



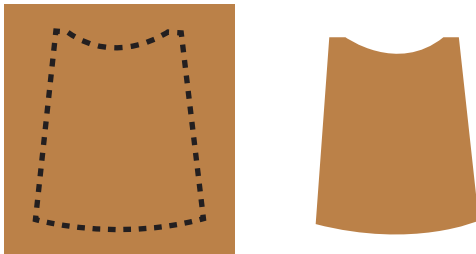
# Suit of Armor




## Supplies:

- 2 large sheets of cardboard
- Silver paint
- Paintbrush
- String
- Safety scissors


**1** Cut the sheets of cardboard to fit your child's torso.



**2** Paint the cardboard with silver paint.



**3** Cut two holes into the top of each armor plate.



**4** Loosely tie the the front and back armor plates together using string.

