

SPECIFICATIONS:

- FREQ RANGE (GHz) — 12.4 TO 18.0
- VSWR (MAX) — 1.10 : 1 (1.08:1 TYP)
- INS. LOSS (MAX) — 0.10 db
- ISOLATION (MIN) — 60 db
- SWITCHING TIME — 50mSec, TYP
- LIFE — 100,000 CYCLES, MIN
- VOLTAGE — SEE P/N SELECTION
- PRESSURE — TO 30 PSIG
- FINISH — IRIDITE ON FLANGES, SATIN BLACK FINISH REST OF BODY.

VOLTAGE	AMPS	CODE
+22 TO +32	0.9	A
-22 TO -32	0.9	B
+10 TO +14	1.5	C
-10 TO -14	1.5	D
+44 TO +54	0.5	E
-44 TO -54	0.5	F
117VAC	0.5	H
235VAC	0.5	K
MANUAL **		M

PART NO. SELECTION

CODE	FLANGE
P	PLAIN
C	CHOKE
O	O-RING

CODE	!! OPTION
M	METRIC THREAD

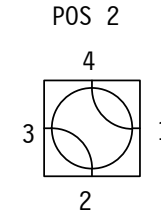
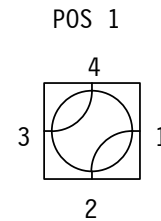
!! OPTION	CODE
SPDT	1

FOR OTHER ELECT CKT'S SEE SCHEMATIC PAGE.

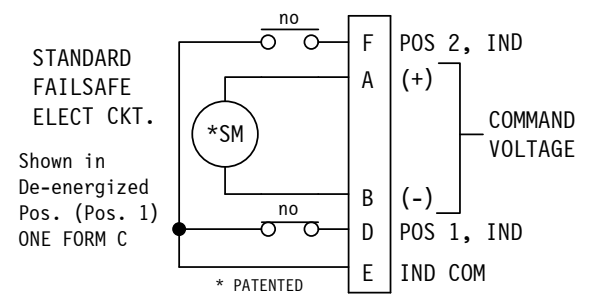
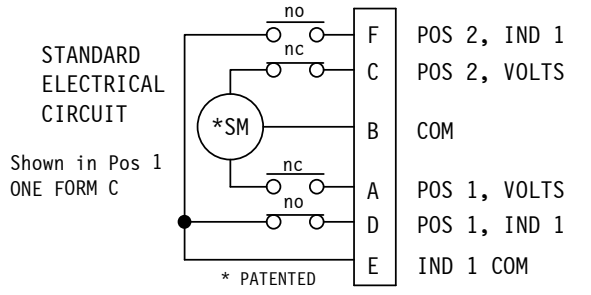
PART NO. SERIES	U-					
	CODE	FAILSAFE	F	!! ELECTRICAL CIRCUIT (IF OTHER THAN STD.)		
		!! OPTION	CODE			

PART NO. EX.: U-APFM
WR62 WG SWITCH, +28VDC, PLAIN FLANGE, FAILSAFE, METRIC THDS.

WEB SITE: www.sectormicrowave.com



R-F PATHS



- NOTES:**
- ** MANUAL SWITCH DOES NOT INCLUDE RECEPTACLE.
 - BLUE BOXES ARE REQUIRED FIELDS.
 - !! IF OPTION IS NOT REQUIRED, LEAVE (GOLD BOX) BLANK

ZONE	LTR	DESCRIPTION	APV	DATE
	A	RELEASED.	RR	1/28/04
REVISIONS				

TOLERANCES: DECIMALS	DRAWN	AC	1/28/04
2 PLACES: +/- .03	CHECKED		
3 PLACES: +/- .010	APVD	RR	1/28/04
FRACTIONS: +/- 1/32	APVD		
ANGLES: +/- 1/2 deg.			

SECTOR MICROWAVE IND., INC.

WR62 SERIES WITH DR. HOUSING

SIZE	L	CAGE CODE	53263	U-xx SERIES	A
SCALE: FULL	UNIT WT.	SHEET	1 OF 1	REV.	