




ANALYTICAL
oregon's leader in cannabis safety and analysis

**8700 SW 26th Ave Suite L
Portland, OR 97219
(503)954-3972
www.3BAnalytical.com
test@3BAnalytical.com**

Oregon Medical Marijuana Certificate of Analysis

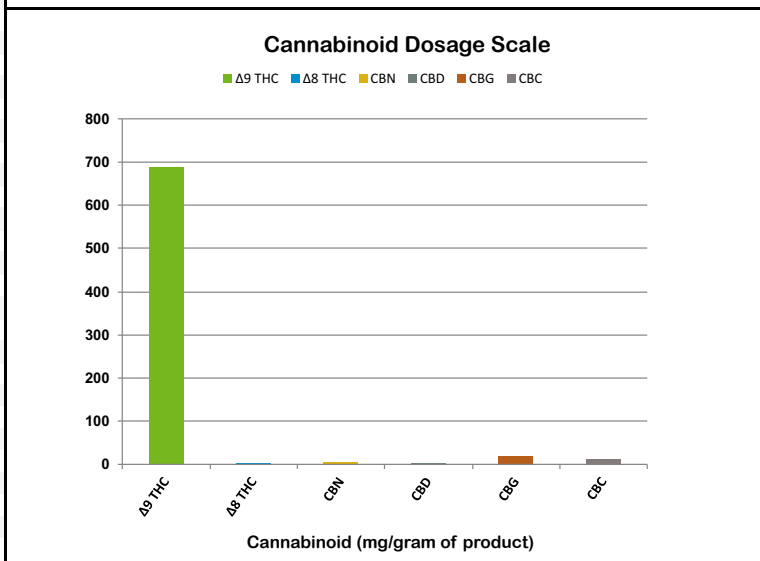
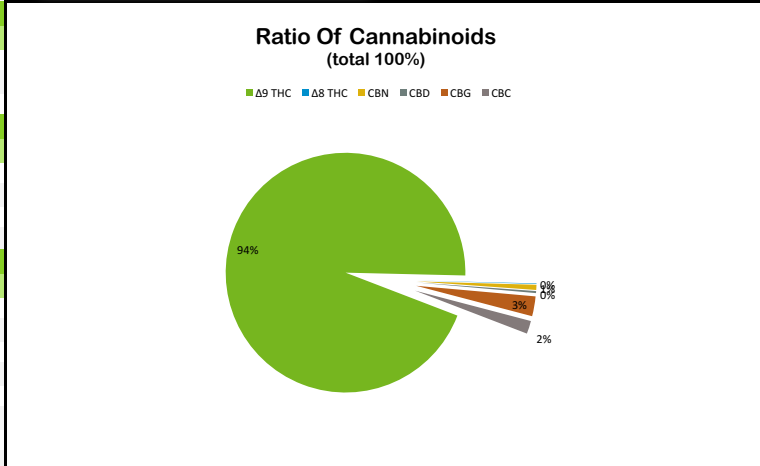
Lab Report			Date: 9/3/16	Tracking#: 37982
Analysis	Method	Instrument		Source: Phat Dawg Pharms
Pesticide	GC/MS	Clarus 680/SQ8T		
Potency	GC/FID	Clarus 680		
Mold/Mildew	Petrifilm	N/A		
Terpene	GC/FID	Clarus 680		
Potency Profile			Matrix: Concentrate	
Cannabinoid		%Total	69.26 % THC	
Tetrahydrocannabinol (THC)		69.26	0.20 % CBD	
-Δ9 Tetrahydrocannabinol (THC)		68.701		
-Δ8 Tetrahydrocannabinol (THC)		0.053		
-Cannabinol (CBN)		0.503		
Cannabidiol (CBD)		0.197		
Cannabigerol (CBG)		1.942		
Cannabichromeone (CBC)		1.271		

Microbial Analysis			
Culture	CFU/g	Pass/Fail	
Mold/Mildew	<10	Pass	

Summary of Pesticide Analysis			
Class	Analysis Results	Pass/Fail	
Carbamates	< LOQ of 0.1 ppm	Pass	
Pyrethroids	< LOQ of 0.1 ppm	Pass	
Organophosphates	< LOQ of 0.1 ppm	Pass	
Chlorinated Hydrocarbons	< LOQ of 0.1 ppm	Pass	

Pesticide Analytes			
	Analysis Results	Pass/Fail	
Acephate	< LOQ of 0.1 ppm	Pass	
Azinphos methyl	< LOQ of 0.1 ppm	Pass	
Bifenthrin	< LOQ of 0.1 ppm	Pass	
Captan	< LOQ of 0.1 ppm	Pass	
Carbaryl	< LOQ of 0.1 ppm	Pass	
Chlorpyrifos	< LOQ of 0.1 ppm	Pass	
Coumaphos	< LOQ of 0.1 ppm	Pass	
Cyprodinil	< LOQ of 0.1 ppm	Pass	
Deltamethrin	< LOQ of 0.1 ppm	Pass	
Diazinon	< LOQ of 0.1 ppm	Pass	
Dichofluanid	< LOQ of 0.1 ppm	Pass	
Dichlorvos	< LOQ of 0.1 ppm	Pass	
Dimethoate	< LOQ of 0.1 ppm	Pass	
Fenhexamid	< LOQ of 0.1 ppm	Pass	
Fenpropathrin	< LOQ of 0.1 ppm	Pass	
Fenthion	< LOQ of 0.1 ppm	Pass	
Folpet	< LOQ of 0.1 ppm	Pass	
Imazalil	< LOQ of 0.1 ppm	Pass	
Iprodione	< LOQ of 0.1 ppm	Pass	
Malathion	< LOQ of 0.1 ppm	Pass	
Metalaxyl	< LOQ of 0.1 ppm	Pass	
Methamidophos	< LOQ of 0.1 ppm	Pass	
Methiocarb	< LOQ of 0.1 ppm	Pass	
Mevinphos	< LOQ of 0.1 ppm	Pass	
Myclobutanil	< LOQ of 0.1 ppm	Pass	
Omethoate	< LOQ of 0.1 ppm	Pass	
cis-Permethrin	< LOQ of 0.1 ppm	Pass	
trans-Permethrin	< LOQ of 0.1 ppm	Pass	
Phosalone	< LOQ of 0.1 ppm	Pass	
Pirimiphos methyl	< LOQ of 0.1 ppm	Pass	
Propargite	< LOQ of 0.1 ppm	Pass	
Thiabendazole	< LOQ of 0.1 ppm	Pass	
Vinclozolin	< LOQ of 0.1 ppm	Pass	

Quality Control Results			
	Analysis Results	Pass/Fail	
Method Blank	No Analytes Detected	Pass	
Quality Control Sample	90-110% of Expected Recovery	Pass	



Definitions:
LOQ=Limit of Quantitation

Meep Brock
Quality Assurance Manager/Lab Director