

THE GOLDEN GOURD

THE NEWSLETTER OF THE CALIFORNIA CHAPTER OF THE AMERICAN GOURD SOCIETY

VOLUME 2, ISSUE 1

SPRING 2000

FEATURED ARTIST – CONNIE MYGATT

Twenty-two years ago my husband, five children and I moved from snow laden Pennsylvania to sunny Southern California. Twenty years later, the rolling vineyard covered hills of Sonoma county, plus two daughters and 6 of our 13 grandchildren beckoned us from our smog circled existence. What a delight to look out the window and see forever!

While living in Southern California, I loved attending art fairs. At one fair I stopped at a display of intriguing round shapes, stained in earthy tones and embellished with natural materials. The artist, Betz Saltman, informed me that they were gourds. She also said she was giving a workshop the following weekend. It didn't take me two seconds to sign up and begin a wonderful creative journey into the world of gourd art.

Having a degree in art with an emphasis in portrait and the human figure, I found the gourd a wonderful surface on which to draw faces. My favorite gourds to create are what I call the "Wise Ones. I use miniature bottle or large martin house shaped gourds on which I paint Indian faces and paint a robe around the body. I also like to embellish gourds with beads and weave the edge of open gourds with natural materials.

Becoming a CGS regional coordinator has led me to some of the nicest people I have ever met. The openness, trust, enthusiasm, talent, and joy they exude is contagious and a pure gift. The gourd itself has magical qualities, at least I have come to believe that. No matter how I feel if I pick up a gourd and put my energy into the creative process, I feel a sense of peace, enhanced creativity, and a feeling of being one with the gourd. A real Zen moment as some would describe it.

I have been fortunate to have my gourds in various galleries, museums, and art fairs. Right now they are in Christine of Santa Fe Gallery in Santa Fe, and in the Lee Youngman Gallery in Calistoga. ☺




FEATURED ARTIST – DON WEEKE

My evolution as a gourd maker began with basketry. In 1978, I began taking natural basketry classes from Misti Washington. In her classes I learned the basic basketry techniques and with her encouragement began to explore new directions, especially with forms and combining different materials. A few years after that class, I discovered gourds. It was while I was exploring a stream bed collecting willow when I saw a whole field of wonderful natural forms—better forms than I could possibly achieve through basketry alone. Combining gourds with basket materials seemed to be the perfect match.

I began with first coiling and couching natural materials on gourds. A class on woodburning and dyes opened new doors, and even more doors were opened with a class that used coiling, netting and clay effigies on gourds. The possibilities seemed unlimited. I continue to find ways to combine basketry techniques with gourds, and ways to piece together multiple gourds to create sculptural forms and masks. I also began carving gourds, first with wood carving tools, but later discovered that a Dremel tool gave me better control.

In 1986 I was asked to teach a gourd basketry class at a basketry conference in Telluride Colorado. That experience was so great that I continue to teach today. My hope is to convey to my students the two basic tenets learned from Misti: (1) there is no such thing as failure and, (2) always give yourself permission to explore. I feel incredibly fortunate to have discovered gourds. It has introduced me to many generous and inspiring people, and has afforded many unexpected opportunities. I look forward to further exploring gourd possibilities and to meeting more wonderful gourd people. ☺



"Ruth's Flower" by Don Weeke, gourd, dye, paint, and palm frond

President's Message

Carol Rookstool

Well, gourd friends, the California Gourd Society had a fabulous annual meeting at Asilorma! Thank you, Thank you to all the wonderful volunteers who made it such a happy time! Lynne Bunt made registration a pleasure, Ardith Willner brightened our lives with flowers everywhere and beautiful t-shirts, Rita Tomlinson kept our finances in order, Lillian Hopkins delighted us with her slides and examples of gourd dolls, and Stefan Schneider had us dancing in the aisles with his incredible music. The classes at the gourd College were filled with excited students and talented teachers who made incredible projects. Kathy Riker had over a hundred items for the fundraiser which resulted in more than \$1,000 toward CGS scholarships. Some growers brought superb gourds to inspire us. Lots of members pitched in to move, organize, host, set up and clean up throughout the event. All together a smashing success. Thank you all!

Mark your calendar now! The 2nd Asilomar Gourd College and Annual Meeting will be held on February 2-4, 2001. Watch for announcements in future issues of the Golden Gourd.

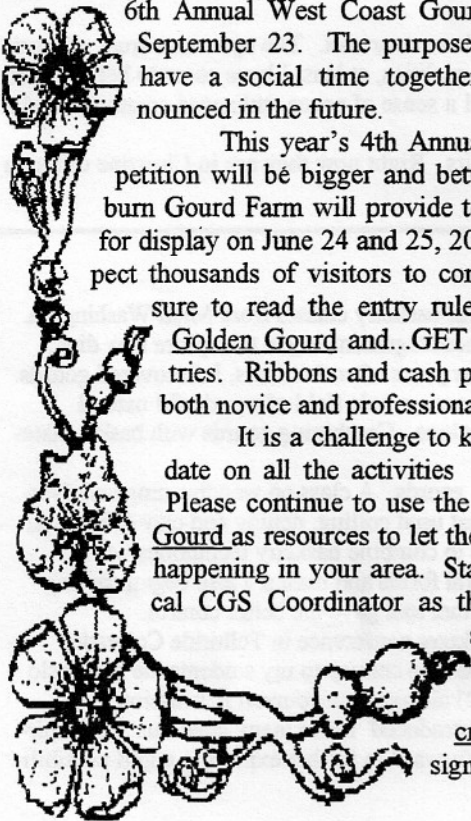
Spring is in full bloom and planting is on everyone's mind. From a single vine to acres...it is time to get this year's seeds in the ground. I plan to try some minis and a couple of bushed gourd plants. Mostly, I plan to be a good customer of some of the best gourd farmers in the world—California growers!

CGS plans to have informal membership meetings at the Welburn Gourd Festival on Saturday, June 24 and at the Zittel's 6th Annual West Coast Gourd Festival on Saturday, September 23. The purpose of these meetings is to have a social time together. Details will be announced in the future.

This year's 4th Annual CGS Gourd Art competition will be bigger and better than ever. The Welburn Gourd Farm will provide tent space again this year for display on June 24 and 25, 2000 in Fallbrook. We expect thousands of visitors to come by the display so be sure to read the entry rules in this edition of the Golden Gourd and...GET STARTED on your entries. Ribbons and cash prizes will be awarded in both novice and professional categories.

It is a challenge to keep CGS members up to date on all the activities going on in California. Please continue to use the website and the Golden Gourd as resources to let the members know what is happening in your area. Stay in touch with your local CGS Coordinator as they have lots of events scheduled! To submit

information to the website, send e-mail to: crookstool@aol.com or sign on to calgourd.com!



CGS Board of Directors

<u>President</u>		
Carol Rookstool	213-629-5689	crookstool@aol.com
<u>VP- Membership</u>		
Rebecca Cileo	530-357-4855	luv2ridedi@aol.com
<u>VP-Programs</u>		
Ardith Willner	831-457-0612	ardithk@aol.com
<u>Treasurer</u>		
Rita Tomlinson	559-561-0804	cbdad@mindinfo.net
<u>Secretary</u>		
Lynne Bunt	415-459-3088	ladyg@gourdland.com
<u>Acting Editor</u>		
Leigh Adams	626-797-3728	lladams@earthlink.net
<u>Advertising-Editor</u>		
Ardith Willner	831-427-3833	ardithk@aol.com

Regional Coordinators

Bakersfield - Kern County

Betty Finch.....805-589-3368

El Dorado County

Carol Cherry.....530-622-6755

Hazel Taylor.....530-622-4244

Fallbrook

Jo Rosenberg.....909-698-6106

Folsom - Sacramento

Ann Mitchell.....916-987-7027

Marin County - East Bay

Lynne Bunt.....415-459-3088

Orange County

Susan Sullivan.....714-997-4482

Pasadena

Mary Jane Jones & Ed Jasaitis.....213-224-8034

Redding

Coleen Wogoman.....530-357-3477

San Bernardino County

Kathy Riker.....909-797-4591

Santa Cruz - Watsonville

Jill Walker.....831-728-4427

Santa Monica - West LA

Lillian Hopkins.....310-396-3266

Santa Rosa - Sonoma

Connie Mygatt.....707-568-3010

Jeanette Rehahn

So. SF Bay Area - Palo Alto

Judy Monaco.....650-941-4060

Stockton

Karen Makal.....209-887-3694

Vallejo - Fairfield

Kemper Stone.....707-557-0462

Ventura County

Pearl Reece & Fern Wesley.....805-482-3255

Visalia

Sue Erb & Toni Best.....559-562-4117



Gourd Patch Happenin's

Fallbrook

The first meeting of the Fallbrook gourd patch was held at the Welburn Gourd Farm in February. Mary Nusum showed the group several of her diverse and clever gourd birdhouse creations and shared ideas on the use of stains for color and for the use of items from nature in decoration. Members also shared their experience in repairing gourds and the use of repair materials. This was a most useful discussion. It's always good to know not only HOW to make a repair, but WHERE to find the necessary materials.

We also talked about the upcoming Welburn Gourd Festival in June and activities that will involve our membership. This festival is probably the highlight of our year and most members like to share in the excitement of the weekend which offers booths of wonderful gourds, entertainment, food, classes, and new ideas.

Our March 26th meeting was our best attended meeting so far! There were 21 in attendance. Kimo Trueman brought tools he uses to craft his beautiful and unique gourds. He explained which were best for each special task. Our gourders had dozens of questions about choosing which tool for their own uses. We needed a session like this, where members could find help deciding which instruments to purchase or to use in a different way. What a wonderful opportunity for us to have the direction of such a genial and patient adviser as Kimo.

Our next meeting will be May 6, again at the Welburn Gourd Farm. It'll be a symposium on marketing which will include suggestions on pricing, craft markets, fairs and competitions in our area and elsewhere, a checklist of what one should bring with them when attending a fair, tips for photographing one's works, the importance of an "artist's statement" and legal suggestions. Frank Gianforte, a gourder from Pennsylvania, will talk about his experiences at fairs. Other experienced gourders will also give their input.

The date for our July meeting has not been set but the session will be on the use of color and will be presented by a designer from a large, national company.

Folsom - Sacramento

Greetings from The Gourd Mine which has been the charming red barn at Zittle Farms where we have been staying warm and cozy while meeting during this rainy winter season. December 11 found us eating Mother Zittle's pumpkin tort, drinking split pea soup, sipping on hot cider and exchanging beautiful gourd ornaments. We began the new year at our January meeting with a review of gourd craft safety issues and had fun trading/selling extra gourd tools, supplies, and embellishments at our first annual gourd craft swap meet. February found us scraping green gourds and finalizing plans for our field trip to the Zittle's 1000 acre farm in Colusa.

"Z" Gourd Miners meets at Zittle Farms in Folsom on the second Saturday of odd months and the second Sunday of even

months, from 10—2. The purpose of our meeting is to set aside time each month to spend with our gourds and friends, sharing and learning as we create our art. Come and join us. Annual dues of \$5.00 help offset newsletter/handouts costs. If you are already a gourder, bring your gourd project, supplies, etc., and gourd with us. If you are new to gourding, we offer classes and ideas to get you started because our meetings are not designed for someone who has never worked with gourds before.

For more information on upcoming meeting agendas and special classes, contact Ann Mitchell at (916) 987-7027 or email—amstannup@cs.com

Fresno/Madera

We are delighted to be the newest Gourd Patch in CGS and will be hosting our 1st Patch meeting on Saturday, May 20th at 10:00 am. We will have general introductions, and an outline will be set for our coming events. Please bring along anything you are working on or any special gourds you might have. Everyone is welcomed! Please call Tina Ratto at (559) 438-9821.

Hesperia

Our "open door" meetings have attracted the enthusiasm of many new members. Held the third Thursday of every month, they always know where to find us. From "green skin carving" demo given by Linda McCartney, to drum making demos by IJ, to planning this years crop, we are never at a loss for words! Congratulations to our new member, Jean, who was so motivated at our last meeting, she had 10 of her gourds accepted at a new gallery in Phelan. Our entries in the November craft show in Victorville was a big hit—from Santas, to baskets, to wind chimes, everyone wanted to know how, where, and when we met. Our patch is now working towards entries for the Country Fair in May.

Marin County - San Francisco

Our 2000 kick-off meeting was a reminder of what fun we have with each other sharing our gourd techniques and new and old friendships. The enthusiasm of the beginners and the fresh insights they bring stimulate all of us. By the time you get this newsletter we will have enjoyed the first CGS membership conference and this patch leader will be back to my first love, gourd play.

Our meeting in April had lots of talk and shareing of pictures from Asilomar & the Indiana Gourd Festival. While in Indiana, I had taken a dremel class and shared what I had learned. We also went over the rules and regulations for the California competition June 24 and 25.

July 15 is a gourd patch field trip to the growing grounds at Zittels. This is a great time to stock up at reasonable prices.

(Continued on page 4)

Gourd Patch Happenin's continued...



(Continued from page 3)

July 30 is our annual summer bash to be held in conjunction with the Sonoma Group. If it is anything like our last years festivities, a good time is guaranteed.

Please call me, Lynne Bunt, at (415) 459-3088 for details, carpools, and directions. All regular meetings are held my home in Fairfax.

Mendocino – Yolo County

The Lake/Mendocino/Yolo patch's first meeting of the new year covered gourd cleaning and cutting procedures and safety tips. Use of a respirator was demonstrated and, as the dust rose from cut and sanded gourds, it was clear to all, the importance of protecting our lungs. In January, JoAnnis Mohrman gave a lecture at the Clear Lake Trowel and Trellis Garden Club on the historical uses of gourds and present day crafting. She was assisted by Arline Montgomery who discussed growing gourds and seed preservation. Recently harvested gourds, as well as fine art and crafted gourds were displayed. The response from the Garden club was very enthusiastic and we're invited back for another of their meetings next year. We gained two new members from this exposure.

Our first year's Anniversary celebration in February was a huge success, complete with a scrumptious lunch provided by JoAnnis Mohrman. Lunch was followed with a hands-on workshop in acrylic painting on gourds for Valentine candy bowls led by Nancy Frost, Lake county artist and member. The enthusiasm of the group, several who had never painted nor worked with gourds before, was reflected in their finished pieces and the variety of their designs. These Valentine bowls were pictured in the Lake County Record Bee with a feature story of the anniversary meeting.

On March 4th, Ann Mitchell, will teach a special bird house class to our group. Her unique technique will help us get ready for the return of our spring birds. We will have a planting meeting on April 30th in the Montgomery's garden, provided there is no danger of frost. On May 21, Diane McNamara will provide lunch and lead us in a hands-on workshop of tole painting a quail gourd. We are planning another hands-on crafting meeting in July, date and project to be determined later.

This group now counts 18 members, and anyone interested in gourds is welcomed. Contact JoAnnis Mohrman at (707) 274-8874.

Orange County

The Orange County Gourd Group is moving right along. We had two new members at our January meeting and would love to have any CGS folks in the area visit or join up! We meet at 6:30 pm at the University Association Community Room at 4530 Sandburg Way in Irvine. Our next scheduled meeting dates at that site are May 18 and October 26. In March we met at the Denny's in Temecula for a trip to Welburn's for gourd gawkin' and gatherin' under the Oaks!


We are very proud of our two patch members, Mary Pryor and Lynne Everett, who taught at the conference at Asilomar. These two gals are outstanding instructors and teach at the new California Crafts location in Anaheim.

Once again we plan to do several gourd craft demonstrations at the Orange County Fair in July. In August we will be at the Laguna Art-A-Fair per invitation of Virginia Page who exhibits her unique gourd art there. Virginia was a guest at our last meeting and has promised us an exclusive hands-on demo in the gazebo! Also in August we will be exhibitors at the San Clemente Art fair, thanks to our member Diane Day.

We feel lucky and grateful for our group member, Madison, who has volunteered to be our historian and begin a Patch Scrapbook for us. So all the photos we take at these events and the gourd fests, along with flyers, articles, etc....can be kept together. It shouldn't take long to get a scrapbook that will be a good intro for prospective members to thumb through to see some of the fun we have! Hope you will join us and we look forward to meeting many of our CGS colleagues at these and other events this year. This is gonna be a GOURDGEIOUS year in Orange County, and lotsa seeds are already in the ground in my yard. For more information on the Orange County Gourd Patch please call Susan Sullivan ant (714) 997-4482 or email at susansphn@aol.com.

Palo Alto – Silicon Valley

Over 45 members and visitors attended the last meeting of the Calabash Club of Silicon Valley and everyone responded admirably and creatively to the challenge of making name tags out of scraps of gourds. For our next meeting on April 2, we will be bringing the musical instruments we have either made or collected to put together a cacophony of sounds and talents. We will be able to try out the instruments, learn how they are made and share lessons learned. During April, thirteen of our members will be displaying their gourd art in the Elemental Arts Gallery in Los Gatos in a special exhibit arranged to supplement the exhibits at the Conference of Northern Handweav-



A gourd class at Asilomar

(Continued on page 5)



Gourd Patch Happenin's continued...

(Continued from page 4)

ers in Santa Clara. We also anticipate that, like last year, we will be accepted into many Art Fairs during the Spring and Summer so our members will have numerous opportunities to exhibit and sell their art. For additional information, contact Carol Morrison at (650) 493-2998 or Judy Monaco at (650) 947-4059.

Redding

The Redding area gourd patch has been really growing, and our members have been starting to create a wonderful works of art! We had our Christmas party and presented the first ever "Golden Gourd Award" to Joyce Bell for her never ending sharing with our group and making so much progress as a gourd artist. Also given out were certificates to the Canning Shop and other fun prizes. We also held our first annual harvest boutique in December. It was a tremendous success! We hosted quite a few people to a house full of gourd art and other art made by our members. We did real well and really let people know about gourd art and our group.

Our meetings will always be held on the third Saturday at 10:00 am and will be held at either the Double W Ranch, 16971 Palm Avenue, Happy Valley, or at the Happy Valley Fire Hall, 16218 Cloverdale Road, Happy Valley. We will try to have a share and sell table available for the members to show off their creations. Books and gourd material information is always there to share, discover, and learn about.

We have some exciting things coming up for our monthly meetings in the next few months. At our April meeting we will make a Kalimba and gourd drum. We will also learn about flower arranging in and with gourds from a member who happens to be a florist. In May the project will be to make a mask. Bring along your own materials. For more information please call Coleen Wogomen at (530) 357-3477 or email at doublewranch@juno.com

San Bernardino County

The San Bernardino Gourd Patch meets on the second Monday of each month. We are about 11 members strong and have a few new people that will join us in March. Gourd art interest is just starting to spread in the Inland empire area. We have a very relaxed and fun group. Our meetings start at 7:30 pm at Kathy Rikers home in Yucaipa. Bring a piece of your gourd art to share. Our main objective is to share with each other and our community everything we know about gourds. We share technique, styles, growing tips and like to have fun.

In January each of us started with a large gourd. We will work on our gourd through out the whole year and will have different demonstrations to look back on. January, we had our tool demonstration and cleaned and cut our gourds. February we had a Tenerife demonstration. Other demonstrations will be coming up throughout the rest of the year. Upcoming events include: May 8th our monthly meeting—bring back Mystery gourd to share; and May 20th a woodburning demonstration from 10:00—2:00 pm; June 12th, monthly

meeting where we will discuss Welburn Gourd Festival and coordinate the silent Auction; June 23—25 is the Welburn Gourd Festival with classes being held on Friday.

We have planned a busy quarter with demonstrations, meetings, and field trips. If you are in our area, come and join us.

San Diego

There's a new gourd patch sprouting up down in Southern California. In a way it's an off-shoot of the Fallbrook gourd patch, as many of the gourd enthusiasts that make up the Misti Washington Gourd and Basketry Guild were seeded at the Welbourn Gourd Farm annual festival. The MWGBG was approached by CGS last year about the possibility of forming a gourd patch in the San Diego area. We decided the gourd patch could be woven into our group. Meetings are held the first Sunday of each odd-numbered month at the Quail Botanical Gardens in Encinitas between Noon and 3:00. At this informal get-together, we bring a sack lunch and something to work on and sometimes a show and tell item. The exchange of ideas, supplier information, camaraderie and creative energy, really flies! On the first Sunday of even numbered months, the formal MWGBG member meetings is held at the Gardens where a potluck precedes a short business meeting, followed by a speaker, group project, or slide show.

Because of the exposure to one another, many of our members have cross pollinated their techniques and incorporated more complex basket making techniques into their gourd art. There's a nice balance between the basket and the gourd makers, each gaining a sense of appreciation for one another's artistic passions. A good example is the group project we did for last October's MWGBG basket and gourd weekend. When it was suggested it would be nice to have bowls of candy or Band-Aids at workshop tables, a group of gourd makers proceeded to make an assembly line of small gourd containers and the basket makers made small reed baskets. You can bet there was a great exchange of techniques, tool and application ideas. These containers were then given to the 30+ weekend teachers as a small token of thanks.

For more information on the San Diego gourd patch, contact Peggy Blessing at (619) 292-9219 or email—giza@sprynet.com.

Santa Cruz

The Santa Cruz gourd patch initiated the new gourd year in January with a work day at the home of Ardith Willner. We all brought projects to work on but we spent most of our time exchanging ideas and asking questions about various materials and techniques that we use. We also had a chance to try out several new tools including a mini-propane torch, the cordless Dremel and the Detail Master wood burning tool.

We all agreed that the mini-torch has possibilities, but you have to be really careful not to set your whole gourd on fire! It would be advisable to keep a glass of water handy when you're using it and be sure to work on a fire proof surface.

During the month of April several of our members including Kris Mangliers, Liza Muhly, Eileen Marcotte, Jill Walker and Mary Simmons will have their work featured in a show at



Gourd Patch Happenin's

the Elemental Arts Gallery in Los Gatos, CA. This show is scheduled to coincide with the Conference of Northern California Handweavers. Many of the gourds will incorporate basketry and weaving in their designs.

Our next gourd patch meeting will be brief (10:00—10:30) and held in conjunction with a class. On Saturday, May 10th, we are hosting a class by gourd artist, Don Weeke. Don is a master at teaching how to combine gourds and basketry materials and techniques. The cost of the class is \$50.00. You can join us for just the meeting or both events. To register for the class, call Jill Walker at (831) 728-4427 or email at gourd-walkr@aol.com

Stockton

Our next meeting will be May 14 at 10:00 am. Bring your current project and finished pieces to share with everyone. Lets hear from you—what do you want to learn, is there a special technique you want to learn? Let Karen Makal know by calling her at (209) 887-3694.

Ventura / Channel Islands

There will be an informal get together on the 2nd Sunday of each month in Santa Paula on Main Street. We would be delighted to have anyone join us and work on a gourd project together. We meet the third Thursday of each month in Ventura.

Please call Fern Wesley at (805) 482-3255 for more information.

Visalia

In February we had a field trip along with the Bakersfield Gourd patch to Thomas Farms and a new gourd farm owned by Suzanne Garibey. We had a delightful time visiting with Noi Thomas and wrangling over snake gourds and filling up on needed gourd supplies. We had a great time wandering through Suzanne's farm and were delighted to find so many gourds. After visiting these two farms we met at Town and Country, a craft store in Porterville where we spent the afternoon talking, laughing, and working on gourds. What a great day!

Also in February, Toni taught a pine needle basket class at her studio. Gourd heads were present who wanted to learn the technique to apply coils to their gourds. Another class of gourd instruments was taught by Sue Erb, including rattles, shakers, flutes, and tambourines. In March the patch will have an exhibition at the Porterville historic museum. On March 25 and 26 there is the Artist Studio Tour in Three Rivers. Many of our gourd patch members will be contributing to the display at Carol Rookstool's studio as well as demonstrating their techniques.

REDUCE, REUSE AND RECYCLE

By Ann Mitchell

Having taught the foregoing 5th grade curriculum for so long that it is permanently etched in my brain, I have been keeping every scrap of gourd that has crossed my worktable—tops of gourds from which I had made bowls and ipu's, shards, etc. I had no clue what to use them for, yet I kept on collecting, watching them multiply into Mount Olympus. Then, one night at 3:00 am, Zeus had sent his thunderbolt. The gourd tops had come to life for me. I was up and working with them.

I soon discovered that the top 3 inches or higher made great holders, depending on their height, for crayons, pencils, pens, silverware, remote controllers, etc. Just cut off the stem end (preferably with a band saw) to level it—not too much or you'll make a hole. Should that happen, just fill it with some gourd putty.

If your newly created gourd utensil holder is unsteady or top heavy when filled, here are two simple ways I use to stabilize it: (1) putting about 1/2 inch of plaster, fixall, etc. to the bottom for weight, and/or (2) gluing a wooden shower curtain ring (cheap, at Walmart) to the bottom of your gourd holder too widen the base. Using a wooden ring allows you to stain it to match the gourd. If there are a few small gaps in a few places between the ring and gourd, you can fill them with gourd putty. You are now ready to decorate and seal your holder. Lastly, to give your gourd holder that professional look, glue on a piece of felt either on the bottom to protect table surfaces.

Tops of gourds which are not tall enough for pencil holders can be used for paperclips, pins, buttons, Q-tips, whatever your imagination can come up with. You may consider using tops of gourds for making bases for your other gourd art that needs leveling themselves. Slice the top like a thick slab of Texas toast (again a band saw tends to work best). Play with the thickness of the slices and their diameters to get that perfect match. Glue in place with your favorite gourd glue, adding gourd putty if needed to fill in gaps.

If you do not have a gourd putty recipe, here is mine for you to try. I save the gourd dust created when I sand the inside of gourds and store it in a jar. When I need putty, I mix some of the gourd dust with Elmer's Wood glue until I get a putty consistency. I apply it where needed like any putty. After it dries I apply a light coat of sanding sealer so that it will take a stain or paint to match the gourd itself. ✂

"No gourd is perfect, but every gourd is perfect for something!"

California Gourd Society
Third Gourd Art Competition & Exhibit
June 24th & 25th 2000, 9:00 am to 5:00 pm
Display space donated by Wellburn Gourd Farm
40787 De Luz Murrieta Road, Fallbrook, Ca 92028

Competition Rules:

- Any individual may enter, but must be a member of the California Gourd Society.
- Participants may enter only one entry per category and in only one division.
- There will be 2 divisions this year: The Beginning division for the novice and Advanced Division for anyone that has won a ribbon in CGS past competitions.
- Entry fee will be \$5.00 for each competition category entered.
- All work must be done by the exhibiting artist and not have been previously entered into a CGS competition.
- Deadlines: Entries that are mailed in must be postmarked no later than Monday, June 19, 2000. If personally delivered no later than Saturday June 24 at 8:00 am.
- Judging will be Saturday June 24th at 11:00 am.
- All participants agree to allow photographs to be taken of displayed items.
- Pick up will be Sunday June 25th from 3:00 to 5:00 pm. Entries may not be removed any earlier.
- Mailed entries will be returned in approximately two weeks after the show. Mailed entries must have return postage and shipping container to be returned.
- All artwork not picked up at the end of the exhibit on Sunday June 25th will be donated to CGS.
- California Gourd Society will officiate at all judging.
- Ribbons will be awarded for First, Second & Third place in each category with a cash award for each winner. There will be a Best of show Ribbon and cash award in both divisions. Judges reserve the right to award any Honorable Mention ribbons.

Categories: Gourd must be predominate

1. Pyrography: whole or cut gourd. Woodburned only natural or clear finish allowed.
2. Carving/Cutting: Whole or cut gourd. Cutting and or carving should be featured. May use carving tools, dremel, saws, etc. Gourd may be colored in any medium.
3. Painting/Stained: whole or cut gourd. The use of color(s) any paint, stain, dye, pigment, wax or color medium allowed.
4. Multiple Embellishment container: Must be a cut gourd with a lid using two or more of any techniques including paper-mache, decoupage, color, pyrography, metal, carving, weaving, etc. May be finished in any media and must have embellishments.
5. Functional Items: Whole or cut gourd any media. Must be both decorated and functional ready to use.
6. Dolls and Figures: Single or multiple gourds may be used. Doll may be applied onto a whole gourd surface by pyrography, paint, clay or a combination of these techniques. Small amounts of additional materials will be allowed.
7. Masks: Whole or cut gourd(s). May use any media. Embellishments like feathers, sticks, etc. are allowed. Must have hanger or attachment to allow the mask to be displayed on the wall.
8. Jewelry: Whole or cut gourd & or pieces. Any technique is allowed with any medium. May use additional materials to finish embellishing.
9. Musical Instruments: Whole or cut gourd(s). May use any media with additional materials to make the piece make music. Judges must be able to play the instrument.
10. Weaving/Coiling: cut gourd with any technique of weaving or coiling. May use any natural fibers or waxed linen etc. for your stitching. Gourd may be colored any media.



CGS: FYI News



WE HAVE A NEW EDITOR!!

It is with glee that I announce that Leigh Adams will be our new Newsletter Editor starting with our next issue. Leigh has great energy, fun ideas, and will appreciate any and all articles and photos that you might see in The Golden Gourd. Please mail all articles and photos to:

Leigh Adams
1045 Dolores
Altadena, CA 91001

I have had great fun being the temporary editor and will now go back to my 'first hat' - that of being V.P. Programs. I will be handling all advertisements for the following issues of the Newsletter, so let me know if you want to run an ad.

Sincerely, Ardith Willner

SILENT AUCTION TO BE HELD AT THE WELBURN FESTIVAL

Greeting Members and fellow gourd artist...We will be having a silent auction again this year at the festival and hope you will all support us again as graciously as you did last summer. We raised well over \$1,000 last year and were able to donate that to CGS.

Please think about donating a piece of artwork or gourd related supplies. All donations will be greatly appreciated. Please send all donations in by June 17th or contact Kathy Riker for information at (909) 797-4591 or monkmonk@cybertime.net. You can mail things to 34945 Shadow Wood Drive, Yucaipa, CA, 92399.

YOU are what makes CGS a SUCCESS...Thanks for your support

Kathy Riker

.....

NEWSLETTER MATERIAL DEADLINES

Summer Issue—June 15, 2000

Fall Issue—September 15th, 2000

Winter Issue—December 15th, 2000

Spring Issue—March 15th, 2001

.....

Gourd Events 2000

- May 19—21
Kentucky Gourd Festival
Taylorsville, Kentucky (502)477-8543
- June 17—18
The Pumpkin & Gourd Farm Festival
Paso Robles, CA (805) 238-0624
- June 23—25
Wellburn Gourd Festival
Fallbrook, CA (760) 728-0269
- Sept 9—10
North Carolina Gourd Festival
(704) 827-0664
- Sept 16—17
2nd Annual Show-Me Gourd Show
Branson, MO (573) 687-3150
- Sept 23 -24
Zittles Gourd Festival
Folsom, CA (916) 989-2633
- Oct 6—8
Ohio Gourd Festival
Mt. Gillead, Ohio
- Oct 7—8
Baals Tree & Gourd Farms
Palmdale, CA (667) 947-7121
- Nov 4—5
Texas Gourd Society Show
Austin, TX 2flews@flash.net



BLOSSOMS ON THE VINE

As we look around and enjoy the warmer days, and the colors of the spring blossoms, may we remember those gourd members who brought sunshine and color to our lives with their presence.

In Remembrance Of:

*Gary Brewer,
Visalia Patch
Carole Lee Magar,
Pasadena Patch*

CRAZY ABOUT GOURDS...MEET KERN ACKERMAN

This man is serious about gourd seeds!!! Kern Ackerman, however, is light-hearted about everything else in life...except possibly making specialty wines (potato, cranberry). A member of the American Gourd Society and the Ohio chapter, Mr. Ackerman is an expert on award winning true gourd seeds. You may pour over the seed catalogs each spring or save your own seeds, but Kern has seeds to dream about!



Hard shelled varieties include Extra Long, Long, and Short Handle Dippers, Big Ball Short Handle Dipper, Apache Dipper, Indonesian Bottle, Small and Miniature Chinese Bottle, Club, Penguin, Goose, Cannonball, Hardshell Warty, Martin House, Banana, Small Lump in Neck, Maranka, Penis Shield, Big Apple, Snake, Long Gourd, Basketball and various mixed packages. Ornamental seeds are available for Egg, Short Handle Spoon, Flat Striped, Orange Ball, White Ball, White Pear, Spoon, Miniature Warty, Crown of Thorns, and Ornamental Mix.

Kern also has some varieties that haven't yet been grown for the required three years to be classified as true. They have been true for one or two seasons. African Wine Kettle, Small Bushel, Chinese Bottle, and Giant Martin House are varieties currently being tested. The adventurous gardener may want to give some of these experimental varieties a try.

Doing business as "Rocky Ford Gourd Company". Kern has also published a "Gourd Identification Chart" in either poster size or in a 9x11" four page booklet. The cost is \$4 and you will not be able to resist ordering seeds from this publication. All Kern's gourds are grown in isolation or pollinated with germination tested 80% or better.

Ordering is easy. All packages contain 12 seeds except African Wine Kettle which contain 6 seeds. Small orders are shipped in bubble packs. Larger orders shipped by Priority Mail or United Parcel. Each packet is \$2.50 postpaid including shipping and handling. There are quantity discounts for orders over 100 dozen—and that, dear reader will grow a LOT of gourds!

Mr. Ackerman counts dozens of other seed specialists among his friends and acquaintances. There is a sense of competition, yet a spirit of camaraderie when serious gourd growers spend time together. Many hours are spent in discussion of growing techniques and new gourd varieties. For example, California's own Suzanne Ashworth's seed business is located at 5007 Del Rio Rd., Sacramento, CA 95822. Like Kern, everyone wants the gourd garden to be spectacular.

You may contact Kern Ackerman at Rocky Ford Gourd Co., 178 Losee St., Cynnet, OH 43413 or phone him at (419) 655-2132.



Your CGS Board getting ready for Asilomar (left to right) - Rita Tomlinson, Treasurer; Lynne Bunt, Secretary; Leigh Adams, Newsletter Editor; Ardith Willner, Programs; Carol Rookstool, President; Rebecca Cileo, Membership.

Gourds

Crafting For Fun and Profit

Free Catalog

Books, Supplies, Tools
for Music and Crafts

The *Caning* Shop

926 Gilman Street at 8th
Berkeley, CA 94710

(510) 527-5010

Fax 1-510-527-7718

www.caning.com

QUOTES, QUIPS, & QUERIES

From Dream to Reality

Piles of gourds I would soon grow,
It will be easy I just know.

I planted all the types I need,
Penguin, bottle and Dipper seed.

Irrigation in place and soil tilled,
The vermin eggs were surely killed.

Just water and wait for a bountiful harvest,
The gourds I grew would be the best.

In my dreams they grew so well,
But reality I'm here to tell.

I watched in horror as sprouting seeds,
Were choked by faster growing weeds.

So pull the weeds and fertilize, I'd soon have
gourds of every size.

Then came the ants to spread their aphids,
Then trampling feet of dogs and kids.

I sprayed and built a sturdy fence,
I've not seen children or dogs since.

Now gourd vines were growing fast,
I'd have that crop of gourds at last.

The vine was covered with blossoms of white,
That only bloom during the night.

At night there are no bees around,
You get no gourds that's what I found.

If it was not already too late,
I would have to hand pollinate.

Gourds began to form at last, Elated one moment
and then aghast.

Holes in gourds from snails and slugs,
Fat little worms, beetles and squash bugs.


A gopher mound where a vine had been,
I give up! I just can't win.

I picked what was left of the lot,
Then all but one gourd began to rot.

With fencing, tiller, irrigation, sprays and fertilizer,
I got a \$400 gourd and a whole lot wiser.

It's a whole lot cheaper in the long run,
To buy your gourds and it's lots more fun.

Betty Finch




ANNOUNCING THE OPENING OF: THE LITTLE HOUSE OF GOURDS!

Congratulations to Rebecca Cileo on the opening of THE LITTLE HOUSE OF GOURDS in Cottonwood, CA. The grand opening of her Gallery and Studio Center on April 8th, 2000 was a wonderful event. The gourd patches of Redding, Santa Rosa, Marin and Santa Cruz all sent their good cheer, and some representatives

Rebecca will be offering studio time, classes and supplies, along with original art for the delight of her North Country neighbors. She is always looking for new artists, so if you would like to send her photos of your work, contact her at: (530) 357-4855 or Luv2RideDi@aol.com.

This is a dream come true for Rebecca and she would be delighted to have you share in it as well.



SLIDE LIBRARY BEING FORMED

We are in the midst of creating a slide library for all CGS members to be able to use if they are giving a talk or demonstration.

You can help by taking slide photographs of your work, your garden with gourds, or progressive shots of a piece in progress. It is much cheaper to take 2 photos at a time rather than have more slides made from an original.

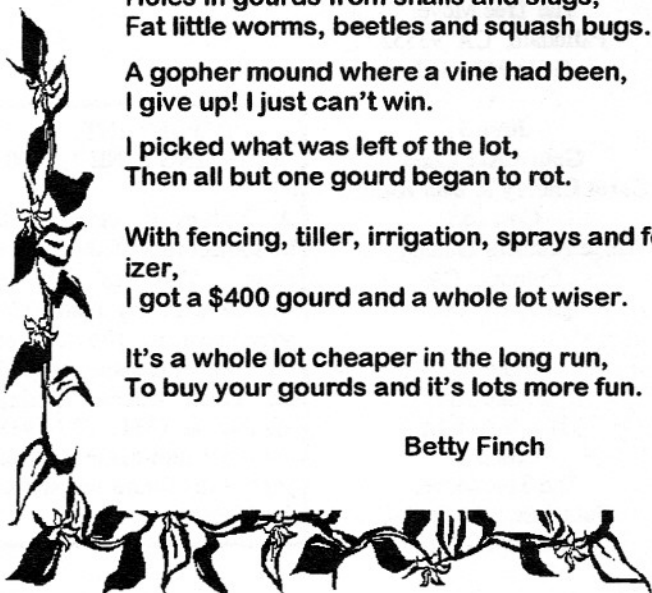
Our goal is to have a CGS slide lending library for presentation material.

Please write the artist name, and town on the slide so that we can give credit where credit is due.

Thanks so much for helping to create our Library. Send all slides to Ardith Willner, 24 Clubhouse Road, Santa Cruz, CA 95060.

KEEP IN MIND... Gourdfucius Says

"The piece of gourd you throw away today, will be exactly the size and shape you will need tomorrow."



UP-COMING GOURD CLASSES



April 29
Hopi Style gourd Rattle
 Susan Sweet
 Cost \$55
 The Caning Shop
 Berkeley, CA
 (510) 527-5010

April 29
Beginning Gourd Craft
 Cost \$45
 Little House of Gourds
 Cottonwood, CA
 (530) 347-3675

April 30
Gourd Art
Su Wickersham
 Cost \$40
 Cameron Parks & Rec Dept.
 Cameron Park
 (530) 676-4744

May 6
Gourd Pouch
Tammie Flores
 Cost \$65
 The Caning Shop
 Berkeley, CA
 (510) 527-5010

May 6
Dream Catcher on Gourd
Kathy Riker
 Cost \$40
 The Tree Mover
 Palmdale, CA
 (661) 947-7121

May 6 & 7
Weaving, Dremel & Embellishments
Don Weeke
 Cost \$55
 @ Ardith Willners
 Santa Cruz, CA
 (831) 457-0612

May 7
Gourd Birdfeeders
Su Wickersham
 Cost \$50
 3355 Char Mar Circle
 Shingle Springs
 (530) 676-4744

May 13
Gourd Turtle
Dave Roseberry
 Cost \$50
 The Caning Shop
 Berkeley, CA
 (510) 527-5010

May 13
Beading on Gourds
David Snooks
 Cost \$50
 Thomas Farms
 Lindsay, CA
 (559) 562-9640

May 13
Pine Needle Close Coil
Toni Best
 Cost \$40
 Thomas Farms
 Lindsay, CA
 (559) 562-9640

May 13
Woodburning on Gourds
Suzette Milan
 Cost \$40
 Thomas Farms
 Lindsey, CA
 (559) 562-9640

May 13
Knottless Netting
Candy Krueger
 Cost \$40
 The Tree Mover
 Palmdale, CA 93552

May 14
Gourd Birdhouses and Pinecone Embellishment
Ann Mitchell
 Zittel Farms
 Folsom, CA
 (916) 987-7027

May 18
Where the Rubber Meets the Gourd—Rubber Stamping on Gourds
Ann Mitchell
 Zittel Farms
 Folsom, CA
 (916) 987-7027

May 20
Painting on gourds
Susan Sweet
 Cost \$60
 The Caning Shop
 Berkeley, CA
 (510) 527-5010

May 20
Clay Sculpting on Gourds
 Cost \$45
 Little House of Gourds
 Cottonwood, CA
 (530) 347-3675

May 21
Gourd Art
Su Wickersham
 Cost \$40
 Cameron Parks & Rec Dept.
 Cameron Park
 (530) 676-4744

May 27
Gourd Clock
Tammie Flores
 Cost \$75
 The Caning Shop
 Berkeley, CA
 (510) 527-5010

June 3
Gourd Guitar
Geof Morgan
 Cost \$65
 The Caning Shop
 Berkeley, CA
 (510) 527-5010

June 3
Spirit Mask
Kathy Riker
 Cost \$40
 The Tree Mover
 Palmdale, CA 93552
 (661) 947-7121

June 3
Gourd Art Class
Carol Cherry & Don Rideau
 Cost \$55
 Three Feathers Trading Post
 Coloma, CA
 (209) 296-6834

June 10
Gourd Art
Linda Noblitt
 Cost \$35
 The Tree Mover
 Palmdale, CA 93552
 (661) 947-7121

June 10
Collage on Gourds
Diane Merrill
 Cost \$50
 The Caning Shop
 Berkeley, CA
 (510) 527-5010

June 10
Gourd Basics for Beginners
Ann Mitchell
 Zittel Farms
 Folsom, CA
 (916) 987-7027

June 10
Gourd Jewelry
 Cost \$35
 Little House of Gourds
 Cottonwood, CA
 (530) 347-3675

June 14
Cutting Gourds
(and getting them to fit!)
Ann Mitchell
 Zittel Farms
 Folsom, CA
 (916) 987-7027

3rd Saturday each Month
Duane Teeter
 Cost 45
 Zittel Farms
 Folsom, CA
 (916) 989-2633

IMPORTANT...
STARTING JUNE 1, 2000

All listings of classes will be subject to a \$5.00 fee per class. This fee will be waived with any paid 3x5" advertisement. The fee for such advertisement is \$25 per issue. Contact Ardith Willner at (831) 427-3833 for more information. (See page 9 for future newsletter deadlines.)

**HOT BURNING TOOL
DETAIL MASTER**

If you are looking for the best hot burning tool on the market, your search is over! I am currently stocking the Detail Master Sabre IV which is used by most of the gourd artists across America today. You will be able to do fine lines, shading, parallel borders and more. Your creativity will blossom, AND it makes woodburning fun! Catalogues available for \$1.00.

Ardith Willner
24 Clubhouse Road
Santa Cruz, CA 95060
(831) 457-0612 ardithk@aol.com
www.woodburningpens.com



THOMAS FARMS

(559) 562-9640
20947-B AVE 245
LINDSAY, CA 93247

**Gourds ♦ Dyes ♦ Tools
Supplies ♦ Gourd Classes**

Open 9—5 ♦ Wed.—Sat.

thomasfarms@jps.net

Gourds Galore!

Unusual Shapes and Sizes

Great Quality

Blue Heron Farm
2739 Rumsey Canyon Road
Capay Valley / Yolo County
(530) 796-3799

1 Hour from Sacramento
2 hours from the Bay Area
Groups Welcome!

Call Ahead Please (Ask for Gretchen)

Zittel Gourd Farm
Oak Avenue & Folsom Auburn Rd
Folsom, CA
(916) 989-2633
zittels gourds.com

Summer Gourd Sale
July 15th & 16th
9:00 am to 5:00 pm @ Colusa Ranch
\$20 / 33 gal Bag Sale

**Gourd Art Business
For Sale**

Stone Heat Studios
Leading Maker of Gourd Ovens

- 25 Years in Business
- Sales Exceed \$75,000 per year
- Active Wholesale Representatives
- Training Included
- My Designs, Expertise, and Techniques are Transferable with my Specialized Art Equipment
- Can be Home Based

**Full Time Income for Part Time Work Doing
What you Love!!**

Call Ridge for Information Packet
(619) 233-9652

Gourd Sale

Big Apples · Mini Bottle

Dippers · Cannon Balls · Maranka · Canteen
Penguin · Martin

Gary Clark
Foothills Farms
11341 Eddyburg Road
Newark, OH 43055
(877) 346-8445 (740) 345-7379
www.foothillsframs.com

WELBURN GOURD FESTIVAL

JUNE 24TH & 25TH, 2000

FREE ADMISSION • OPENS 9 AM

- CLASSES ON FRIDAY, JUNE 23
- BOOTHS OF GOURD ART/CRAFTS AND SUPPLIES FOR SALE
- CGS GOURD ART COMPETITION
- CROP OF FRESH GOURDS FOR SALE, WASHED AND UNWASHED

WELBURN GOURD FARM • 40787 EL LUZ MURRIETA ROAD
FALLBROOK, CA 92028

(760) 728-4271 www.welburngourdfarm.com