

Stanford Open NCAA 2018

Meet Results







Jan 27, 2018

Page: 1
Printed: 1/27/2018 9:32:06 PM

Men / 10

Session: 6

Judge's Signatures

Rank	Num	Name	Gym							AA
1	769	Riley Loos	Technique	Diff: 5.100	4.300	4.200	5.200	4.800	3.800	
				Exec: 9.200	8.450	9.500	9.000	8.050	8.850	
				ND:						
				Final: 14.300	12.750	13.700	14.200	12.850	12.650	80.450
				Place: 1	1	1	2	3	5	1
2	324	Brandon Nguyen	Elevate	Diff: 4.200	3.900	4.300	5.200	4.500	4.600	
				Exec: 8.950	7.550	8.450	9.150	9.000	8.400	
				ND:			-0.100			
				Final: 13.150	11.450	12.750	14.250	13.500	13.000	78.100
				Place: 5	5	5T	1	1	3T	2
3	348	Jeremy Bischoff	Gym Jam	Diff: 4.600	4.600	4.500	4.100	4.800	4.600	
				Exec: 8.750	7.950	7.900	9.400	7.600	8.650	
				ND:						
				Final: 13.350	12.550	12.400	13.500	12.400	13.250	77.450
				Place: 4T	3T	9	7T	8T	1	3
4	885	Jordan Williams	Liberty	Diff: 4.500	4.100	3.700	4.800	3.900	4.200	
				Exec: 9.100	8.450	8.150	9.250	8.300	8.650	
				ND:						
				Final: 13.600	12.550	11.850	14.050	12.200	12.850	77.100
				Place: 2	2T	13	3	9	4	4
5	826	Taylor Christopulos	USA Gym World	Diff: 4.200	4.400	4.200	4.800	4.200	3.900	
				Exec: 8.450	6.550	8.400	8.900	8.800	7.350	
				ND: -0.300			-0.300			
				Final: 12.350	10.950	12.600	13.400	13.000	11.250	73.550
				Place: 10T	10	6	9	2	11	5
6	565	Zachary Tiderman	Omega	Diff: 3.700	3.500	3.900	4.000	3.200	3.700	
				Exec: 8.900	7.500	8.600	9.200	9.300	7.850	
				ND:						
				Final: 12.600	11.000	12.500	13.200	12.500	11.550	73.350
				Place: 9	9	7	10	4	10T	6
7	512	Landon Wu	Int'l Gymnastics	Diff: 4.400	4.400	4.100	4.000	3.700	4.400	
				Exec: 7.650	5.750	8.800	9.150	8.150	7.850	
				ND: -0.300						
				Final: 11.750	10.150	12.900	13.150	11.850	12.250	72.050
				Place: 15	13	2T	11	11	6	7
8	415	Blake Tingzon	Gymnastics Olympica	Diff: 3.800	3.500	3.700	4.000	3.500	3.700	
				Exec: 8.350	6.400	8.750	8.900	8.600	8.250	
				ND:			-0.100			
				Final: 12.150	9.900	12.450	12.800	12.100	11.950	71.350
				Place: 13	14	8	13	10	8	8
9	356	Nathanael Wolters	Gym Jam	Diff: 4.500	3.600	3.300	2.800	3.600	3.800	
				Exec: 8.600	7.600	6.950	9.300	8.800	8.400	
				ND:						
				Final: 13.100	11.200	10.250	12.100	12.400	12.200	71.250
				Place: 6	6	15	14	6T	7	9
10	105	Brandon Garcia	Accel	Diff: 4.100	3.400	3.600	4.000	3.600	3.300	
				Exec: 7.900	6.850	8.000	9.200	8.850	8.250	
				ND:			-0.100			
				Final: 12.000	10.250	11.600	13.100	12.450	11.550	70.950
				Place: 14	11T	14	12	5	9T	10







Stanford Open NCAA 2018

Meet Results

Jan 27, 2018

Page: 2
Printed: 1/27/2018 9:32:06 PM

Men / 10
Session: 6

Rank	Num	Name	Gym							AA
11	701	Caleb Rickard	Sokol Elite	Diff: 4.400 Exec: 7.800 ND: _____ Final: 12.200 Place: 12	2.800 6.300 -4.000 5.100 15	4.300 7.850 _____ 12.150 11	4.800 8.950 _____ 13.750 4	4.100 7.000 _____ 11.100 14T	4.700 6.500 _____ 11.200 12	65.500 11
12	323	Zachary Martin	Elevate	Diff: 4.500 Exec: 7.850 ND: _____ Final: 12.350 Place: 11T	3.900 7.900 _____ 11.800 4	4.100 8.000 _____ 12.100 12	0.000 0.000 _____ 0.000 27*	3.400 7.700 _____ 11.100 13T	3.700 6.550 _____ 10.250 14	57.600 12
13	367	Angel Leon	Gym World Central	Diff: _____ Exec: _____ ND: _____ Final: _____ Place: 26*	4.400 5.850 _____ 10.250 12T	4.900 8.000 _____ 12.900 3T	_____ _____ _____ _____ 25*	_____ _____ _____ _____ 26*	4.500 8.500 _____ 13.000 2T	36.150 13
14	194	Kyle Abe	Cal Sports Race	Diff: 4.500 Exec: 8.300 ND: _____ Final: 12.800 Place: 8	_____ _____ _____ _____ 27*	_____ _____ _____ _____ 26*	5.200 8.350 _____ 13.550 6	_____ _____ _____ _____ 22*	_____ _____ _____ _____ 26*	26.350 14
15	834	Colin Wingrove	USA Gym World	Diff: _____ Exec: _____ ND: _____ Final: _____ Place: 19*	_____ _____ _____ _____ 19*	_____ _____ _____ _____ 19*	5.200 8.750 -0.300 13.650 5	_____ _____ _____ _____ 19*	_____ _____ _____ _____ 18*	13.650 15
16	109	Kyle Shuttle	Accel	Diff: _____ Exec: _____ ND: _____ Final: _____ Place: 23*	_____ _____ _____ _____ 23*	_____ _____ _____ _____ 23*	4.800 8.800 -0.100 13.500 8T	_____ _____ _____ _____ 24*	_____ _____ _____ _____ 23*	13.500 16
17	406	Julian Brutchin-Roose	Gymnastics Olympica	Diff: 4.500 Exec: 8.850 ND: _____ Final: 13.350 Place: 3T	_____ _____ _____ _____ 25*	_____ _____ _____ _____ 18*	_____ _____ _____ _____ 21*	_____ _____ _____ _____ 25*	_____ _____ _____ _____ 21*	13.350 17
18	327	Eric Shebert	Elevate	Diff: 4.200 Exec: 8.750 ND: _____ Final: 12.950 Place: 7	_____ _____ _____ _____ 26*	_____ _____ _____ _____ 25*	_____ _____ _____ _____ 26*	_____ _____ _____ _____ 27*	_____ _____ _____ _____ 25*	12.950 18
19	679	Panteley Kolodii	San Mateo	Diff: _____ Exec: _____ ND: _____ Final: _____ Place: 16*	_____ _____ _____ _____ 21*	4.200 8.550 _____ 12.750 4T	_____ _____ _____ _____ 20*	_____ _____ _____ _____ 21*	_____ _____ _____ _____ 15*	12.750 19
20	808	Connor Pattison	Top Squad	Diff: _____ Exec: _____ ND: _____ Final: _____ Place: 20*	_____ _____ _____ _____ 20*	_____ _____ _____ _____ 20*	_____ _____ _____ _____ 18*	3.700 8.700 _____ 12.400 7T	_____ _____ _____ _____ 19*	12.400 20







Stanford Open NCAA 2018

Meet Results

Jan 27, 2018

Page: 3
Printed: 1/27/2018 9:32:06 PM

Men / 10
Session: 6

Rank	Num	Name	Gym							AA	
21	562	James Friedman	Omega	Diff:	Diff:	4.100	Diff:	Diff:	Diff:		
				Exec:	Exec:	8.100	Exec:	Exec:	Exec:		
				ND:	ND:		ND:	ND:	ND:		
				Final:	Final:	12.200	Final:	Final:	Final:	12.200	
				Place:	Place: 17*	16*	10	15*	16*	16*	21
22	110	Spencer Wong	Accel	Diff:	Diff:	Diff:	Diff:	3.500	Diff:		
				Exec:	Exec:	Exec:	Exec:	8.100	Exec:		
				ND:	ND:	ND:	ND:		ND:		
				Final:	Final:	Final:	Final:	11.600	Final:	11.600	
				Place:	Place: 22*	22*	22*	23*	12	22*	22
23	768	Jared Danek	Technique	Diff:	4.400	Diff:	Diff:	Diff:	Diff:		
				Exec:	6.750	Exec:	Exec:	Exec:	Exec:		
				ND:	ND:	ND:	ND:	ND:	ND:		
				Final:	11.150	Final:	Final:	Final:	Final:	11.150	
				Place:	21*	7	21*	19*	20*	20*	23
24	159	Myles Dimla	Cal Sports Great Oak	Diff:	4.200	Diff:	Diff:	Diff:	Diff:		
				Exec:	6.900	Exec:	Exec:	Exec:	Exec:		
				ND:	ND:	ND:	ND:	ND:	ND:		
				Final:	11.100	Final:	Final:	Final:	Final:	11.100	
				Place:	27*	8	27*	22*	23*	27*	24
25	414	Kai Takahashi	Gymnastics Olympica	Diff:	Diff:	Diff:	Diff:	Diff:	3.500		
				Exec:	Exec:	Exec:	Exec:	Exec:	7.500		
				ND:	ND:	ND:	ND:	ND:			
				Final:	Final:	Final:	Final:	Final:	11.000	11.000	
				Place:	18*	17*	16*	16*	17*	13	25
26	108	David Rauchwerger	Accel	Diff:	Diff:	Diff:	Diff:	3.200	Diff:		
				Exec:	Exec:	Exec:	Exec:	7.150	Exec:		
				ND:	ND:	ND:	ND:		ND:		
				Final:	Final:	Final:	Final:	10.350	Final:	10.350	
				Place:	24*	24*	24*	24*	15	24*	26
27	412	Matthew Randolph	Gymnastics Olympica	Diff:	Diff:	Diff:	Diff:	Diff:	Diff:		
				Exec:	Exec:	Exec:	Exec:	Exec:	Exec:		
				ND:	ND:	ND:	ND:	ND:	ND:		
				Final:	Final:	Final:	Final:	Final:	Final:	0.000	
				Place:	25*	18*	17*	17*	18*	17*	27