

GROWTHTOOLS™

One-Page Tools for Scaling-Up the Business

People: One-Page Personal Plan (OPPP)

People: Function Accountability Chart (FACe)

People: Process Accountability Chart (PACe)

Strategy: Strengths, Weaknesses, Trends (SWT)

Strategy: 7 Strata

Strategy: One-Page Strategic Plan (OPSP)

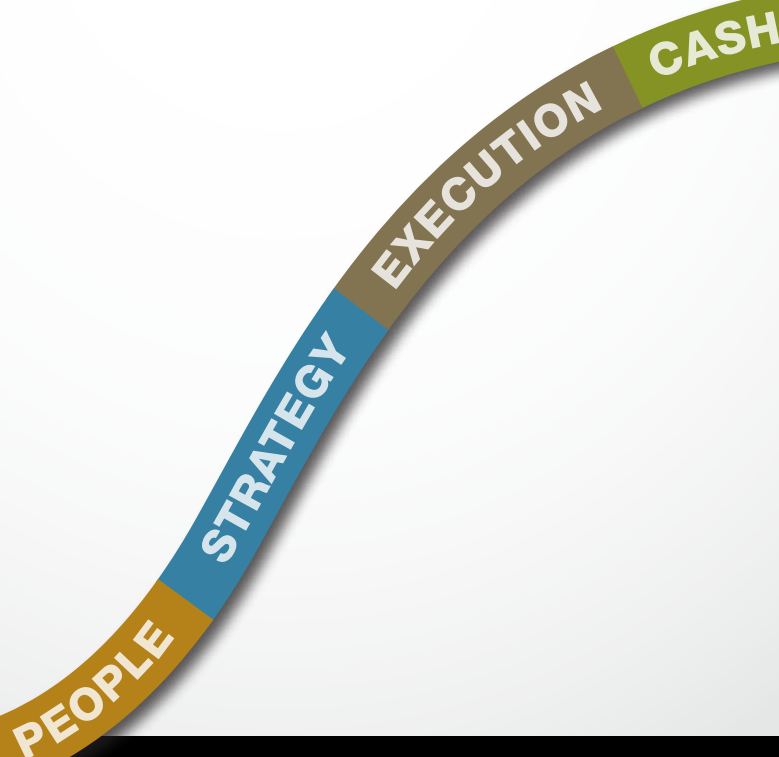
Strategy: Vision Summary

Execution: Who, What, When (WWW)

Execution: Rockefeller Habits Checklist™

Cash: Cash Acceleration Strategies (CASH)

Cash: The Power of One



Gazelles 4D Framework

Getting to Results

A proven business growth method used by thousands of growing companies to achieve **RESULTS**.

1 **Driver** (with Accelerators)

Coaching – Advisors, Consultants, Coaches

Learning – Continuous Business Education (CBE)

Technology – Management Accountability System

2 **Demands** (Balance)

People (Reputation) – Employees, Customers, Shareholders

Process (Productivity) – Make/Buy, Sell, Record Keeping

3 **Disciplines** (Routines)

Priorities – The Main Thing

Data – Qualitative/Quantitative

Meeting Rhythms – Daily, Weekly, Monthly, Quarterly, Annual

4 **Decisions** (Right Questions)

People – Happiness/Accountability

Strategy – Revenue/Growth

Execution – Profit/Time

Cash – Oxygen/Options

! **Results**

2x Cash Flow • 3x Profitability • 10x Valuation • More Time!

People: One-Page Personal Plan (OPPP)

Name _____

Date _____

		Relationships	Achievements	Rituals	Wealth (\$)
FAITH	10-25 Years (Aspirations)				
FAMILY	1 Year (Activities)				
FRIENDS		Start	Start	Start	Start
FITNESS	90 Days (Actions)				
		Stop	Stop	Stop	Stop
FINANCE					

People: Function Accountability Chart (FACe)

- 1 Name the person accountable for each function.
- 2 Ask the four questions at the bottom of the page re: whose name(s) you listed for each function.
- 3 List Key Performance Indicators (KPIs) for each function.
- 4 Take your Profit and Loss (P&L), Balance Sheet, and Cash Flow accounting statements and assign a person to each line item, then derive appropriate Results/Outcomes for each function.

1	3	4	
Functions	Person Accountable	Leading Indicators (Key Performance Indicators)	Results/Outcomes (P/L or B/S Items)
Head of Company			
Marketing			
R&D/Innovation			
Sales			
Operations			
Treasury			
Controller			
Information Technology			
Human Resources			
Talent Development/Learning			
Customer Advocacy			
Heads of Business Units			
• _____			
• _____			
• _____			
• _____			

2 Identify: 1. More than 1 person in a seat; 2. Person in more than 1 seat; 3. Empty seats; 4. Enthusiastically rehire?

People: Process Accountability Chart (PACe)

- 1 Identify 4 to 9 processes that drive your business.
- 2 Assign someone specific accountability for each process.
- 3 List Key Performance Indicators (KPIs) for each process (better, faster, cheaper).

2 Person Accountable	1 Name of Process	3 KPIs (Better, Faster, Cheaper)

Trends

What are the significant changes in technology, distribution, product innovation, markets, consumer, and social trends around the world that might impact your industry and organization?

Strengths/Core Competencies

What are the inherent strengths of the organization that have been the source of your success?

Weaknesses

What are the inherent weaknesses of the organization that aren't likely to change?

Strategy: 7 Strata

Organization Name:

Words You Own (Mindshare)

Sandbox and Brand Promises

Who/Where (Core Customers)	What (Products and Services)	Brand Promises	KPIs

Brand Promise Guarantee (Catalytic Mechanism)

One-PHRASE Strategy (Key to Making Money)

Differentiating Activities (3-5 How's)

X-Factor (10x-100x Underlying Advantage)

Profit per X (Economic Engine)









BHAG® (10-25 Year Goal)

------------------	------------------

Strategy: One-Page Strategic Plan (OPSP)

Organization Name: _____

- | | | |
|----------|----------|----------|
| 1. _____ | 1. _____ | 1. _____ |
| 2. _____ | 2. _____ | 2. _____ |
| 3. _____ | 3. _____ | 3. _____ |

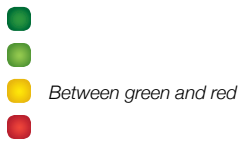
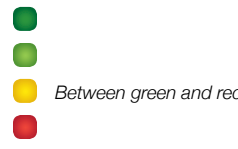
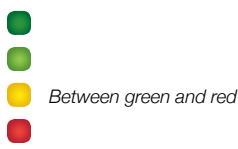
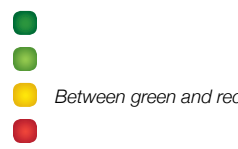
		<table border="1" style="width: 100%; border-collapse: collapse;"> <tr><td style="width: 50%;"></td><td style="width: 50%;"></td></tr> <tr><td></td><td></td></tr> <tr><td></td><td></td></tr> <tr><td></td><td></td></tr> </table>									<table border="1" style="width: 100%; border-collapse: collapse;"> <tr><td style="width: 50%;"></td><td style="width: 50%;"></td></tr> <tr><td></td><td></td></tr> <tr><td></td><td></td></tr> <tr><td></td><td></td></tr> <tr><td></td><td></td></tr> <tr><td></td><td></td></tr> <tr><td></td><td></td></tr> <tr><td></td><td></td></tr> <tr><td></td><td></td></tr> <tr><td></td><td></td></tr> </table>																						
	<table border="1" style="width: 100%; border-collapse: collapse;"> <tr><td style="width: 5%; text-align: center;">1</td><td></td></tr> <tr><td style="text-align: center;">2</td><td></td></tr> <tr><td style="text-align: center;">3</td><td></td></tr> <tr><td style="text-align: center;">4</td><td></td></tr> <tr><td style="text-align: center;">5</td><td></td></tr> </table>	1		2		3		4		5		<table border="1" style="width: 100%; border-collapse: collapse;"> <tr><td style="width: 5%; text-align: center;">1</td><td></td></tr> <tr><td style="text-align: center;">2</td><td></td></tr> <tr><td style="text-align: center;">3</td><td></td></tr> <tr><td style="text-align: center;">4</td><td></td></tr> <tr><td style="text-align: center;">5</td><td></td></tr> </table>	1		2		3		4		5		<table border="1" style="width: 100%; border-collapse: collapse;"> <tr><td style="width: 5%; text-align: center;">1</td><td></td></tr> <tr><td style="text-align: center;">2</td><td></td></tr> <tr><td style="text-align: center;">3</td><td></td></tr> <tr><td style="text-align: center;">4</td><td></td></tr> <tr><td style="text-align: center;">5</td><td></td></tr> </table>	1		2		3		4		5	
1																																	
2																																	
3																																	
4																																	
5																																	
1																																	
2																																	
3																																	
4																																	
5																																	
1																																	
2																																	
3																																	
4																																	
5																																	
			   <i>Between green and red</i> 																														
			   <i>Between green and red</i> 																														

- | | |
|----------|----------|
| 1. _____ | 1. _____ |
| 2. _____ | 2. _____ |
| 3. _____ | 3. _____ |

Your Name: _____

Date: _____

- | | | |
|----------|----------|----------|
| 1. _____ | 1. _____ | 1. _____ |
| 2. _____ | 2. _____ | 2. _____ |
| 3. _____ | 3. _____ | 3. _____ |

<table border="1" style="width: 100%; border-collapse: collapse;"> <tr><td> </td><td> </td></tr> <tr><td> </td><td> </td></tr> <tr><td> </td><td> </td></tr> <tr><td> </td><td> </td></tr> <tr><td> </td><td> </td></tr> <tr><td> </td><td> </td></tr> <tr><td> </td><td> </td></tr> <tr><td> </td><td> </td></tr> <tr><td> </td><td> </td></tr> <tr><td> </td><td> </td></tr> </table> <table border="1" style="width: 100%; border-collapse: collapse;"> <tr> <td style="width: 5%;"></td> <td style="width: 85%; text-align: right; vertical-align: bottom;">Who</td> <td style="width: 10%;"></td> </tr> <tr><td>1</td><td> </td><td> </td></tr> <tr><td>2</td><td> </td><td> </td></tr> <tr><td>3</td><td> </td><td> </td></tr> <tr><td>4</td><td> </td><td> </td></tr> <tr><td>5</td><td> </td><td> </td></tr> </table>																						Who		1			2			3			4			5			<table border="1" style="width: 100%; border-collapse: collapse;"> <tr> <td style="width: 25%;">Deadline</td> <td> </td> </tr> <tr> <td colspan="2">Measurable Target/Critical #</td> </tr> <tr><td colspan="2"> </td></tr> </table> <p style="text-align: center;">Describe and/or sketch your design in this space</p>	Deadline		Measurable Target/Critical #				<table border="1" style="width: 100%; border-collapse: collapse;"> <tr> <th style="width: 75%;">Your KPIs</th> <th style="width: 25%;">Goal</th> </tr> <tr><td>1</td><td> </td></tr> <tr><td>2</td><td> </td></tr> <tr><td>3</td><td> </td></tr> </table> <table border="1" style="width: 100%; border-collapse: collapse;"> <tr> <th style="width: 85%;">Your Quarterly Priorities</th> <th style="width: 15%;">Due</th> </tr> <tr><td>1</td><td> </td></tr> <tr><td>2</td><td> </td></tr> <tr><td>3</td><td> </td></tr> <tr><td>4</td><td> </td></tr> <tr><td>5</td><td> </td></tr> </table>	Your KPIs	Goal	1		2		3		Your Quarterly Priorities	Due	1		2		3		4		5	
	Who																																																																	
1																																																																		
2																																																																		
3																																																																		
4																																																																		
5																																																																		
Deadline																																																																		
Measurable Target/Critical #																																																																		
Your KPIs	Goal																																																																	
1																																																																		
2																																																																		
3																																																																		
Your Quarterly Priorities	Due																																																																	
1																																																																		
2																																																																		
3																																																																		
4																																																																		
5																																																																		
																																																																		
																																																																		

- | | |
|----------|----------|
| 1. _____ | 4. _____ |
| 2. _____ | 5. _____ |
| 3. _____ | 6. _____ |

Core Values

Purpose

Brand Promises

BHAG®

STRATEGIC PRIORITIES		
3-5 Years	1 Year	Quarter

YOUR NAME _____

Your KPIs	Goal
1	
2	
3	

Critical #: People or B/S

Between green and red

Critical #: Process or P/L

Between green and red

Your Quarterly Priorities	Due
1	
2	
3	
4	
5	

Execution: Who, What, When (WWW)

Who	What	When

1. The executive team is healthy and aligned.

- Team members understand each other's differences, priorities, and styles.
- The team meets frequently (weekly is best) for strategic thinking.
- The team participates in ongoing executive education (monthly recommended).
- The team is able to engage in constructive debates and all members feel comfortable participating.

2. Everyone is aligned with the #1 thing that needs to be accomplished this quarter to move the company forward.

- The Critical Number is identified to move the company ahead this quarter.
- 3-5 Priorities (Rocks) that support the Critical Number are identified and ranked for the quarter.
- A Quarterly Theme and Celebration/Reward are announced to all employees that bring the Critical Number to life.
- Quarterly Theme/Critical Number posted throughout the company and employees are aware of the progress each week.

3. Communication rhythm is established and information moves through organization accurately and quickly.

- All employees are in a daily huddle that lasts less than 15 minutes.
- All teams have a weekly meeting.
- The executive and middle managers meet for a day of learning, resolving big issues, and DNA transfer each month.
- Quarterly and annually, the executive and middle managers meet offsite to work on the 4 Decisions.

4. Every facet of the organization has a person assigned with accountability for ensuring goals are met.

- The Function Accountability Chart (FACe) is completed (right people, doing the right things, right).
- Financial statements have a person assigned to each line item.
- Each of the 4-9 processes on the Process Accountability Chart (PACe) has someone that is accountable for them.
- Each 3-5 year Key Thrust/Capability has a corresponding expert on the Advisory Board if internal expertise doesn't exist.

5. Ongoing employee input is collected to identify obstacles and opportunities.

- All executives (and middle managers) have a Start/Stop/Keep conversation with at least one employee weekly.
- The insights from employee conversations are shared at the weekly executive team meeting.
- Employee input about obstacles and opportunities is being collected weekly.
- A mid-management team is responsible for the process of closing the loop on all obstacles and opportunities.

6. Reporting and analysis of customer feedback data is as frequent and accurate as financial data.

- All executives (and middle managers) have a 4Q conversation with at least one end user weekly.
- The insights from customer conversations are shared at the weekly executive team meeting.
- All employees are involved in collecting customer data.
- A mid-management team is responsible for the process of closing the loop on all customer feedback.

7. Core Values and Purpose are "alive" in the organization.

- Core Values are discovered, Purpose is articulated, and both are known by all employees.
- All executives and middle managers refer back to the Core Values and Purpose when giving praise or reprimands.
- HR processes and activities align with the Core Values and Purpose (hiring, orientation, appraisal, recognition, etc.).
- Actions are identified and implemented each quarter to strengthen the Core Values and Purpose in the organization.

8. Employees can articulate the following key components of the company's strategy accurately.

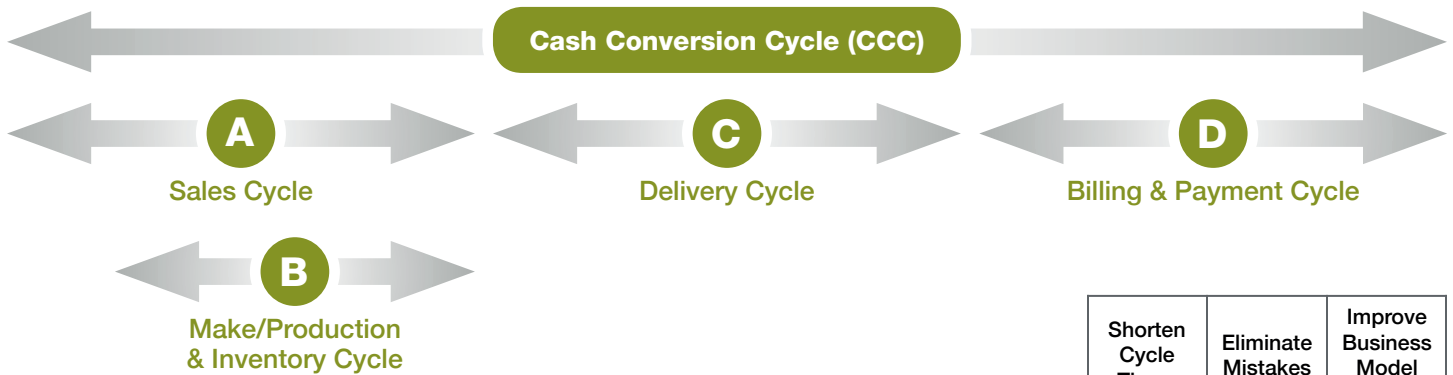
- Big Hairy Audacious Goal (BHAG®) — progress is tracked and visible.
- Core Customer(s) — their profile in 25 words or less.
- 3 Brand Promises — and the corresponding Brand Promise KPIs reported on weekly.
- Elevator Pitch — a compelling response to the question "What does your company do?"

9. All employees can answer quantitatively whether they had a good day or week (column 7 of the One-Page Strategic Plan).

- 1 or 2 Key Performance Indicators (KPIs) are reported on weekly for each role/person.
- Each employee has 1 Critical Number that aligns with the company's Critical Number for the quarter (clear line of sight).
- Each individual/team has 3-5 Quarterly Priorities/Rocks that align with those of the company.
- All executives and middle managers have a coach (or peer coach) holding them accountable to behavior changes.

10. The company's plans and performance are visible to everyone.

- A "situation room" is established for weekly meetings (physical or virtual).
- Core Values, Purpose and Priorities are posted throughout the company.
- Scoreboards are up everywhere displaying current progress on KPIs and Critical Numbers.
- There is a system in place for tracking and managing the cascading Priorities and KPIs.



Shorten Cycle Times	Eliminate Mistakes	Improve Business Model & P/L
---------------------	--------------------	------------------------------

A Ways to improve your Sales Cycle			
1			
2			
3			
4			
5			

B Ways to improve your Make/Production & Inventory Cycle			
1			
2			
3			
4			
5			

C Ways to improve your Delivery Cycle			
1			
2			
3			
4			
5			

D Ways to improve your Billing & Payment Cycle			
1			
2			
3			
4			
5			

Cash: The Power of One

Your Power of One

Net Cash Flow \$

EBIT \$

Your Current Position

Your Power of One

Change you would like to make

Annual Impact on Cash Flow \$

Impact on EBIT \$

Price Increase %

 %

Volume Increase %

 %

COGS Reduction %

 %

Overheads Reduction %

 %

Reduction in Debtors Days

 days

Reduction in Stock Days

 days

Increase in Creditors Days

 days

Your Power of One Impact

Your Power of One

Net Cash Flow \$

EBIT \$

Your **Adjusted** Position

NOTES:



If we can assist you with implementation of the Rockefeller Habits™, Annual Planning, or to build a One-Page Strategic Plan for your business, please contact us at **coaches@GIcoaches.com**