


Q1 At what school or building do you work? Optional

Answered: 81 Skipped: 28

Q2 What is your current position?

Answered: 109 Skipped: 0

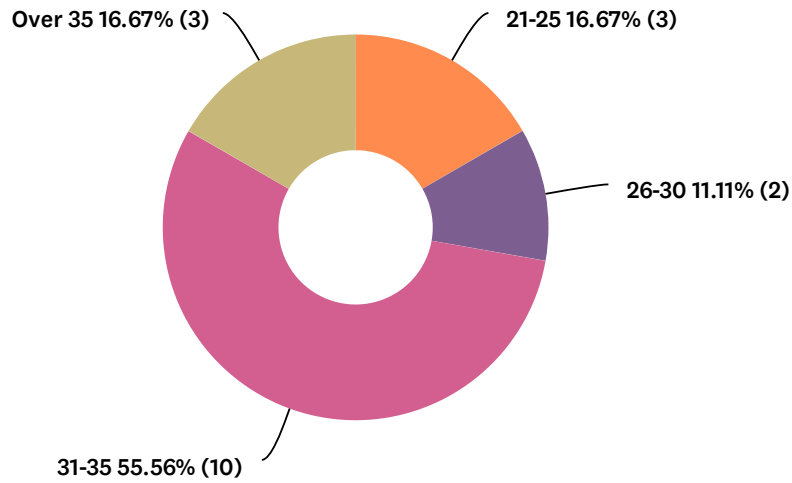


October 2022: AEA Check-in Survey Updated.

ANSWER CHOICES	RESPONSES	
Prek-2 Elementary	0.00%	0
3-6 Elementary	0.00%	0
ASD Virtual Elementary	0.00%	0
Elementary Specialists	0.00%	0
Elementary Special Education	0.00%	0
Elementary Instructional Coach	0.00%	0
Elementary Ignite	0.00%	0
Elementary Counselor	0.00%	0
Elementary Nurse	0.00%	0
6-8 Mid Level Secondary	100.00%	109
9-12 High School	0.00%	0
ASD Virtual Secondary	0.00%	0
Secondary Specialist	0.00%	0
Secondary Special Education	0.00%	0
Secondary Counselor	0.00%	0
Secondary Nurse	0.00%	0
Related Services	0.00%	0
Ed Center Teacher Expert	0.00%	0
I do not wish to share	0.00%	0
TOTAL		109

Q3 Elementary: Choose your class size.

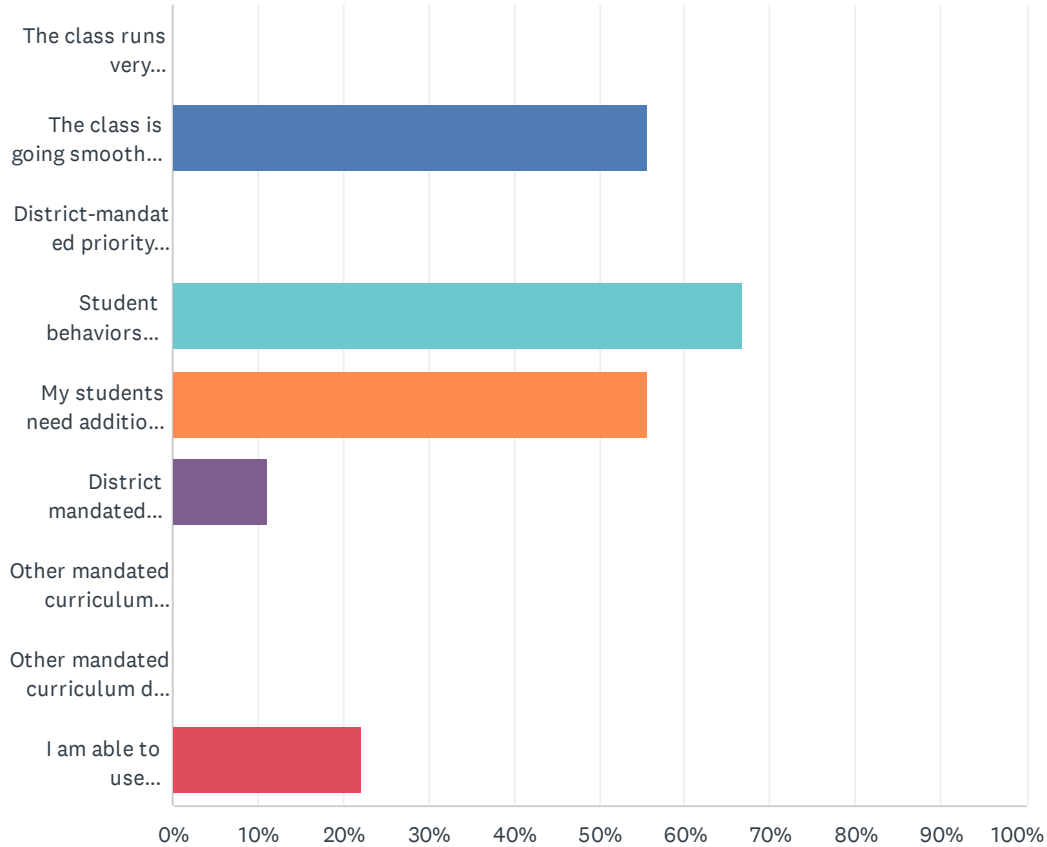
Answered: 18 Skipped: 91



ANSWER CHOICES	RESPONSES	
0-5	0.00%	0
6-10	0.00%	0
11-15	0.00%	0
16-20	0.00%	0
21-25	16.67%	3
26-30	11.11%	2
31-35	55.56%	10
Over 35	16.67%	3
TOTAL		18

Q4 Elementary: Do any of the following apply to your learning environment?

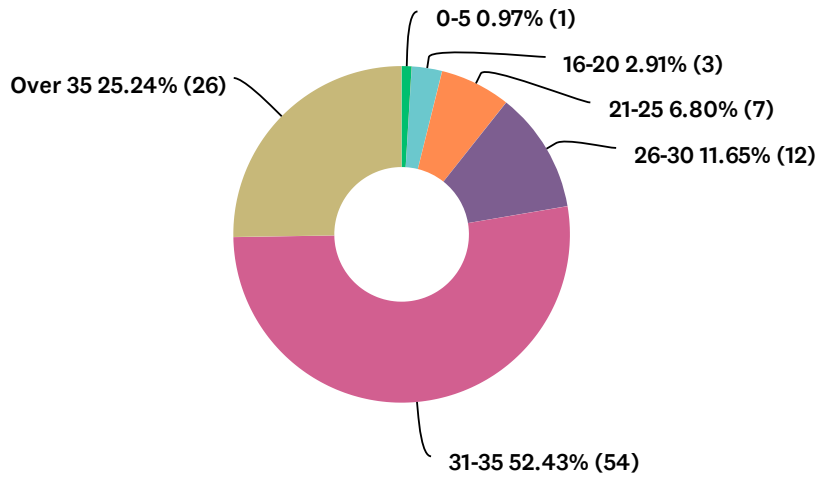
Answered: 9 Skipped: 100



ANSWER CHOICES	RESPONSES	
The class runs very smoothly—no concerns to share.	0.00%	0
The class is going smoothly. My students need additional supports that are not available.	55.56%	5
District-mandated priority plans meet the learning needs of my students.	0.00%	0
Student behaviors negatively affect the learning environment and student outcomes.	66.67%	6
My students need additional supports that are not available.	55.56%	5
District mandated priority plans do not meet the learning needs of my students.	11.11%	1
Other mandated curriculum meets my students needs.	0.00%	0
Other mandated curriculum does not meet my students needs.	0.00%	0
I am able to use supplemental materials.	22.22%	2
Total Respondents: 9		

Q5 Secondary: Choose your largest class/section.

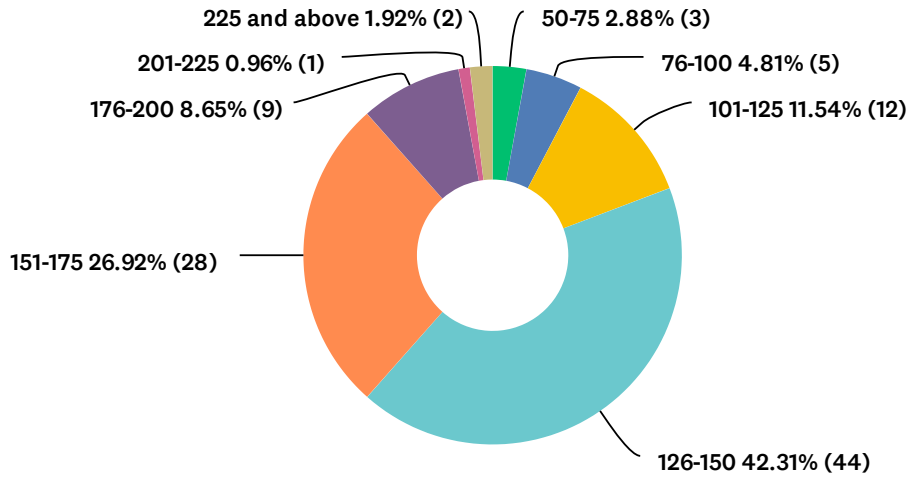
Answered: 103 Skipped: 6



ANSWER CHOICES	RESPONSES	
0-5	0.97%	1
6-10	0.00%	0
11-15	0.00%	0
16-20	2.91%	3
21-25	6.80%	7
26-30	11.65%	12
31-35	52.43%	54
Over 35	25.24%	26
TOTAL		103

Q6 Secondary: Choose the number that represents all the students you teach in all your sections.

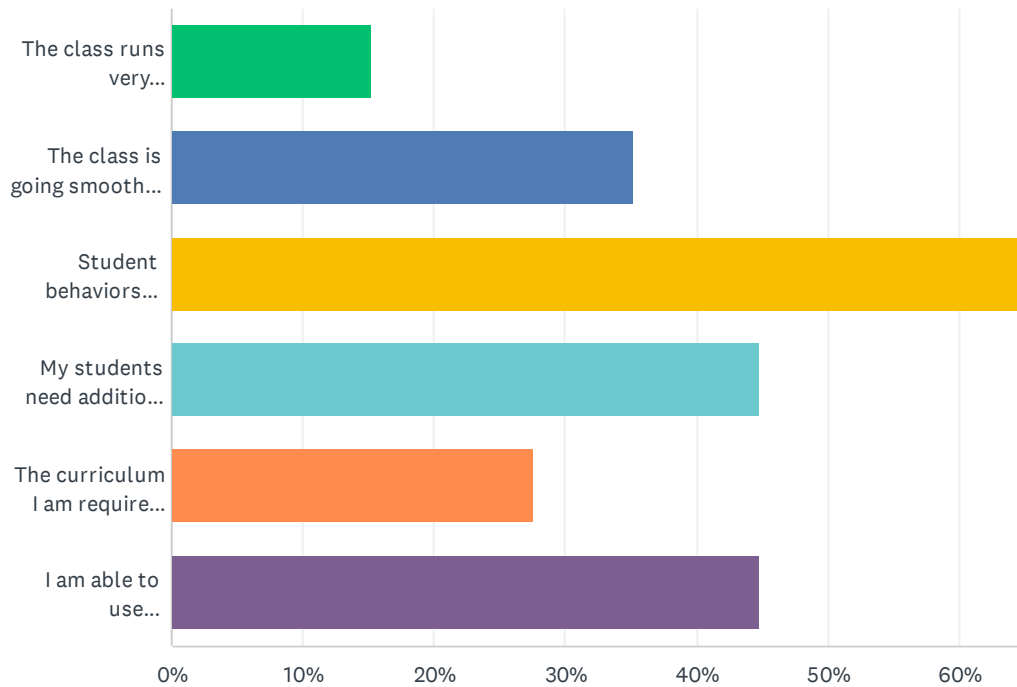
Answered: 104 Skipped: 5



ANSWER CHOICES	RESPONSES
50-75	2.88% 3
76-100	4.81% 5
101-125	11.54% 12
126-150	42.31% 44
151-175	26.92% 28
176-200	8.65% 9
201-225	0.96% 1
225 and above	1.92% 2
TOTAL	104

Q7 Secondary: Do any of the following apply to your learning environment?


Answered: 105 Skipped: 4



ANSWER CHOICES	RESPONSES	
The class runs very smoothly—no concerns to share.	15.24%	16
The class is going smoothly. My students need additional supports that are not available.	35.24%	37
Student behaviors negative impact the learning environment and student outcomes.	64.76%	68
My students need additional supports that are not available.	44.76%	47
The curriculum I am required to use is beneficial to my students.	27.62%	29
I am able to use supplemental materials.	44.76%	47
Total Respondents: 105		

Q8 ASD Virtual: Choose the number that represents all the students you teach in all your sections.

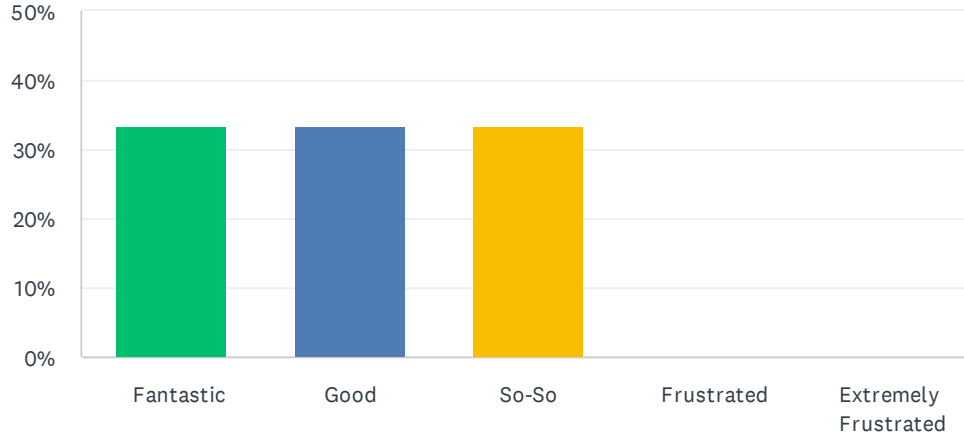
Answered: 2 Skipped: 107



ANSWER CHOICES	RESPONSES	
50-75	100.00%	2
76-100	0.00%	0
101-125	0.00%	0
126-150	0.00%	0
151-175	0.00%	0
176-200	0.00%	0
201-225	0.00%	0
225 and above	0.00%	0
TOTAL		2

Q9 ASD Virtual educators: how do you feel about your current position and this program?

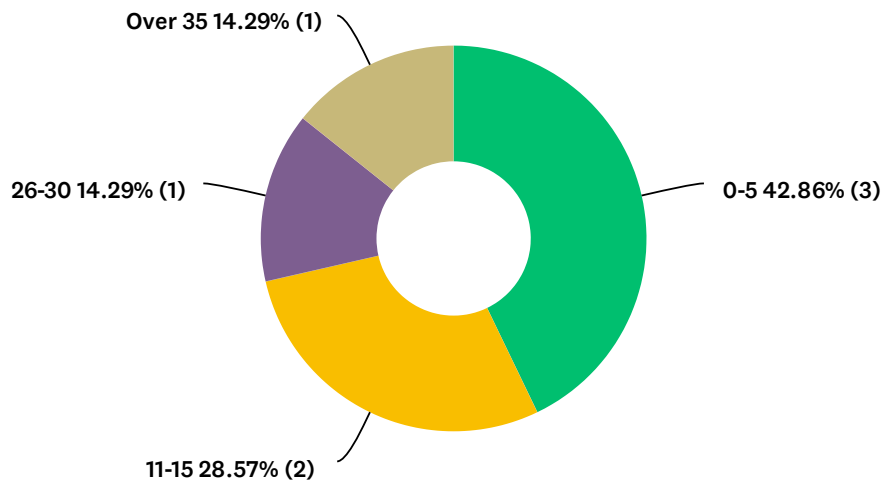
Answered: 3 Skipped: 106



ANSWER CHOICES	RESPONSES
Fantastic	33.33% 1
Good	33.33% 1
So-So	33.33% 1
Frustrated	0.00% 0
Extremely Frustrated	0.00% 0
TOTAL	3

Q10 Special Ed/Ignite: Choose the number of students on your caseload.

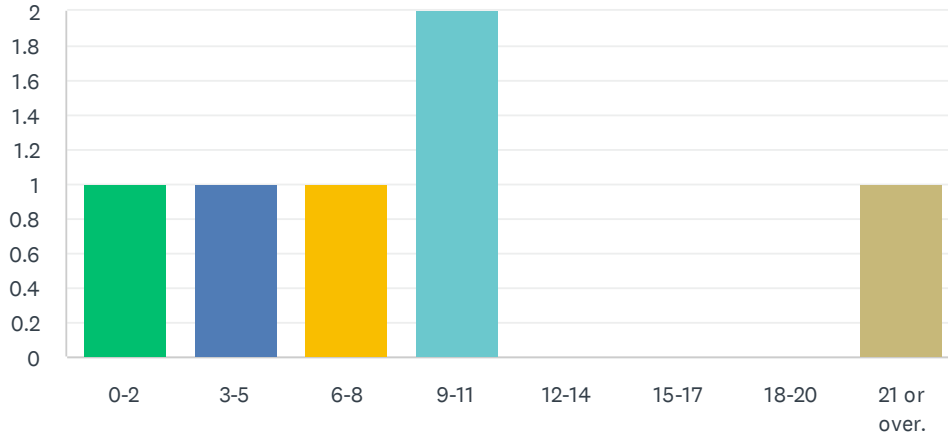
Answered: 7 Skipped: 102



ANSWER CHOICES	RESPONSES	
0-5	42.86%	3
6-10	0.00%	0
11-15	28.57%	2
16-20	0.00%	0
21-25	0.00%	0
26-30	14.29%	1
31-35	0.00%	0
Over 35	14.29%	1
TOTAL		7

Q11 Special Ed/Ignite: Choose the number of students you serve with exceptional behaviors.

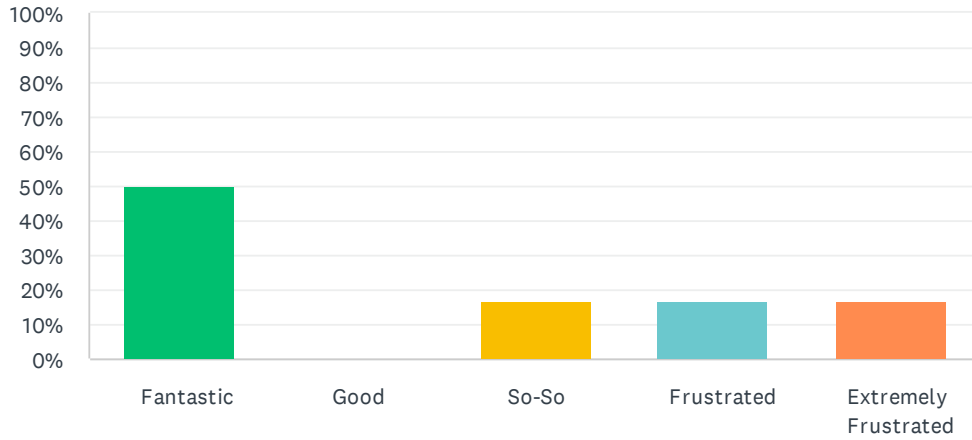
Answered: 6 Skipped: 103



ANSWER CHOICES	RESPONSES
0-2	16.67% 1
3-5	16.67% 1
6-8	16.67% 1
9-11	33.33% 2
12-14	0.00% 0
15-17	0.00% 0
18-20	0.00% 0
21 or over.	16.67% 1
TOTAL	6

Q12 Special Ed/Ignite: how do you feel about your current position and this program?

Answered: 6 Skipped: 103



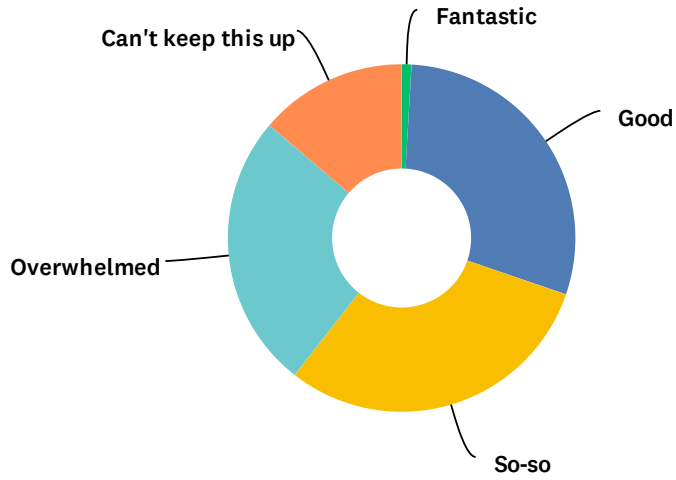
ANSWER CHOICES	RESPONSES
Fantastic	50.00% 3
Good	0.00% 0
So-So	16.67% 1
Frustrated	16.67% 1
Extremely Frustrated	16.67% 1
TOTAL	6

**Q13 Counselors, Nurses, Related Services, IC's, Behavior Interventionists,
and all AEA staff: Are there concerns you would like to share?**

Answered: 11 Skipped: 98

Q14 All: How do you feel about your current workload?

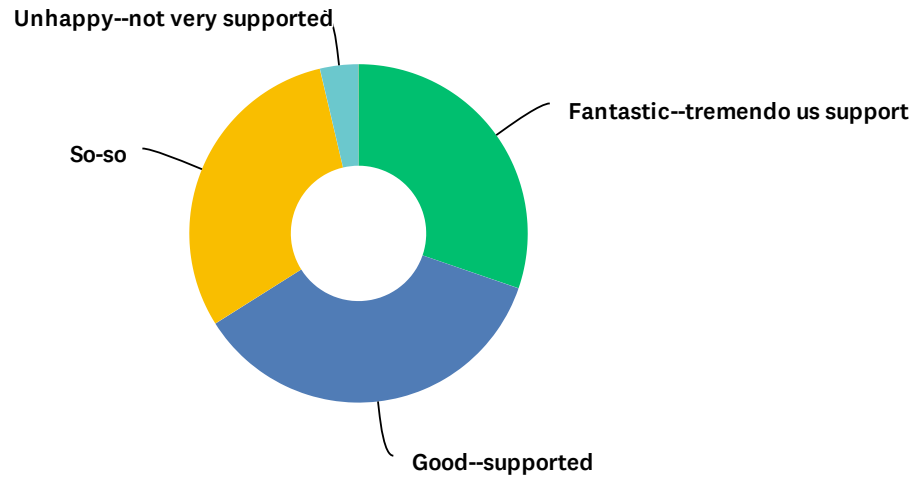
Answered: 109 Skipped: 0



ANSWER CHOICES	RESPONSES	
Fantastic	0.92%	1
Good	29.36%	32
So-so	30.28%	33
Overwhelmed	25.69%	28
Can't keep this up	13.76%	15
TOTAL		109

Q15 How do you feel about the support you have received from your administrator?

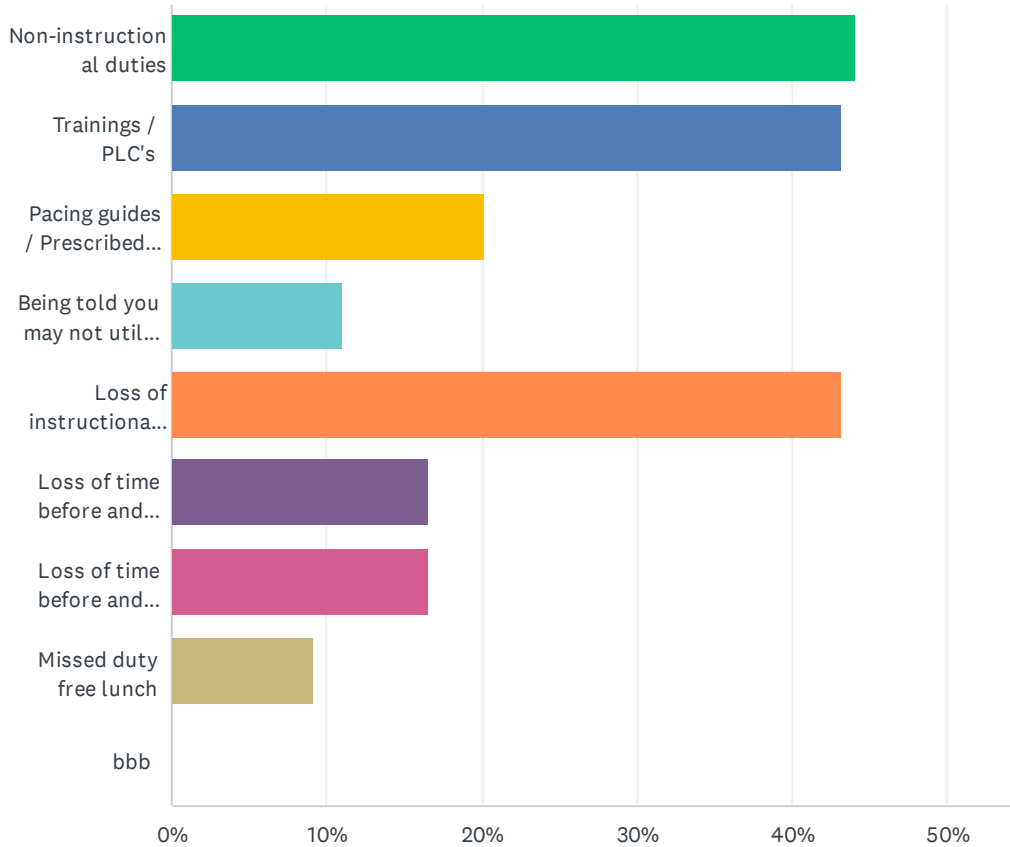
Answered: 109 Skipped: 0



ANSWER CHOICES	RESPONSES	
Fantastic--tremendous support	30.28%	33
Good--supported	35.78%	39
So-so	30.28%	33
Unhappy--not very supported	3.67%	4
Horrible--no support whatsoever	0.00%	0
TOTAL		109

Q16 What are the tasks/directives hindering instruction or being prepared for instruction? Check all that apply.'

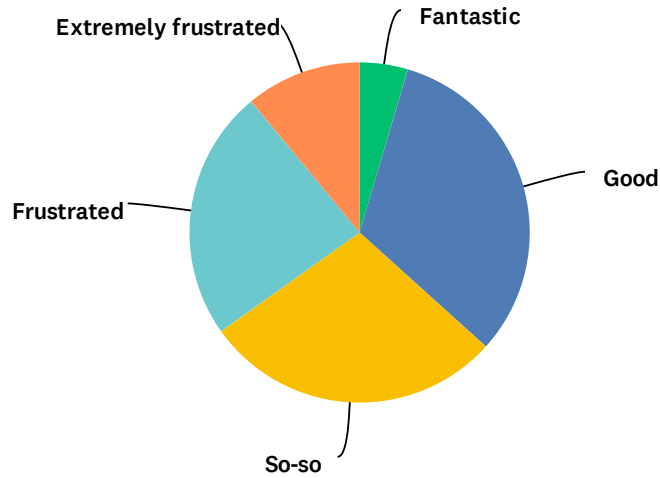
Answered: 109 Skipped: 0



ANSWER CHOICES	RESPONSES	
Non-instructional duties	44.04%	48
Trainings / PLC's	43.12%	47
Pacing guides / Prescribed lessons	20.18%	22
Being told you may not utilize supplemental materials	11.01%	12
Loss of instructional planning time	43.12%	47
Loss of time before and after school to other duties as assigned	16.51%	18
Loss of time before and after school to meetings	16.51%	18
Missed duty free lunch	9.17%	10
bbb	0.00%	0
Total Respondents: 109		

Q17 How do you feel about your ability to balance your personal and professional life?

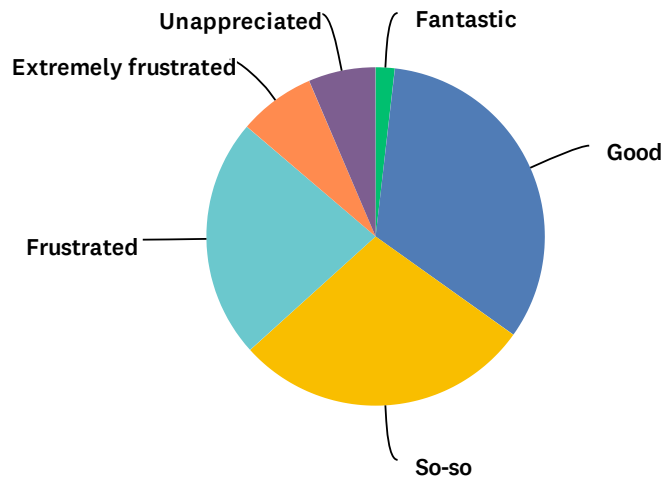
Answered: 109 Skipped: 0



ANSWER CHOICES	RESPONSES	
Fantastic	4.59%	5
Good	32.11%	35
So-so	28.44%	31
Frustrated	23.85%	26
Extremely frustrated	11.01%	12
TOTAL		109

Q18 How are you feeling about your job as a whole?

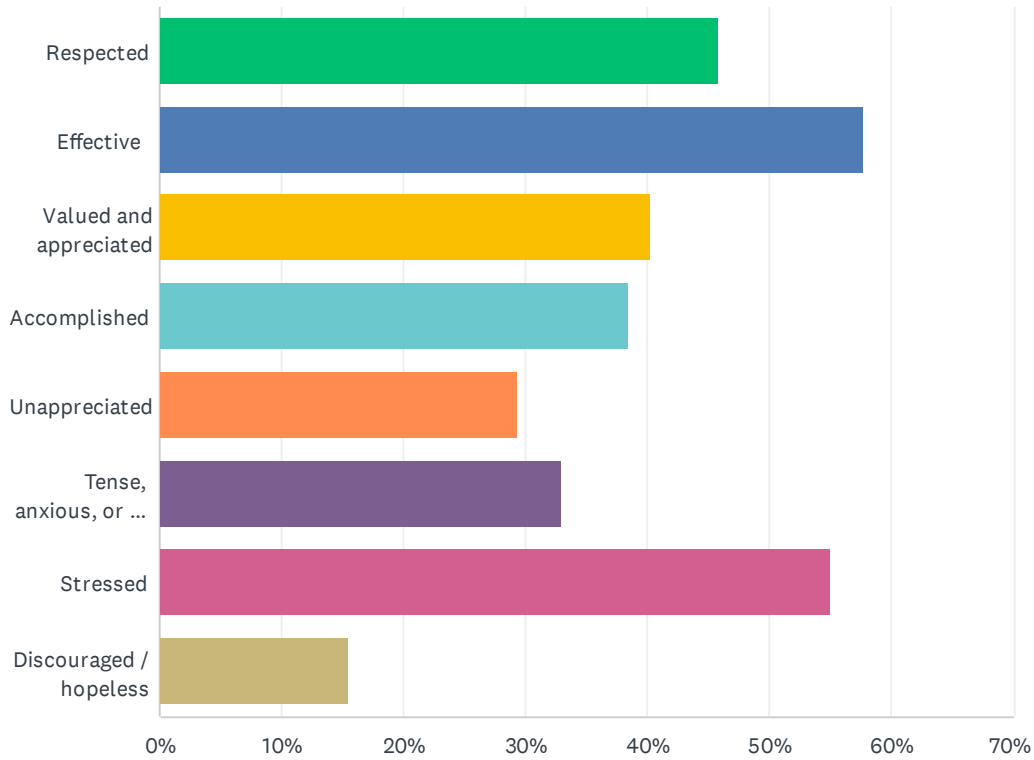
Answered: 109 Skipped: 0



ANSWER CHOICES	RESPONSES	
Fantastic	1.83%	2
Good	33.03%	36
So-so	28.44%	31
Frustrated	22.94%	25
Extremely frustrated	7.34%	8
Unappreciated	6.42%	7
TOTAL		109

Q19 Which of the following applies to you?

Answered: 109 Skipped: 0



ANSWER CHOICES	RESPONSES	
Respected	45.87%	50
Effective	57.80%	63
Valued and appreciated	40.37%	44
Accomplished	38.53%	42
Unappreciated	29.36%	32
Tense, anxious, or on edge	33.03%	36
Stressed	55.05%	60
Discouraged / hopeless	15.60%	17
Total Respondents: 109		

Q20 If you had the opportunity to have a one-on-one conversation with a School Board Member or the Superintendent, what would you share or ask for that would positively impact your instruction?

Answered: 81 Skipped: 28