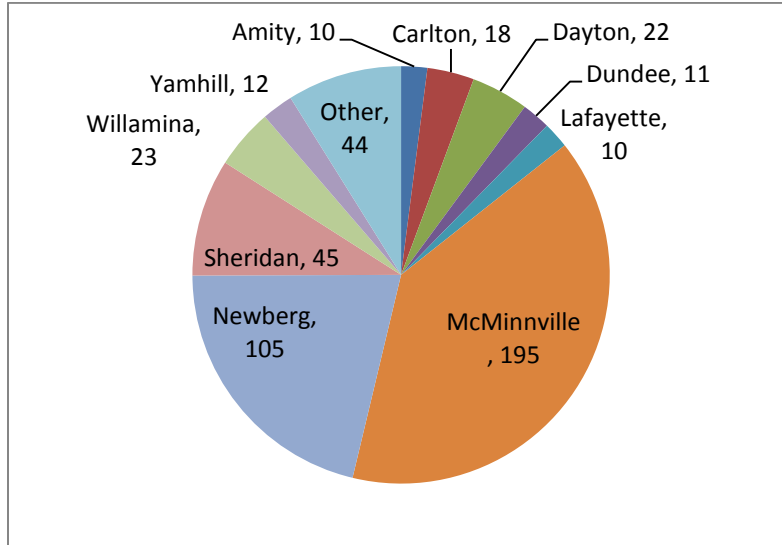


# 2016 Needs Assessment Report

There were **738** Households counted during the 2016 Point-In-Time Homeless Count. **495** chose to fill out at least a portion of the Needs Assessment located on the back of the survey. The chart below shows the breakdown of the communities that the forms originated from.

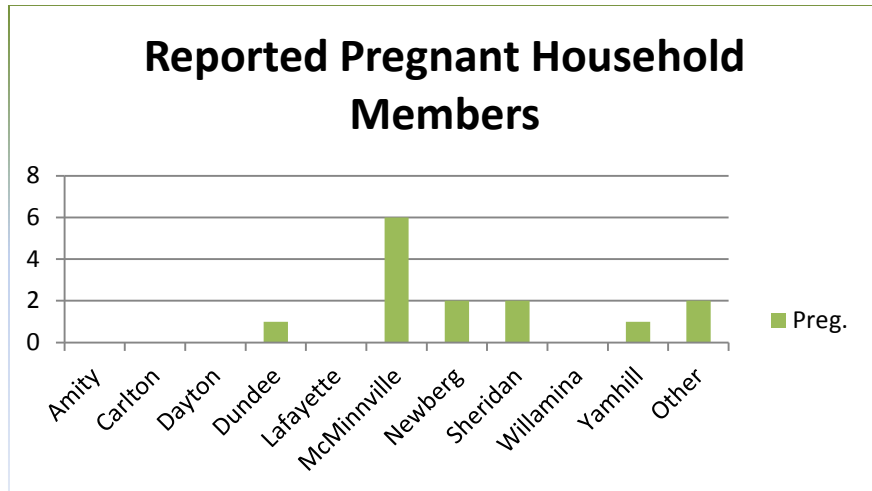


In 2015 458 households filled out the Needs Assessment portion of the survey. The breakdown was:

McMinnville	186
Newberg	145
Carlton/Yamhill	51
Sheridan/Willamina	43
Amity	18
Dayton	15

## Pregnancy

**14** households reported having a pregnant member in their home and **3** households reported that they were unsure. Of the fourteen households, nine gave an age of the mother with the average age being **26**. The three households that were unsure if they had a pregnant member were located in McMinnville, Newberg, and Sheridan. Nine households shared their due date on the form. This allowed us to calculate that 5.3 months was the average. One household was unsure of their due date.



In 2015 the following totals were compiled for pregnant household members:

Are you pregnant?

Yes & due date

- No age or due date 2
- Age & due date 5
  - 16 due 7/15/15
  - 19 due 6/30/15
  - 19 due 6/6/15
  - 22 due 3/15/15
  - 24 due 7/15/15

## Employment

**108** Households, out of 495, identified as having an adult household member employed. Some households did not report the status of their employment. **56** report that they are working full-time, **32** part-time, **4** temp/seasonal job, **14** unemployment, and **1** self-employed. Comments from participants who may or may not be working include: That unemployment ran out, they receive alimony, help girlfriend delivery papers, work odd jobs, Step-dad just received job, Aunt is employed, poor health impacts work options, wife works –husband does not, work construction, work one day a week, and retired CAN.

---

**Amity** 4 employed: 2 full-time and 1 part-time

**Carlton** 3 employed: 1 full-time and 2 receiving unemployment

---

<b>Dayton</b>	5 employed: 4 full-time and one temp/seasonal
<b>Dundee</b>	3 employed: 1 full-time, 1 part-time, and 1 self employed
<b>Lafayette</b>	2 employed: 2 full-time
<b>McMinnville</b>	32 employed: 16 full-time, 10 part-time, 2 temp/seasonal and 9 receiving unemployment
<b>Newberg</b>	34 employed: 18 full-time, 14 part-time, 1 temp/seasonal and 1 receiving unemployment
<b>Sheridan</b>	9 employed: 3 full-time, 2 part-time and 2 receiving unemployment
<b>Willamina</b>	8 employed: 4 full-time and 3 part-time
<b>Yamhill</b>	4 employed: 2 full-time
<b>Other</b>	4 employed: 3 full-time and 1 part-time

The next survey question asked why no adult member of the house hold was working.

**267** Households participated in this portion of the assessment.

**123** households identified that they were looking for work.

- Amity, 3 households
- Carlton, 8 households
- Dayton, 4 households
- Dundee, 4 households
- Lafayette, 1 household
- Other, 4 households
- McMinnville, 60 households
- Newberg, 29 households
- Sheridan, 4 households
- Willamina, 2 households
- Yamhill, 4 households

<b>31</b> households reported that they receive SSD. Lafayette, 1 household	<b>27</b> households reported that they receive SSI. Carlton, 1 household
--	--

McMinnville, 14 households Newberg, 6 households Sheridan, 5 households Willamina, 1 households Other, 4 households	McMinnville, 16 households Newberg, 1 household Sheridan, 4 households Willamina, 2 households Other, 3 households
---	--

86 households reported that they were unable to work. The assessment asked for a reason that the household member could not work. There were no standard answers and various terminologies were used for the same issues. Answers from the forms were placed into ten categories for ease of reporting.

The largest reason that forms gave for not working was Disability/Medical which was marked by 18 households. McMinnville and Sheridan were the two communities who reported the highest numbers in this category.

Recovery/Addiction was the second most given reason for not working. The county total was 16 households who reported some sort of recovery or addiction issue as why they were not working. McMinnville and Yamhill were the two communities that reported the highest numbers in this category.

Mental Health and Criminal Issues tied for the third most given reason for households not working. Both categories came in with 12 each for the county. For Mental health, McMinnville reported the highest number. Newberg and Sheridan also reported higher mental health numbers. For Criminal issues almost every community reported at least one household not working because of this factor. McMinnville had the highest response with 9.

In Yamhill County 10 people responded that they were applying for Social Security of some sort and were unable to work. McMinnville and Newberg reported the highest numbers in this category.

Physical Health issues and School were the next category that tied with 9 households reporting this as the reasons they are not working in each community. McMinnville and Sheridan were the two highest responders for Physical Health being a barrier to employment. The School category refers to the inability to work based on being enrolled in schooling. Dayton scored the highest in this category with McMinnville coming in second.

Childcare was a barrier for 5 households in regard to employment. Newberg recorded 2 forms with this marked and Amity, Dundee and McMinnville each had 1 form that responded that childcare was a barrier to employment.

The table below outlines the barriers for employment in each community.

	Amity	Carlton	Dayton	Dundee	Lafayette	
Mental Health		0	1	0	0	0
Physical Health		0	0	0	0	0
Disability/Medical		0	0	1	0	0
School*		0	0	7	0	0

Criminal	1	1	1	1	1
Childcare	1	0	0	1	0
MH/PH	0	0	0	1	0
Applying for Disability	0	0	0	0	0
Recovery/Addiction	0	0	0	0	0
Other	0	0	0	0	0

	McMinnville	Newberg	Sheridan	Willamina	Yamhill	Other
Mental Health	5	2	2	0	0	2
Physical Health	4	2	3	0	0	0
Disability/Medical	8	2	4	1	1	1
School*	2	0	0	0	0	0
Criminal	3	1	1	1	1	0
Childcare	1	2	0	0	0	0
MH/PH	1	0	0	0	0	0
Applying for Disability	6	3	0	1	0	0
Recovery/Addiction	9	0	1	0	5	1
Other	3	1	0	0	0	0

*\*School refers to the individual being enrolled in schooling that does not allow them to have employment.*

In 2015 278 households responded that they were not employed. Other employment questions such as why they did not work were answered as follows:

- Looking 158
- PT/Temp 63
- Unable to work 46
- Full Time 45
- In School 26
- Receiving SSDI 21
- Receive SSI 11
- Health Issues 9
- Retired 1

## Public Assistance

Households were asked if anyone in their family had received public assistance in the last thirty days. **298** households identified as having received assistance out of the 495 forms received that were filled out.

**251 (84%)** received SNAP (Supplemental Nutrition Program)  
**22 (7%)** received Section 8 Housing  
**44 (14%)** received TANF (Temporary Assistance for Needy Families)  
**195 (65%)** received OHP (Oregon Health Plan)  
**21 (7%)** received Medicare  
**37 (12%)** received WIC (Women, Infant, and Children)  
**5 (1.7%)** received VA (Veterans Services)  
**2 (.67%)** received Temporary Rent  
**2 (.67%)** received TLP (Transitional Living Program)  
**1 (.36%)** received help from the Shasta Tribe  
**10 (3%)** received help from YCCO (Yamhill Community Care Organization)

### Public Assistance broken down by community:

- Amity, seven forms identified as receiving public assistance in the past thirty days.
  - 7 received SNAP
  - 1 received Section 8
  - 2 received TANF
  - 2 received OHP
  - 1 received Medicare
  - 1 received YCCO
- Carlton, ten forms identified as receiving public assistance in the pasty thirty days.
  - 8 received SNAP
  - 1 received Section 8
  - 4 received OHP
  - 1 received Medicare
  - 1 received YCCO
- Dayton, seven identified as receiving public assistance in the past thirty days,
  - 7 received SNAP
  - 1 received WIC
  - 1 received Section 8
  - 1 received TANF
  - 3 received OHP
  - 2 received Medicare
  - 1 received YCCO

- Dundee, six identified as receiving public assistance in the past thirty days.
  - 6 received SNAP
  - 2 received Section 8
  - 3 received OHP
  - 1 received Medicare
  - 1 received YCCO
  
- Lafayette, three identified as receiving public assistance in the past thirty days.
  - 1 received SNAP
  - 1 received Section 8
  - 2 received Medicare
  - 1 received YCCO
  
- McMinnville, one hundred and forty one identified as receiving public assistance in the past thirty days.
  - 120 received SNAP
  - 20 received WIC
  - 9 received Section 8
  - 29 received TANF
  - 3 received VA
  - 2 received Temporary rental assistance
  - 105 received Oregon Health Plan
  - 7 received Medicare
  - 1 received YCCO
  - 1 received TLP
  - 1 received Shasta Tribe
  
- Newberg, sixty-six identified as receiving public assistance in the past thirty days.
  - 56 received SNAP
  - 11 received WIC
  - 2 received Section 8
  - 4 received TANF
  - 41 received OHP
  - 1 received Medicare
  - 1 received YCCO
  - 1 received TLP
  
- Sheridan, sixteen identified as receiving public assistance in the past thirty days.
  - 13 received SNAP

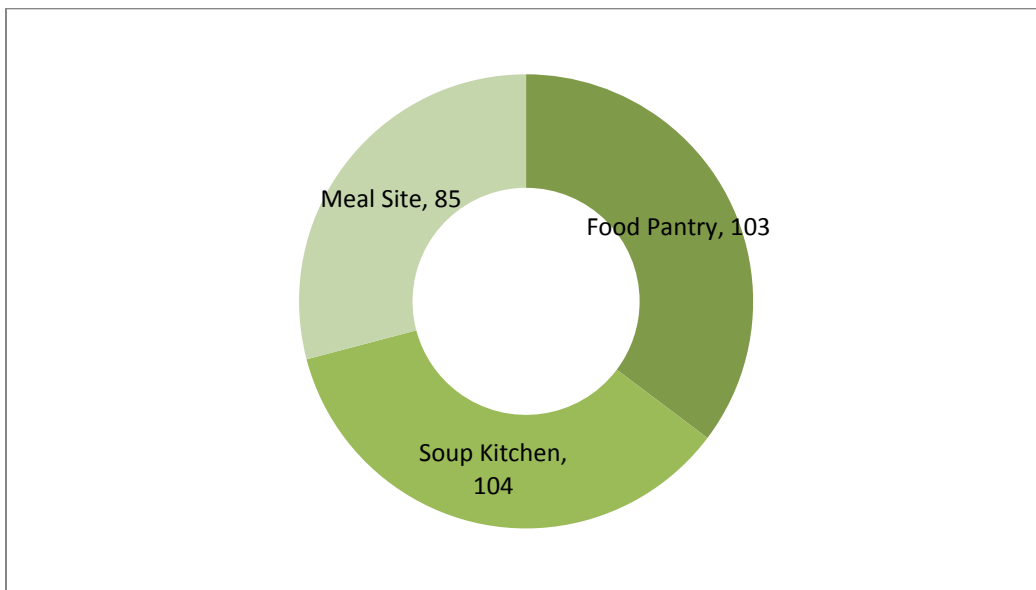
- 3 received WIC
  - 3 received Section 8
  - 3 received TANF
  - 9 received OHP
  - 1 received Medicare
  - 1 received YCCO
- Williamina, nine identified as receiving public assistance in the past thirty days.
    - 8 received SNAP
    - 2 received WIC
    - 1 received Section 8
    - 2 received TANF
    - 5 received OHP
    - 2 received Medicare
    - 1 received YCCO
- Yamhill, seven identified as receiving public assistance in the past thirty days.
    - 5 received SNAP
    - 1 received Section 8
    - 4 received OHP
    - 1 received Medicare
    - 1 received YCCO
- Other, twenty-six identified as receiving public assistance in the past thirty days.
    - 18 received SNAP
    - 3 received TANF
    - 2 received VA
    - 19 received OHP
    - 2 received Medicare

In 2015 households who responded to this question were not broken down by community, but the County total was as follows:

SNAP	290
OHP	235
TANF	30
WIC	25
Sec 8	13
SSI/SSDI/Medicare	10
Temp Rent. Assist.	5



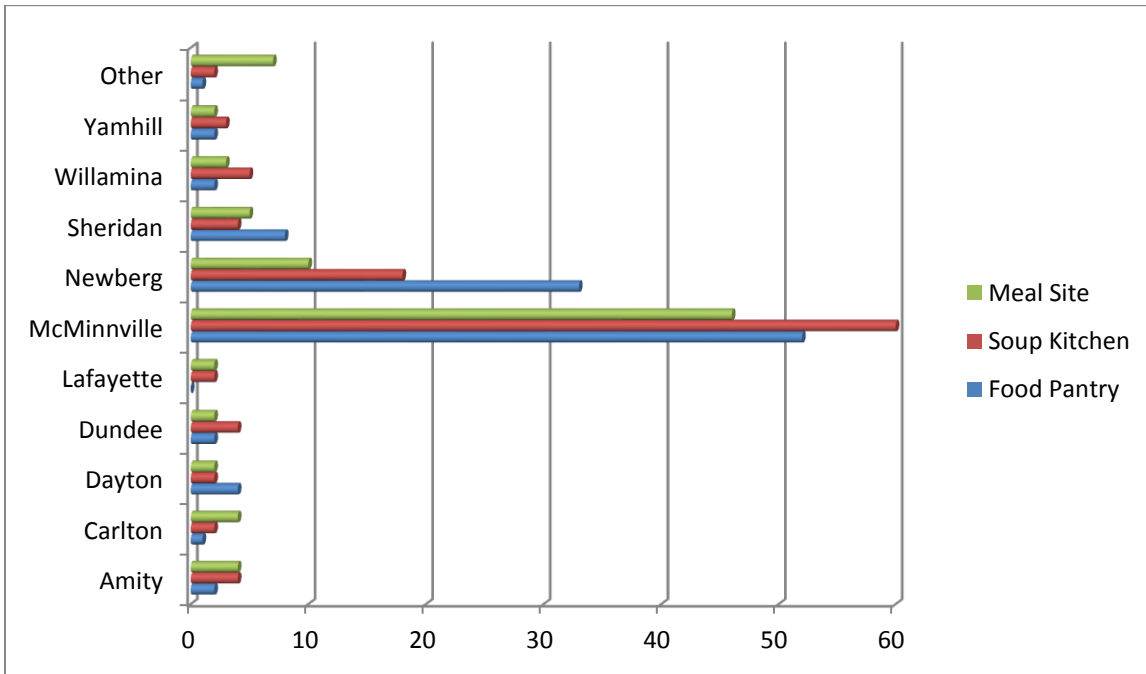
## Food



**292** forms responded to the question “In the past 30 days have you visited one of the following: food pantry, soup kitchen or meal site?” **104** have visited a soup kitchen, **103** a food pantry and **85** a meal site. Utilization of food resources broken down by community:

Community	Food Pantry	Soup Kitchen	Meal Site
Amity	2	4	4
Carlton	1	2	4
Dayton	4	2	2
Dundee	2	4	2
Lafayette	0	2	2
McMinnville	52	60	46

Newberg	33	18	10
Sheridan	8	4	5
Willamina	2	5	3
Yamhill	2	3	2
Other	1	2	7



In 2015 245 Households answered the question if they had visited a food pantry, soup kitchen or meal site in the last thirty days. 114 responded that they visit a Food Pantry, 79 had visited a Soup Kitchen and 52 visited a Meal Site.

## 211

Individuals filling out the forms were asked if they had ever called 211. There were follow-up questions based on their answer of Yes or No that helped to clarify their experience with 211.

Out of the 495 forms filled In Yamhill County:

- **136 (27%)** forms identified that they had called 211 at some point in the past.
- **73 (15%)** forms asked what is 211?
- **62 (13%)** forms said that they had heard of 211, but had never called
- **57 (12%)** forms said they were connected to services when they called 211

- **38 (8%)** forms said they had found 211 helpful, but it did not meet their needs
- **37(7%)** forms said they had called 211, but not found it helpful
- **3 (.61%)** forms said that they refused to call 211

In 2015 the totals were:

No	85
No, what is 211	27
Heard about not called	51
Yes	25
-connected to services	44
-helpful, needs not met	31
-not helpful	12
-never called	10

### Unmet Needs

Individuals and families filling out the forms were asked what the largest unmet need in their family was. The options on the form were housing, employment, medical, education, and childcare. There was a section that offered space to write in needs.

<p><b>Amity-</b></p> <p>Housing 4  Employment 2  Medical 3  Education 2  Childcare 1  Other 1-legal representation</p>	<p><b>Carlton-</b></p> <p>Housing 8  Employment 5  Medical 1  Education 1  Childcare 0  Other 1- legal representation, 1- Identification, 1- transportation</p>
<p><b>Dayton-</b></p> <p>Housing 4  Employment 2  Medical 1  Education 1  Childcare 0</p>	<p><b>Dundee-</b></p> <p>Housing 6  Employment 1  Medical 1  Education 1  Childcare 0</p>

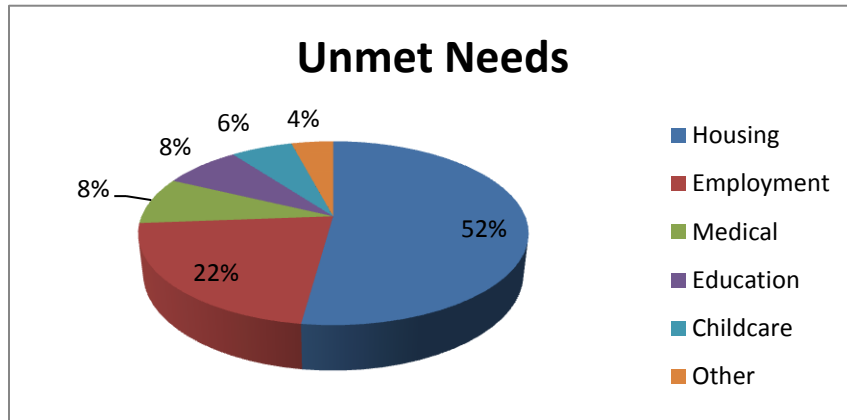
Other 1-legal representation, 1 dental	Other 1-legal representation, 1- inpatient drug treatment
<b>Lafayette-</b> Housing 3 Employment 0 Medical 2 Education 1 Childcare 0 Other 1-legal representation	<b>McMinnville-</b> Housing 116 Employment 46 Medical 12 Education 9 Childcare 9 Other

<b>Newberg-</b> Housing 60 Employment 23 Medical 8 Education 7 Childcare 2 Other 3-food, 1-legal representation	<b>Sheridan-</b> Housing 11 Employment 3 Medical 3 Education 3 Childcare 3 Other 1-money, 1-legal representation
---	--

<b>Willamina-</b> Housing 6 Employment 2 Medical 2 Education 1 Childcare 2 Other 1-legal representation, 1-staying clean and sober	<b>Yamhill-</b> Housing 7 Employment 5 Medical 2 Education 3 Childcare 1 Other 1-legal representation
--	---

<b>Other-</b> Housing 14 Employment 10 Medical 3 Education 5 Childcare 0
---

Other 1-dental, 1-money, 1-incarceration



**Unmet Needs under the “Other” category**

- 9 Legal representation
- 1 Identification
- 1 Transportation
- 2 Dental
- 1 Inpatient Drug Treatment
- 1 Food
- 2 Money
- 1 Sobriety
- 1 Incarceration

Another question asked on the forms was if in the last six months the household had a need for a PO Box/Mail Receptacle, Storage Facility or Transportation.

In Yamhill County:

**79** forms expressed that in the last six months they had a need for a PO Box/Mail Receptacle

**86** forms expressed that in the last six months they had a need for a storage facility

**191** forms expressed that in the last six months they had a need for transportation

Broken down by community the need looks like this:

Amity- PO Box/Mail Receptacle 2 Storage Facility 2 Transportation 5	Carlton- PO Box/Mail Receptacle 3 Storage Facility 2 Transportation 9	Dayton- PO Box/Mail Receptacle 0 Storage Facility 1 Transportation 3
Dundee-	Lafayette-	McMinnville-

PO Box/Mail Receptacle 0 Storage Facility 2 Transportation 4	PO Box/Mail Receptacle 0 Storage Facility 0 Transportation 1	PO Box/Mail Receptacle 41 Storage Facility 46 Transportation 104
Newberg-  PO Box/Mail Receptacle 20 Storage Facility 23 Transportation 36	Sheridan-  PO Box/Mail Receptacle 8 Storage Facility 4 Transportation 10	Willamina-  PO Box/Mail Receptacle 2 Storage Facility 1 Transportation 6
Yamhill-  PO Box/Mail Receptacle 0 Storage Facility 0 Transportation 0		Other-  PO Box/Mail Receptacle 3 Storage Facility 5 Transportation 13

In 2015 households answered the question about what their biggest unmet need was as follows:

- Housing 211
- Employment 108
- Health/Medical 31
- Education/Training 12
- Mental Health 6
- Child Care 5
- Addiction Support 3
- Financial Counseling 1
- Dental 1
- Language Barrier 1
- Legal Assistance 1
- Showers 1

In 2015 when asked if they had a need for the following resources in the last six months they responded:

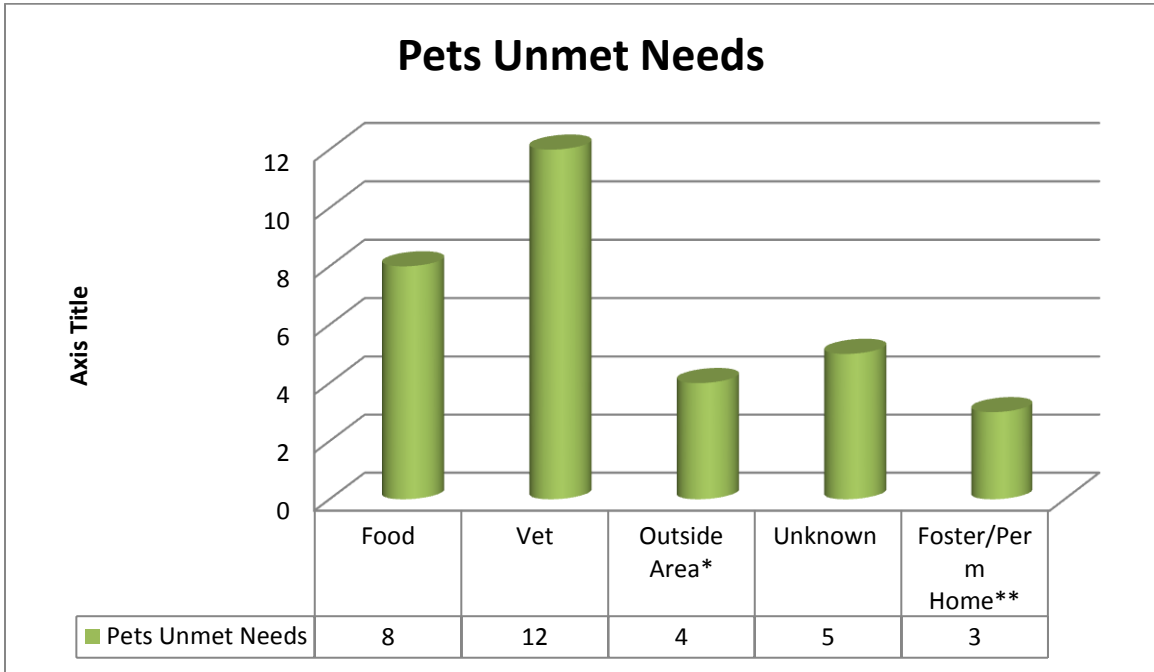
Transportation	194
Storage Facility	104
PO Box	94

## Pets and Unmet Needs

This year 3 questions were added that involved pets in households. The questions asked if a household had a pet, do they struggle to find shelter because they have a pet and what needs are difficult to meet for their pet.

**73** forms identified as having a pet in the household.

**27** forms identified difficulty finding shelter because of the pet in the household



\*Forms identified a need for an outside area for their animal.

\*\*Forms identified a need to find a foster or permanent home for their animal.

## Cause of Homelessness

The Point-In-Time Homeless Count forms asked the 738 households who filled out the form the reason they are Homeless. Participants could choose as many reasons as they would like. In 2016, there were 20 options that individuals could choose from.

---

<b>Foreclosure - 5</b>	<b>By Choice - 16</b>
<b>Child Abuse - 13</b>	<b>Couldn't Afford - 233</b>
<b>Credit - 11</b>	<b>Criminal History - 65</b>
<b>Drugs/Alcohol at Home - 70</b>	<b>Drugs/Alcohol Self - 93</b>
<b>Domestic Violence - 69</b>	<b>Eviction - 55</b>
<b>Gambling - 1</b>	<b>Kicked out by Family/Friends - 97</b>
<b>Manufacture Home Park closed - 0</b>	<b>Medical Problems - 24</b>
<b>Mental/Emotional Issues - 38</b>	<b>Poor Rental history - 25</b>
<b>Pregnancy - 0</b>	<b>Property Sold - 7</b>
<b>Runaway - 16</b>	<b>Unemployment - 129</b>

---



## Geographic Location

The final question of the form asked households where they normally “hang out”. The number of forms each community received is listed below:

- Amity – 10
- Carlton – 18
- Dayton – 22
- Dundee – 11
- Lafayette – 10
- McMinnville – 196
- Newberg – 105
- Sheridan – 45
- Willamina – 24
- Yamhill – 12

Forty Four forms answered that they normally “hung out” in communities outside of Yamhill County. These included: Bend, Benton County, Canby, Dallas, Forest Grover, Gaston, Gresham, Hillsboro, Kezier, Los Angeles, Lake Oswego, Salem, Orange County California, Portland, Sherwood, St. Paul and Wilsonville.

In 2015 households were asked in which community that they “hung out” in. The results were:

- |                      |     |
|----------------------|-----|
| • McMinnville        | 155 |
| • Newberg            | 144 |
| • Carlton/Yamhill    | 51  |
| • Sheridan/Willamina | 44  |
| • Dayton             | 16  |
| • Amity              | 10  |
| • Salem/Polk         | 2   |
| • PDX                | 2   |
| • Beaverton          | 1   |
| • Gaston             | 1   |