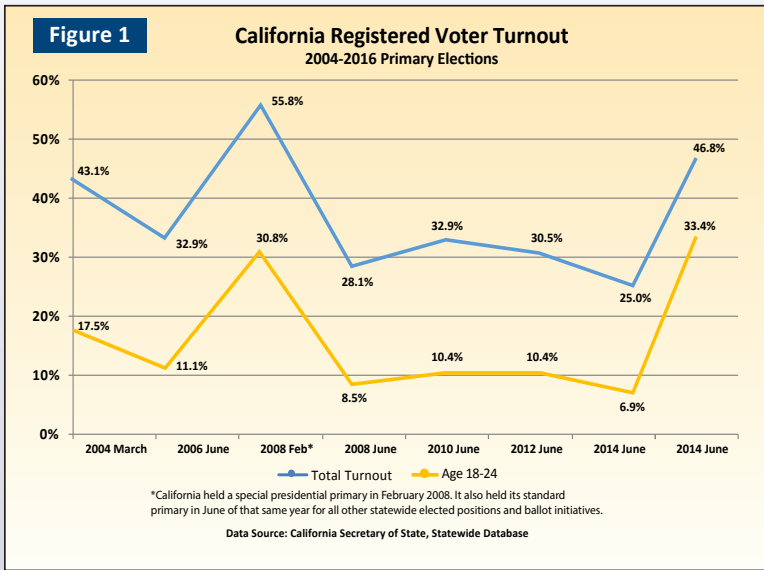
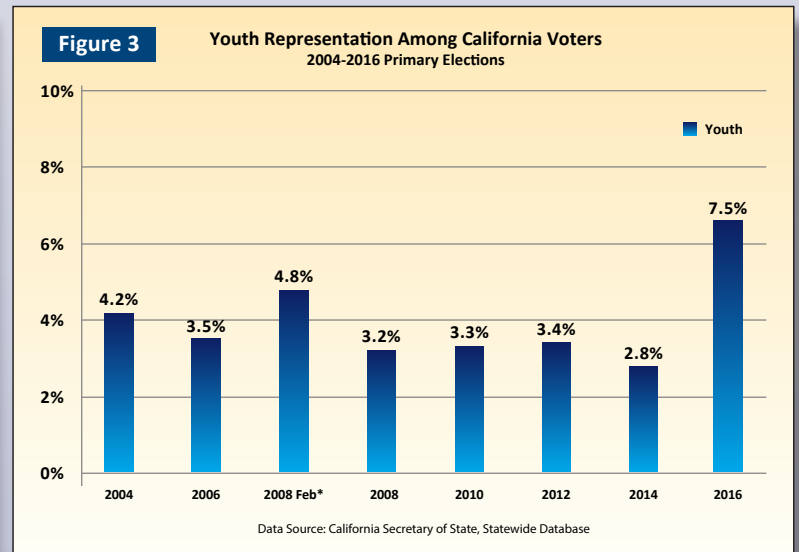
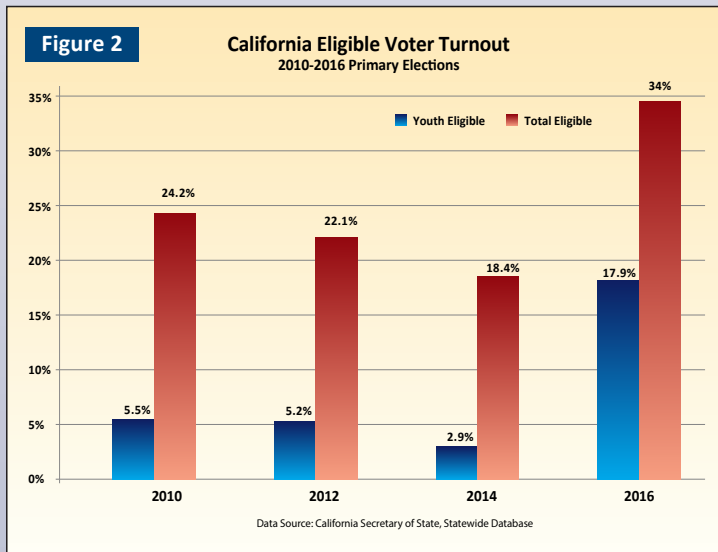


## California's Youth Vote: June 2016 Primary Election

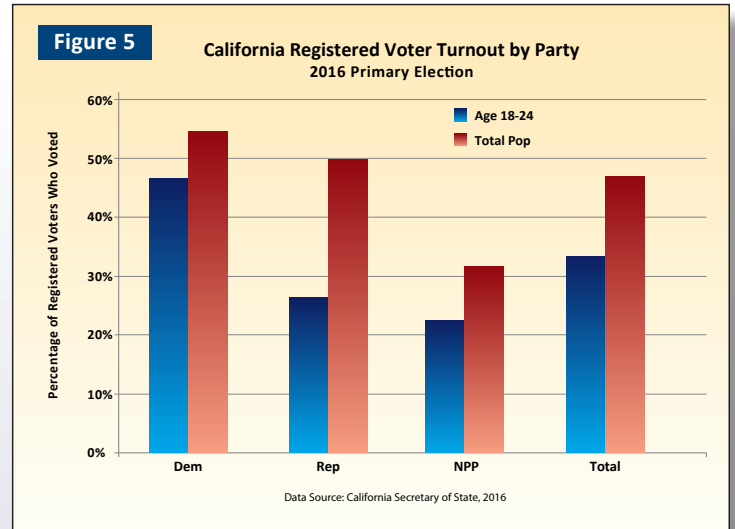
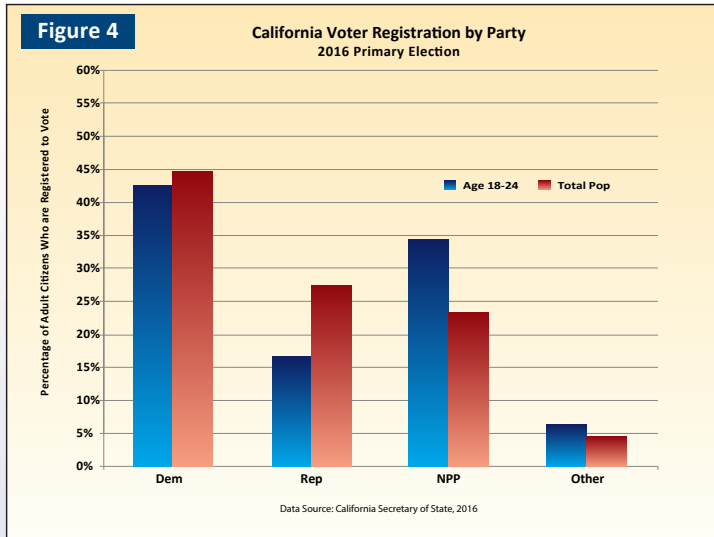
The 2016 Presidential primary season brought much attention to youth voters (age 18-24) in California and across the United States. In California, the June primary saw an unusual amount of media, money and attention directed to the state's voters for the primary season, including youth. Candidates made a particular effort to bring in young voters, either through the use of social media, or with political platforms that resonate with millennials. This CCEP fact sheet highlights the participation of youth in California's 2016 primary election.



- Youth, as well as the total electorate, experienced a significant increase in registered voter turnout (the percentage of registered voters who voted) compared to the 2012 presidential primary.
- The 2016 elections also saw a decline in turnout disparities by age. The gap between youth and total registered turnout decreased from 20 percentage points in the 2012 primary to 13 percentage points in 2016.
- The turnout rate for registered youth was 33.4%, only 13 percentage points lower than the total registered voter turnout of 46.8%.
- These turnout rates were the highest rates seen in the last decade, with the exception of the special February 2008 presidential primary.



- In the 2016 presidential primary, youth eligible turnout (the turnout of citizens age 18-24) was 17.9%, compared with 34% for the total population.
- Youth eligible turnout was significantly higher in the 2016 primary election than in the previous three primary elections.
- The youth share of California's total vote in each statewide primary election declined 1.4 percentage points from 2004 through 2014. Due to higher youth turnout rates, the youth share of the state's 2016 primary voters reversed this trend and increased significantly to 7.5%.
- At 7.5%, the youth share of the state's 2016 primary vote was much smaller than the youth share of the eligible voter population (14.2%).



- California continues to experience variation in voter registration by party affiliation across age groups.
- At the close of registration for the 2016 primary, California’s total registered voter population was affiliated as 44.7% Democratic, 27.4% Republican and 23.9% No Party Preference (NPP).
- California’s registered youth voter population was registered as 42.5% Democratic, 16.7% Republican and 34.4% NPP.

- Typically, voter turnout of registered Republicans is higher than the turnout of registered Democrats in California.
- In the 2016 primary, Democrats had a much higher turnout rate than Republicans, 54.6% and 49.8% respectively. Turnout of Democratic youth was 46.6%, while turnout of Republican youth was 26.5%.
- Turnout of NPP registrants was significantly lower than party-affiliated turnout – only 31.8% for total NPP registrants and 22.6% for youth NPP.

### What Should One Expect in Future California Primary Elections?

The recent history of voter turnout in California’s primaries suggests that turnout will remain low in future primary elections, including youth turnout. We can expect disparities in voter turnout to likely remain, and that young people will continue to be underrepresented among the state’s primary voters.

However, the 2016 primary generated a surprising and welcome surge in youth voter registration and participation, compared to what we have seen in past elections. It appears that the divisive political environment of the primary, as well as efforts towards greater youth voter engagement have had a significant positive impact on youth participation in California.

### About the California Civic Engagement Project (CCEP)

The California Civic Engagement Project was established at the UC Davis Center for Regional Change to inform the public dialogue on representative governance in California. The CCEP is working to improve the quality and quantity of publicly available civic engagement data by collecting and curating data from a broad range of sources for public access and use. The CCEP is engaging in pioneering research to identify disparities in civic participation across place and population. It is well positioned to inform and empower a wide range of policy and organizing efforts in California to reduce disparities in state and regional patterns of well-being and opportunity. Key audiences include public officials, advocacy groups, political researchers and communities themselves. To learn about the CCEP’s national advisory committee, or review the extensive coverage of the CCEP’s work in the national and California media, visit our website at <http://regionalchange.ucdavis.edu/ccep>

For more information about the California Civic Engagement Project, contact the CCEP Director, Mindy Romero, Ph.D., at 530-665-3010 or [msromero@ucdavis.edu](mailto:msromero@ucdavis.edu). Visit our website at: <http://regionalchange.ucdavis.edu/ccep>

Data source: Statewide Database, California Secretary of State. For study methodology, see CCEP website.