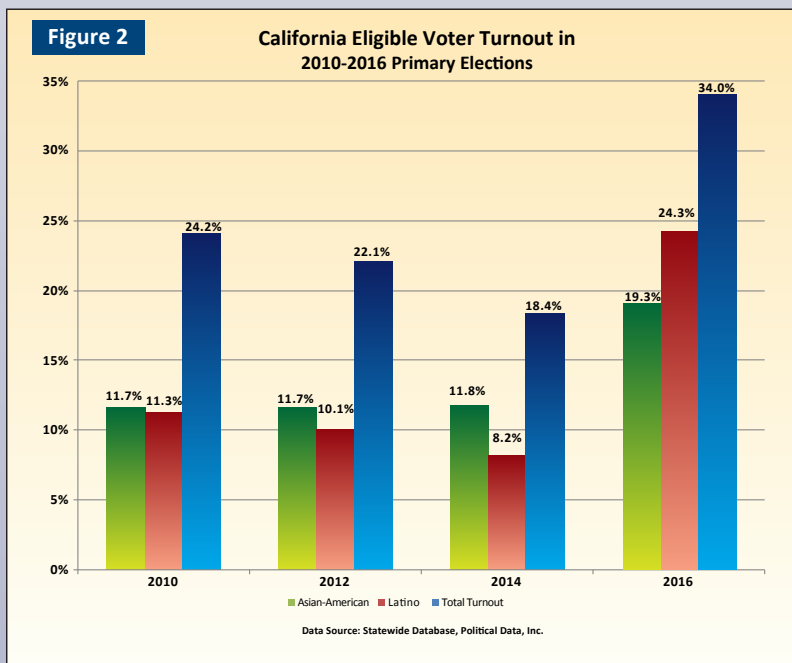
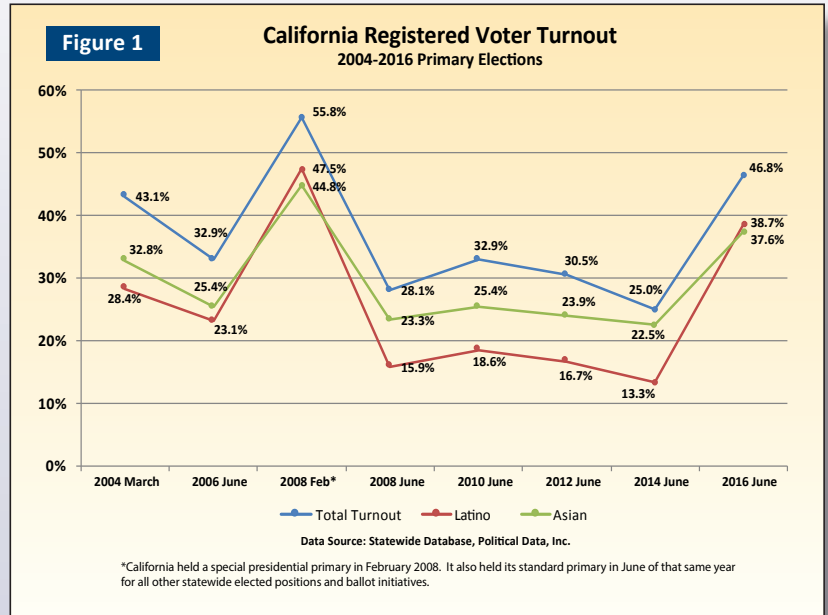


California's Latino and Asian-American Vote in the June 2016 Primary Election

California's voter turnout has been on the decline in recent primary elections. In the state's June primary, we saw a reversal of this trend and an increase in turnout rates for Latinos, Asian Americans, and the general electorate. This CCEP fact sheet highlights the increased participation of Latinos and Asian Americans in California's 2016 primary election.

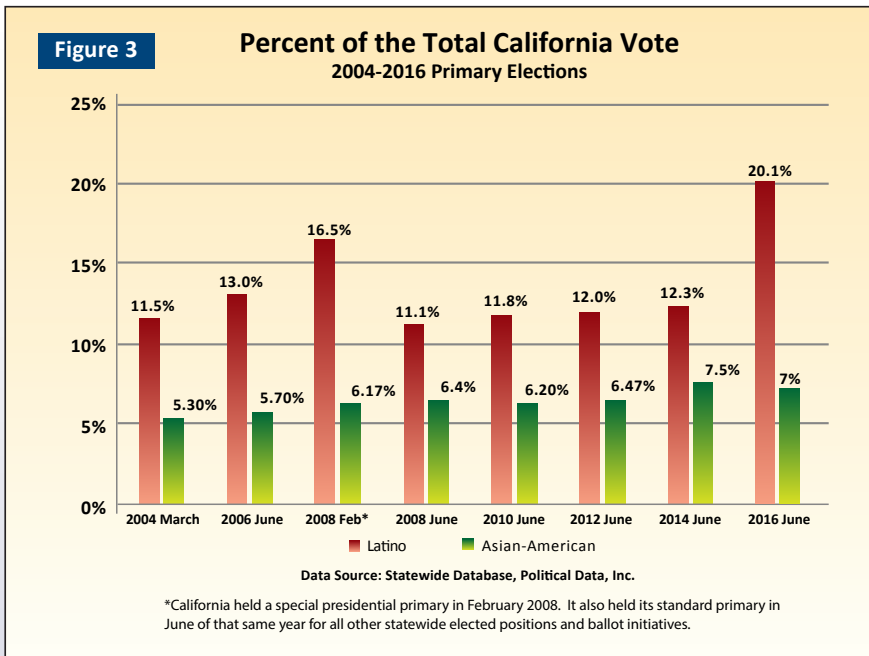
Facts

- The total electorate experienced a significant increase in registered voter turnout (the percentage of registered voters who voted) in the 2016 primary election.
- 2016 was the first California primary since the special 2008 presidential primary where a higher percentage of registered Latino voters turned out than Asian-American voters.
- Latino registered voter turnout increased in the 2016 primary to 38.7%, up 22 percentage points from the 2012 presidential primary.
- Registered voter turnout among Asian Americans was 37.6%, up from 23.9% in 2012.



Facts

- Total eligible turnout in California (the percentage of adult citizens who voted) increased in the 2016 primary to 34%, up 12 percentage points from the 2012 presidential primary.
- Latino eligible voter turnout increased to 24.3% in the 2016 primary, up from 10.1% in 2012.
- At 19.3%, Asian-American eligible voter turnout in the 2016 primary increased 7.6 percentage points from the 2012 primary.
- Voter turnout of eligible Latino and Asian-American voters is consistently lower than turnout of the total population.
- In 2016, the total eligible voter population (a figure that includes all adult citizens) in California was 24 million, 6.6 million of which were Latino and 3 million of which were Asian-American.



Facts

- The Latino share of California’s total vote in the 2016 primary was 20.1%, significantly more than any other primary in the past decade.
- The Asian-American share of California’s total vote in the 2016 primary declined slightly from 2014.
- The Latino share of the 2016 primary vote (20.1%) was larger than the Latino share of the 2012 general election vote (19.4%).
- Despite their higher turnout rates in the 2016 primary, both Latino and Asian Americans continue to be underrepresented in California’s electorate. Latinos made up 28.5% and Asian Americans 12.5% of the eligible voter population in 2016.

What Should One Expect in Future California Primary Elections?

Primary elections historically yield significant group disparities in turnout. Latinos and Asian Americans will likely continue to be underrepresented in California’s primary voting electorate. But the 2016 primary did bring greater representation for Latinos than we have historically seen. It appears that the divisive political environment of the primary and efforts toward greater voter registration and engagement for Latinos had a significant impact on increasing this group’s political representation in the state.

While the 2016 primary election saw higher turnout than in recent primary elections, this turnout was still much lower than the turnout seen in 2008. Registered voter turnout in the 2008 primary was the highest turnout for a California primary election since 1980. This historically high turnout rate is often cited by advocates as a compelling reason for permanently moving California’s presidential primary to earlier than June in the primary season. In the absence of a significant change in California’s role in the nation’s presidential primary process, the state will likely continue to struggle with low participation in its primary elections, resulting in reduced participation in down-ballot races as well.

About the California Civic Engagement Project (CCEP)

The California Civic Engagement Project was established at the UC Davis Center for Regional Change to inform the public dialogue on representative governance in California. The CCEP is working to improve the quality and quantity of publicly available civic engagement data by collecting and curating data from a broad range of sources for public access and use. The CCEP is engaging in pioneering research to identify disparities in civic participation across place and population. It is well positioned to inform and empower a wide range of policy and organizing efforts in California to reduce disparities in state and regional patterns of well-being and opportunity. Key audiences include public officials, advocacy groups, political researchers and communities themselves. To learn about the CCEP’s national advisory committee, or review the extensive coverage of the CCEP’s work in the national and California media, visit our website at <http://regionalchange.ucdavis.edu/ccep>



For more information about the California Civic Engagement Project, contact the CCEP Director, Mindy Romero, Ph.D., msromero@ucdavis.edu. Visit our website at: <http://regionalchange.ucdavis.edu/ccep>

Data source: Statewide database, Political Data, Inc. For study methodology, see CCEP website.