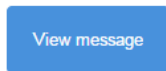


Some attorneys at Shindler Neff, LLP will be sharing items with you via Clio Connect for the duration of your case. Clio Connect is a secure portal where attorneys are able to share Documents, Calendar Events, Tasks, Bills, and Secure Messages. As both the client and attorney are able to see the information shared, this is the quickest and safest way to ensure smooth communication.

Creating Your Clio Connect Account

The first time something is shared with you, you'll receive an email from Clio. In this email there is a link to set up your Clio Connect account. It looks like this:

Follow this link to create an account and view the message. Don't worry, it'll only take a few seconds!



What's Clio Connect?

Clio Connect is a free and secure web-based client portal. Share and collaborate with individuals using Clio through an easy-to-use online interface.

Questions?

Clio's dedicated Support Team is here to help. Email to support@goclio.com or call 1-888-858-CLIO, 0000 hrs to 1700 hrs PT Monday — Friday. You can also visit [Clio Connect's Support Resources](#).

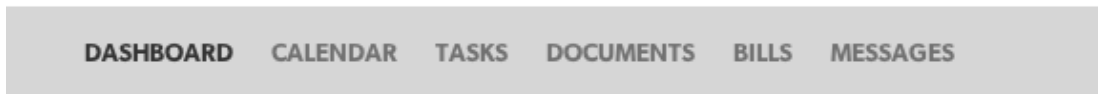
Click on the blue button and you will be taken to the screen to set up your Clio Connect account:

Fill out the fields that are on the screen and be sure to use the exact email address in the field that your attorney used to share the item with you.

When all the fields are filled out, you can click on the green Sign Up link at the bottom of the page.

Inside the Clio Connect Account

You can navigate around by using the tabs at the top of the page. You will see the items that have been shared with you.



What you can do in Clio Connect

To learn about the various things you are able to do, see below:

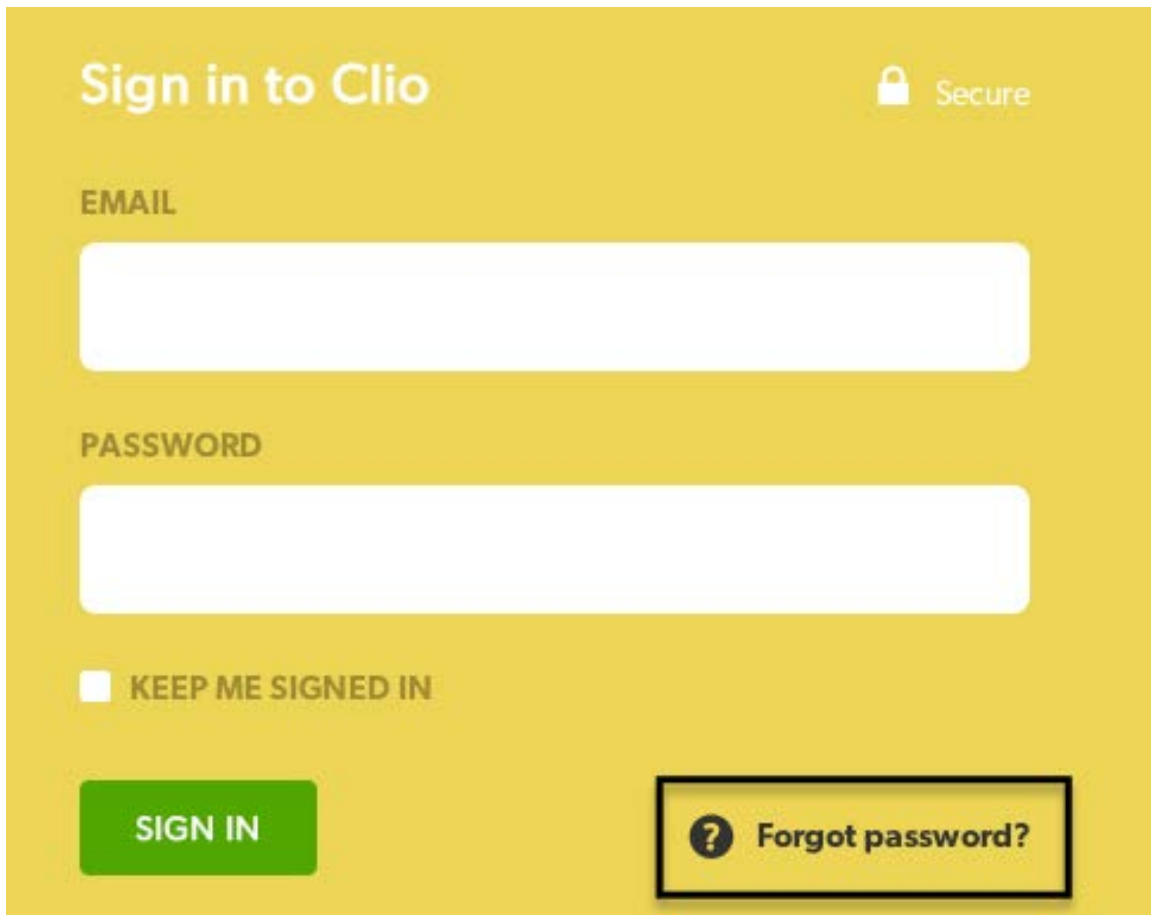
- [Change your picture and contact information](#)
- [Document viewing, uploading new versions, uploading new documents and adding comments](#)
- [View and complete your Tasks](#)
- [View Calendar events](#)
- [View and pay bills online](#)
- [View and create Secure Messages](#)

Logging into Clio Connect

When you want to access your Clio Connect account, simply go to <https://app.goclio.com> and enter the same email you used to sign up.

Forgot Password

If you ever forget your password, you can go to <https://app.goclio.com> and click on the “Forgot Password” link:



Sign in to Clio Secure

EMAIL

PASSWORD

KEEP ME SIGNED IN

SIGN IN

Forgot password?

An email will be sent to you allowing you to reset your password. If you don't see the email within 10 minutes, please check your junk and spam filters.

If you have any questions about the Clio Connect interface, you can view the Support Resources [here](#) or contact Clio Support at 1-888-858-2546 x200 or support@goclio.com

If you have any questions about the items or material in Clio Connect that has been shared with you, please contact your attorney.