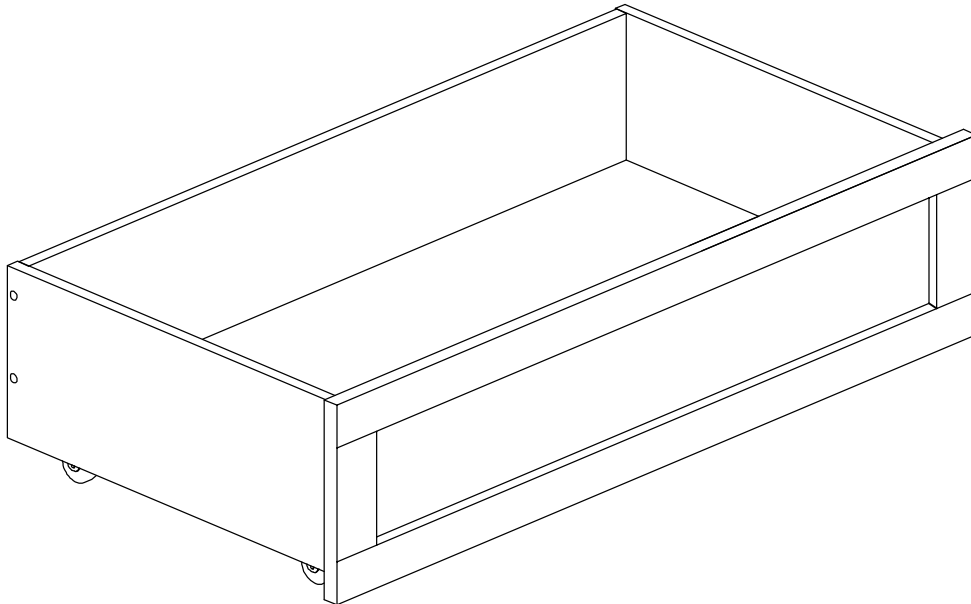


# caramia

*furniture*

baby • kids • adult

**RYAN STORAGE ASSEMBLY INSTRUCTIONS**  
**RYAN TIROIS DE RANGEMENT INSTRUCTIONS D'ASSEMBLAGE**  
**INSTRUCCIONES DE ARMADO DE CAJÓN DE ALMACENAMIENTO RYAN**

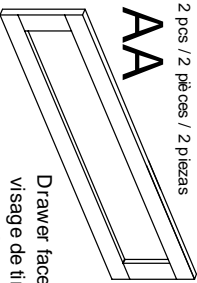
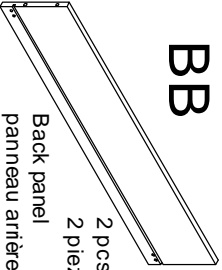
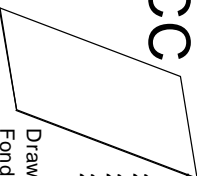
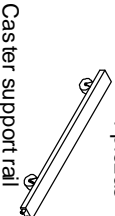
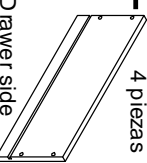
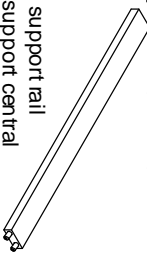


CARAMIA FURNITURE 3-5 Intermodal Drive Brampton,  
Ontario Canada L6T 5V9, phone/téléphone : 905 361-1970, fax/télécopieur : 905 361-1969  
**Toll Free / Sans frais : 1-877-728-0342**  
[www.caramiafurniture.com](http://www.caramiafurniture.com)

# Hardware List

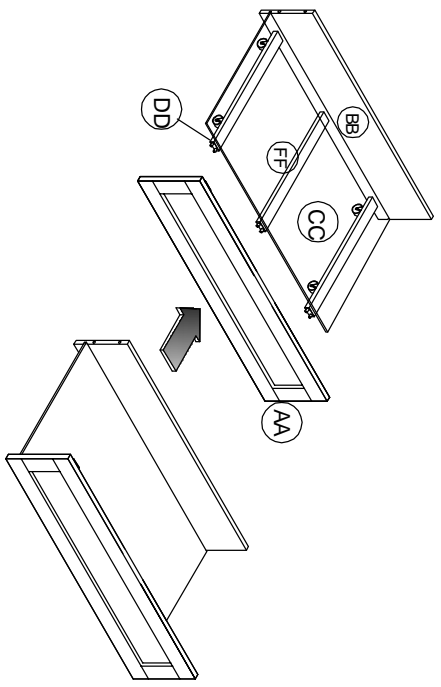
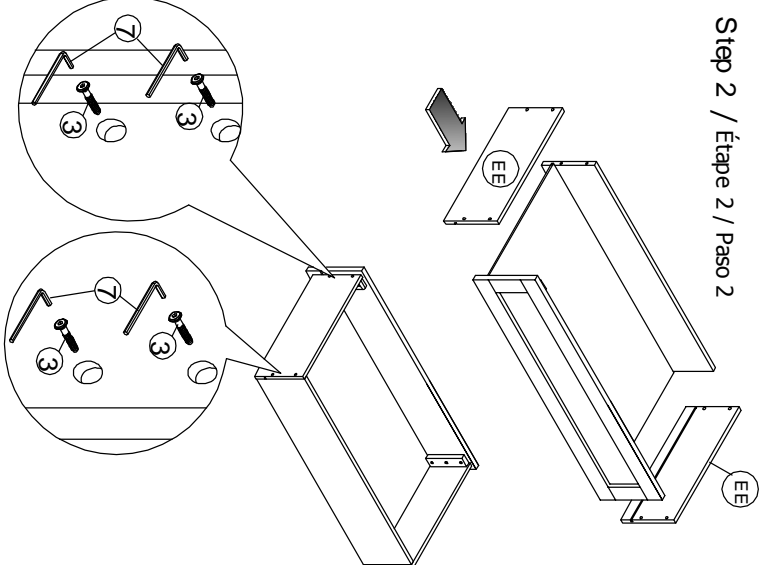
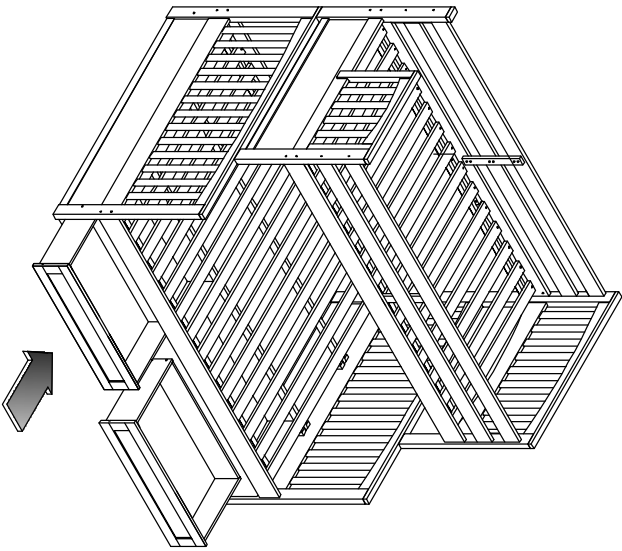
# Quincaillerie

# Lista de piezas

<p>2 pcs / 2 pièces / 2 piezas <b>AA</b></p>  <p>Drawer face Visage de tiroir Panel frontal de cajón</p>	<p><b>BB</b></p>  <p>2 pcs / 2 pièces / 2 piezas Back panel panneau arrière Panel trasero</p>	<p><b>CC</b></p>  <p>2 pcs / 2 pièces / 2 piezas Drawer bottom Fond de tiroir Fondo del cajón</p>	<p><b>DD</b></p>  <p>4 pcs / 4 pièces / 4 piezas Caster support rail rail de support Riel de soporte con ruedas</p>	<p><b>EE</b></p>  <p>4 pcs / 4 pièces / 4 piezas L &amp; R Drawer side côté du tiroir gauche and droit Placa lateral l y D del cajón</p>	<p><b>FF</b></p>  <p>2 pcs / 2 pièces / 2 piezas Middle support rail rail de support central Soporte intermedio</p>
---	--	--	--	---	--

<p><b>3</b> 16 pcs / 16 pièces / 16 piezas</p>  <p>Allen head bolt M6 x 35 mm Boulon à tête Allen M6 x 35 mm Perno hexagonal M6 x 35 mm</p>	<p><b>7</b></p>  <p>Allen key Clé Allen Llave Allen</p>
--	--

RYAN STORAGE ASSEMBLY INSTRUCTIONS  
RYAN TIROIS DE RANGEMENT INSTRUCTIONS D'ASSEMBLAGE  
INSTRUCCIONES DE ARMADO DE CAJÓN DE ALMACENAMIENTO RYAN

<p>Step 1 / Étape 1 / Paso 1</p> 	<p>Step 2 / Étape 2 / Paso 2</p> 	<p>Step 3 / Étape 3 / Paso 3</p> 
---	--	--