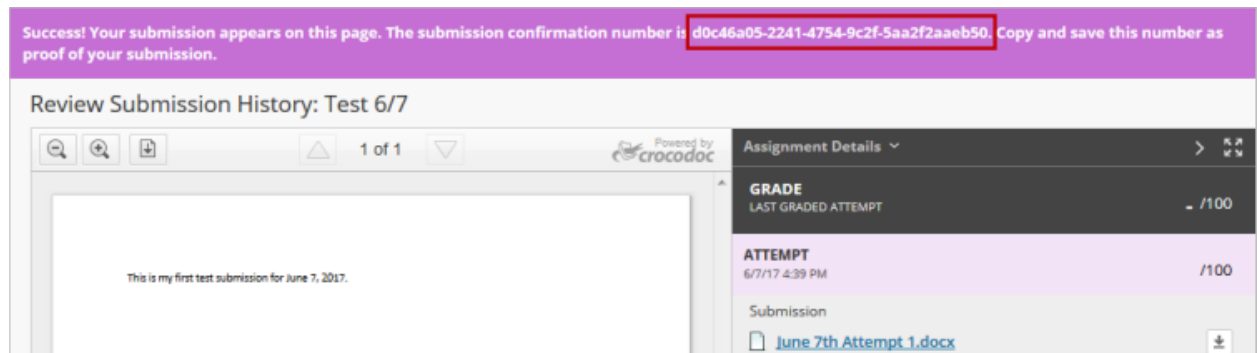


ASSIGNMENT SUBMISSION RECEIPTS

After successfully submitting an assignment through ulearn, students receive a confirmation number. You should copy and save this number as proof of your submission.

Instructions

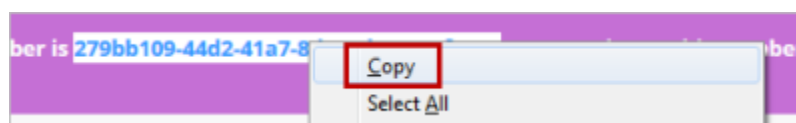
1. [Submit your assignment](#) through ulearn.
2. A banner appears at the top of the Review Submission History page with the submission confirmation number.



3. Highlight the confirmation number.

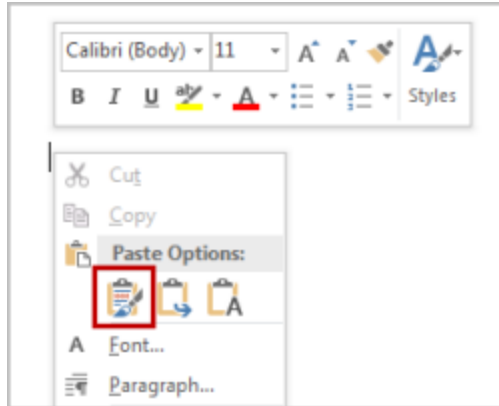


4. Right click to select **Copy**.



5. Open a blank document.
6. Right click anywhere on the blank document. Choose **Paste**.

ASSIGNMENT SUBMISSION RECEIPTS



7. Type the name of the assignment and the name of the course below the confirmation number.
8. Save the document somewhere you can easily access it should you need to prove you submitted the assignment.

Note:

As an alternative to copying and pasting the confirmation number, you can also take a screenshot and save that image to an easily accessible location as proof of your submission.