

Is InPen a good fit for you?

- Do you ever forget to take a dose of insulin?
- Not sure how much insulin to take for your meal or to fix a high blood sugar reading?
- Don't feel confident about calculating your insulin dose?
- Wish it was easier to keep track of mealtime doses and blood sugar — and be able to share with your healthcare team?

The answer is InPen!
Get started with the future of diabetes care!

InPen combines a Bluetooth® wireless technology insulin pen with an easy-to-use smartphone app.

A simple solution to the constant recording, monitoring, and calculating necessary for successful, everyday insulin therapy.

Pair multiple InPens to one app to help manage your busy lifestyle.



60%

of insulin doses are taken with some insulin-on-board.¹⁻³

This can lead to hypoglycemia.

InPen displays active insulin from your previous injections so you can make more informed decisions.

2/3

of people need help calculating their insulin doses.¹⁻³

Math is tough.

InPen does the math for you to give you a more precise dose.

Missing 2 doses

per week can lead to an increase in A1c of up to .4%.⁴

Life is busy.

InPen helps you to stay on track with reminders for glycemic control.



Now available at your local pharmacy!
Talk to your healthcare team about prescribing your InPen today!

www.CompanionMedical.com/Get-Inpen
or call 844-843-7903

Join the community



@companionmedical
#myinpen

1. Garg SK, Bookout TR, McFann KK, et al. Improved glycemic control in intensively treated adult subjects with type 1 diabetes using insulin guidance software. *Diabetes Technol Ther.* 2008; 10(5):369-375.
2. Zaugg, Stephanie D., et al. "Diabetes numeracy and blood glucose control: association with type of diabetes and source of care." *Clinical diabetes: a publication of the American Diabetes Association* 32.4 (2014): 152-157.
3. Cavanaugh, Kerri, et al. "Association of numeracy and diabetes control." *Annals of Internal Medicine* 148.10 (2008): 737-746.
4. Randlov, J., Poulsen, J.U. *J Diabetes Sci Technol.* 2008 Mar; 2(2): 229-235. Published online 2008 Mar. doi: [10.1177/193229680800200209]
5. Ziegler R, Cavan DA, Cranston I, et al. Use of an insulin bolus advisor improves glycemic control in multiple daily insulin injection (MDI) therapy patients with suboptimal glycemic control: first results from the ABACUS trial. *Diabetes Care.* 2013; 36(11):3613-3619.
6. Kaufman FR, Halvorson M, Carpenter S. Use of a plastic insulin dosage guide to correct blood glucose levels out of the target range and for carbohydrate counting in subjects with type 1 diabetes. *Diabetes Care.* 1999; 22(8):1252-1257.
7. Anderson DG. Multiple daily injections in young patients using the ezy-BICC bolus insulin calculation card, compared to mixed insulin and CSII. *Pediatric Diabetes.* 2009; 10(5):304-309.



To learn more visit
www.CompanionMedical.com
Call our toll-free line at
844.843.7903
or download our free app.

*RX Only. Co-pay Assistance Program available at participating pharmacies only. Please check with your local pharmacy to see if they participate. Limited time offer. Companion Medical reserves the right to discontinue the program at any time. Offer excludes government insurance plans. The Bluetooth® Wordmark and logos are owned by Bluetooth® SIG, Inc. Other trademarks and tradenames are those of their respective owners. InPen logo is a trademark of Companion Medical. Copyright © 2019 Companion Medical and/or its affiliates. All rights reserved. LBL-00358-AG

Now available at your local pharmacy!

inpen[™]
by Companion Medical

The first and only
Smart Insulin Pen + App system
for multiple daily injections.





Living with diabetes can be complicated. InPen takes care of the guesswork.



Anna is busy playing with her kids and can't remember if she took her insulin.

Now she must decide whether to take another dose and risk hypoglycemia, or not take a dose and deal instead with hyperglycemia later.

With InPen, quickly view your logbook of glucose, carbs, and insulin doses.



Mark is running late for work and doesn't have time to figure out his mealtime insulin.

He has a meeting and doesn't want to go low, so he errs on the side of caution and under-delivers his dose, ending up with high blood sugar.

The InPen dose calculator automatically calculates and logs insulin doses.



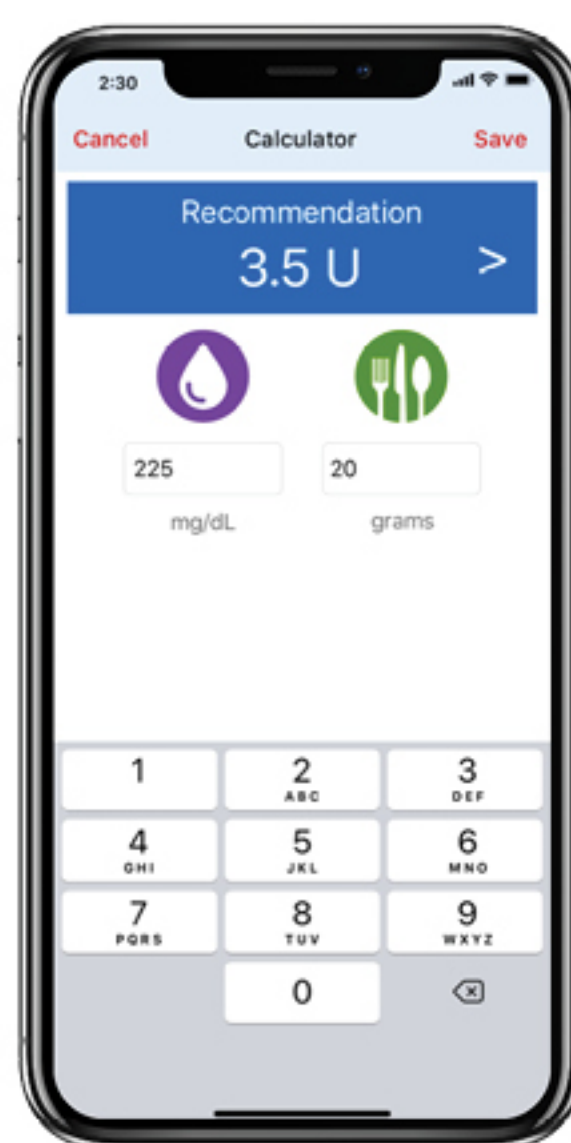
Brandon's blood sugar is elevated before a big soccer game.

He decides to take a correction dose, but because he still had active insulin working in his body and did not know it, he ended up going low because he stacked his insulin.

The InPen App displays how many units you received at your last injection and when you dosed, so you know how much insulin is still working in your blood.

"I'm a firefighter and I always used to worry about my pump being damaged while on shift. Now that I use InPen, I have more freedom at work and I worry less about my diabetes. Because the InPen App provides all the same technology of a pump at a small fraction of the cost, I would highly recommend it."

Kyle K., Firefighter & InPen User

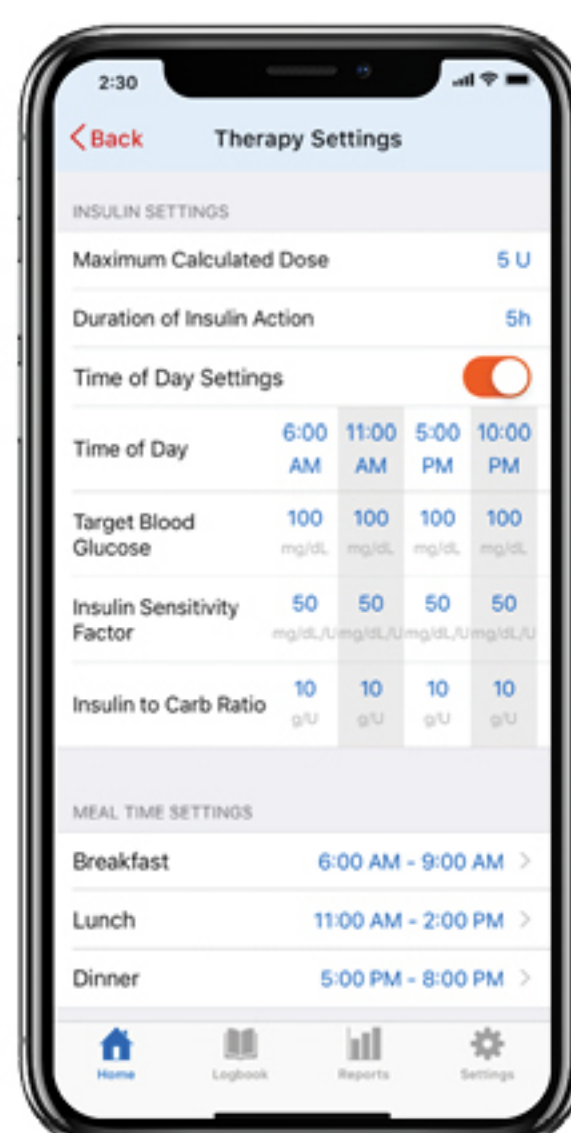


Smart Dosing

InPen App does the math for you.

The InPen dose calculator recommends a dose based on current blood sugar and carb intake, and adjusts for active insulin from previous doses (IOB).

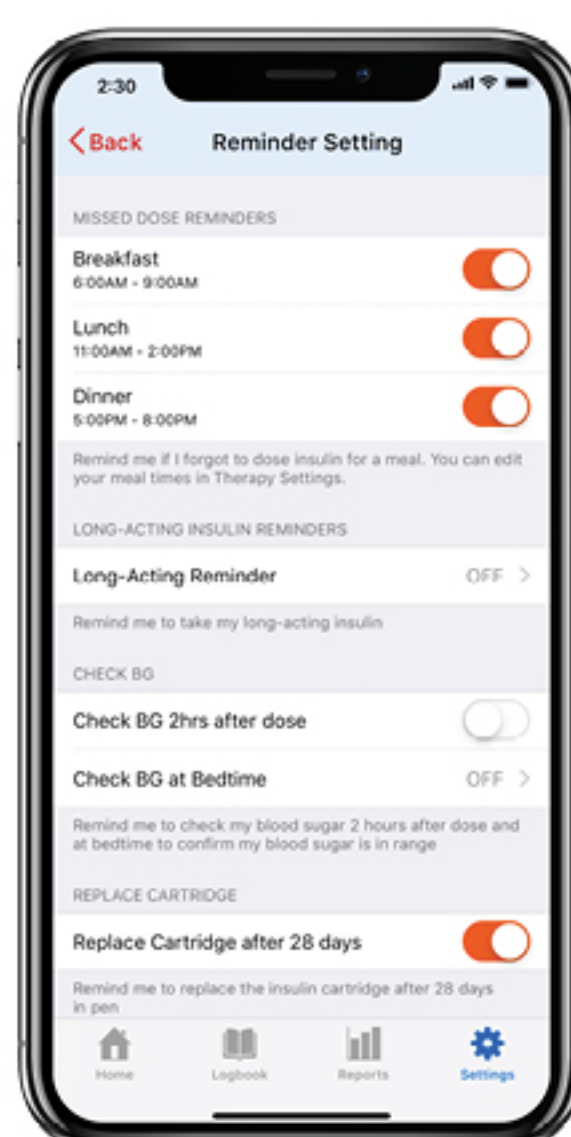
**A1C ↓
0.7 to 1.0%**
reduction in A1c with the use of automated dose calculator.⁵⁻⁷



Smart Settings

Personalized insulin settings help you be more precise in dosing, including:

Insulin-to-carb ratio, correction factor, and target blood sugar.



Smart Reminders

InPen keeps you on track!

Mealtime and long acting dose reminders help you take the correct dose at the right time to keep your blood sugar in target.

"I think InPen is a game changer for anyone on multiple daily injections. I feel more in control of my diabetes because now I am confident that I am administering the right doses. I am also avoiding stacking which means less blood sugar roller coasters. I can't imagine going back to MDI without InPen in my toolbox and highly recommend this to anyone."

Allison C., Editorial Director at Diabetes Daily



Frequently Asked Questions

How does InPen work?

The InPen, a reusable pen injector, was designed for insulin-dependent individuals on multiple daily injections. It can deliver up to 30 units of insulin, dialed in half-unit increments. InPen is compatible with Lilly Humalog® and Novo Nordisk Novolog® U-100 3.0 mL pre-filled cartridge/ PenFills® and single-use detachable and disposable needles (not included). InPen has a one-year warranty and does not require charging.

The InPen app is the other half of InPen's smart diabetes management tool. Using information transmitted from the pen, the app can track insulin therapy, calculate doses, share therapy data with your doctor or family, and much more.

Does InPen integrate with Glucose Monitoring Systems?

Yes, the InPen App for iOS integrates with Bluetooth® monitors and CGMs through Apple Health. InPen App for Android integrates with Dexcom® CGM.

Can I share my InPen App data with my doctor?

Yes, just simply print, fax, or email the Insights Report directly from the app to your doctor's office.

Is InPen covered by insurance?

Yes, InPen is covered as a pharmacy benefit under most insurance plans. Currently, you will **PAY NO MORE THAN \$35** per year for InPen with a special co-pay assistance program, no voucher needed.*

Can I pair more than one InPen to the app?

Yes, the InPen App can be paired with multiple InPens.

What if I have more questions?

Call our toll-free line at 844.843.7903
Email us at: support@companionmedical.com
Visit us at: www.companionmedical.com