

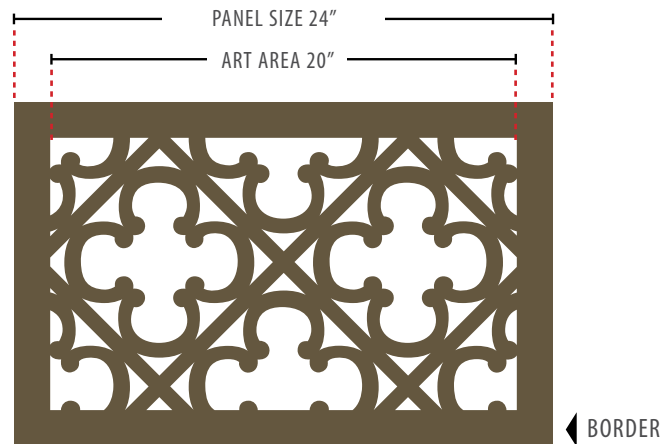
# BORDER TREATMENT

Copyright © 2017 Lightwave Laser


## WHAT IS A BORDER ?

A border is the uncut area that extends beyond the artwork. Borders are important for the stability of the panel, creating a finished look, and helpful for installation of the panels. Panel size refers to the total size of the panel, including the border, while art area refers to the area on the panels that is laser cut. Standard border size is 1,"but can vary according to your needs.

PANEL SIZE VS. ART AREA




BORDERS CAN VARY



# BORDER OPTIONS


Copyright © 2017 Lightwave Laser



## BORDER UNIFORM SIZE

### ONE SETUP FEE

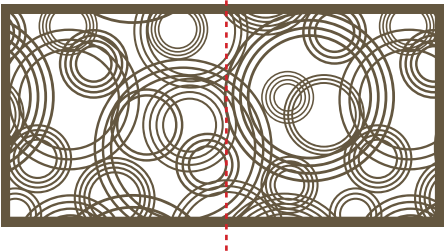
Border remains uniform on all panel sides.



## BORDER 1/2 SIZE WHERE BORDERS MEET

### TWO SETUP FEES

Border is adjusted to 1/2 where panels meet making the interior border appear the same as the outer borders.



## NO BORDER WHERE PANELS MEET

### TWO SETUP FEES

Pattern flows continuously across panels. This treatment may not be available for all patterns.



## NO BORDER WHERE PANELS MEET PATTERN DICTATES WHERE PANELS ARE CUT

### TWO SETUP FEES & CUSTOM PRICING

Pattern flows continuously across panels. Pattern dictates where panels are cut in order to keep pattern intact and keep join area inconspicuous.