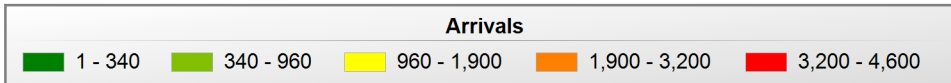
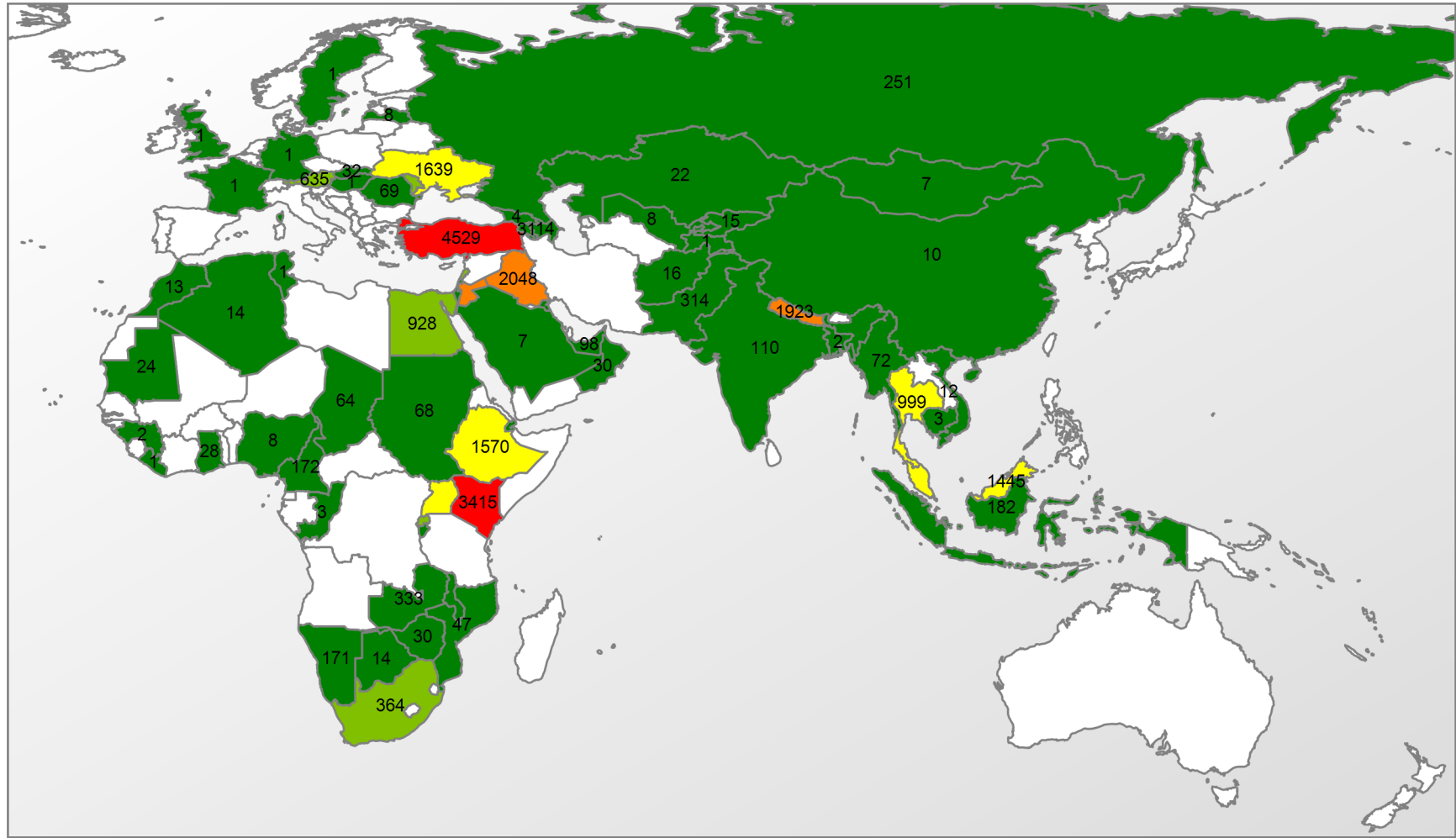


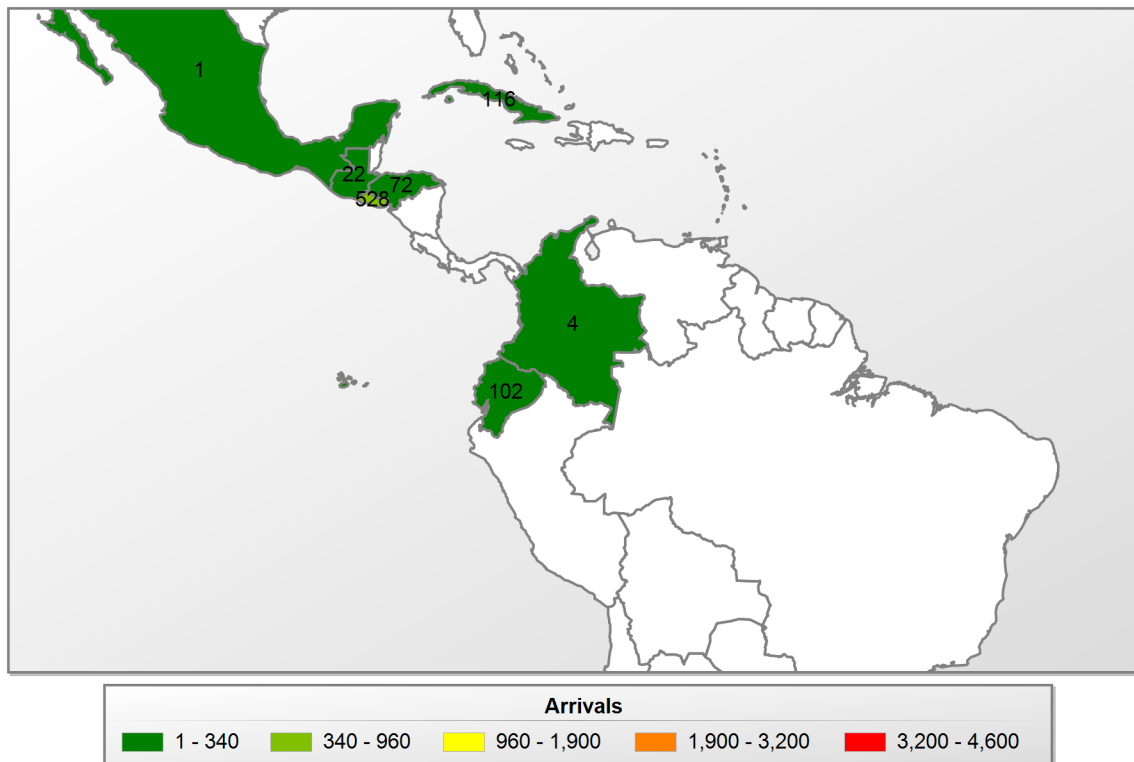
Department of State
 Bureau of Population, Refugees, and Migration
 Office of Admissions - Refugee Processing Center
 Refugee Arrivals by Processing Country
 All Nationalities

For the Reporting Period of October 1, 2016 through January 31, 2017

Cases: 12,373 **Individuals:** 32,475



Department of State
Bureau of Population, Refugees, and Migration
Office of Admissions - Refugee Processing Center
Refugee Arrivals by Processing Country
All Nationalities
For the Reporting Period of October 1, 2016 through January 31, 2017



Department of State
Bureau of Population, Refugees, and Migration
Office of Admissions - Refugee Processing Center
Refugee Arrivals by Processing Country
All Nationalities

For the Reporting Period of October 1, 2016 through January 31, 2017

Cases: 12,373 **Individuals:** 32,475

Country Location	Case	Inds
Afghanistan	5	16
Algeria	10	14
Antigua	11	11
Armenia	16	31
Austria	378	635
Azerbaijan	7	14
Bangladesh	1	2
Belarus	16	39
Botswana	5	14
Burma	27	72
Burundi	78	228
Cambodia	1	3
Cameroon	47	172
Chad	23	64
China	5	10

Country Location	Case	Inds
Guatemala	18	22
Guinea	1	2
Honduras	57	72
Hong Kong	14	21
Hungary	1	1
India	50	110
Indonesia	99	182
Iraq	761	2,048
Israel	23	32
Jordan	820	3,070
Kazakhstan	7	22
Kenya	1,349	3,415
Kuwait	25	61
Kyrgyzstan	7	15
Latvia	2	8

Country Location	Case	Inds
Nigeria	4	8
Oman	14	30
Pakistan	106	314
Romania	26	69
Russia	82	251
Rwanda	316	813
Saudi Arabia	4	7
Serbia	2	2
Slovakia	12	32
South Africa	111	364
Sri Lanka (Ceylon)	40	88
Sudan	25	68
Sweden	1	1
Tajikistan	1	1
Tanzania	463	1,887

Department of State
Bureau of Population, Refugees, and Migration
Office of Admissions - Refugee Processing Center
Refugee Arrivals by Processing Country
All Nationalities

For the Reporting Period of October 1, 2016 through January 31, 2017

Colombia	2	4	Lebanon	272	648	Thailand	433	999
Congo	2	3	Liberia	1	1	The Gambia	1	4
Cuba	50	116	Malawi	92	255	Tunisia	1	1
Dem. Rep. Congo	4	4	Malaysia	545	1,445	Turkey	1,844	4,529
Djibouti	14	51	Malta	169	210	Uganda	558	1,795
Ecuador	43	102	Mauritania	23	24	Ukraine	567	1,639
Egypt	316	928	Mexico	1	1	United Arab Emirates	36	98
El Salvador	454	528	Moldova	211	600	United Kingdom	1	1
Ethiopia	569	1,570	Mongolia	6	7	Uzbekistan	8	8
France	1	1	Morocco	13	13	Vietnam	5	12
Georgia	1	4	Mozambique	10	47	Zambia	127	333
Germany	1	1	Namibia	75	171	Zimbabwe	14	30
Ghana	12	28	Nepal	820	1,923			

*Please note Special Immigrant Visa (SIV) recipients who have elected and received U.S. Refugee Admissions Program (USRAP) Reception and Placement (R&P) benefits are not included in this report.