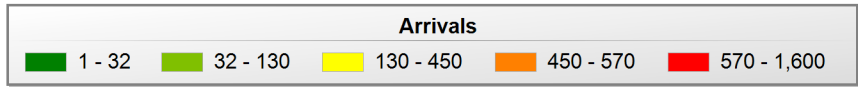
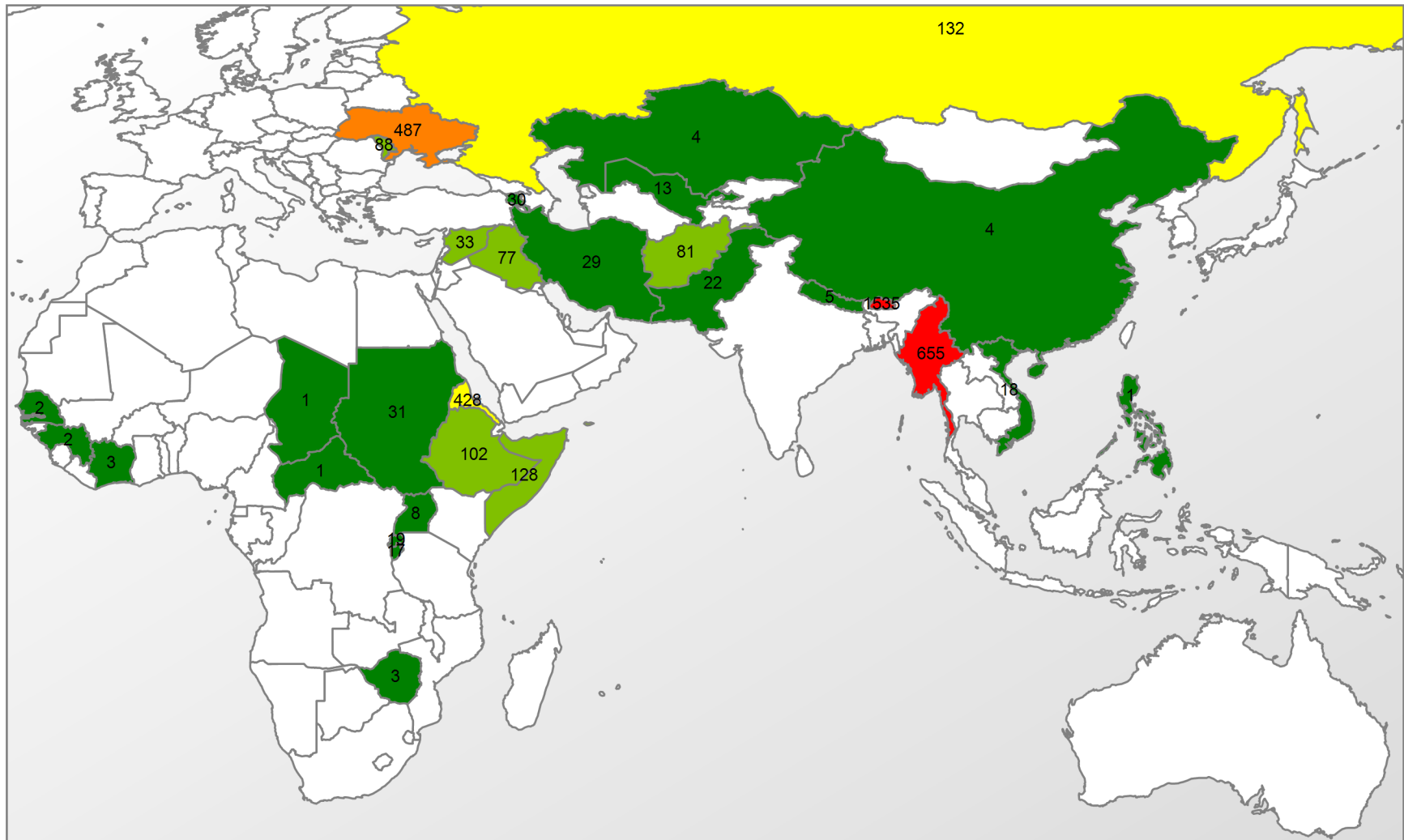


Department of State
 Bureau of Population, Refugees, and Migration
 Office of Admissions - Refugee Processing Center
 Refugee Arrivals by Nationality

For the Reporting Period of October 1, 2017 through December 31, 2017

Cases: 2,169 Individuals: 5,323

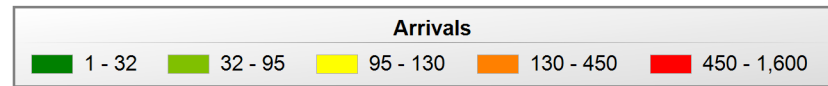
Country of Nationality



Department of State
Bureau of Population, Refugees, and Migration
Office of Admissions - Refugee Processing Center
Refugee Arrivals by Nationality

For the Reporting Period of October 1, 2017 through December 31, 2017

Country of Nationality
Latin America



Department of State
Bureau of Population, Refugees, and Migration
Office of Admissions - Refugee Processing Center
Refugee Arrivals by Nationality

For the Reporting Period of October 1, 2017 through December 31, 2017

Cases: 2,169 **Individuals:** 5,323

Nationality	Case	Inds
Afghanistan	35	81
Armenia	13	30
Belarus	19	50
Bhutan	624	1,535
Burma	267	655
Burundi	5	17
Central African Republic	1	1
Chad	1	1
China	4	4
Colombia	12	24
Dem. Rep. Congo	380	1,154
El Salvador	74	113
Eritrea	230	428

Nationality	Case	Inds
Ethiopia	51	102
Guinea	1	2
Honduras	1	3
Iran	18	29
Iraq	39	77
Ivory Coast	1	3
Kazakhstan	2	4
Moldova	37	88
Nepal	5	5
New Zealand	1	5
Pakistan	10	22
Philippines	1	1
Republic of South Sudan	3	11

Nationality	Case	Inds
Russia	48	132
Rwanda	8	19
Senegal	2	2
Somalia	59	128
Sri Lanka (Ceylon)	2	4
Sudan	10	31
Syria	14	33
Uganda	8	8
Ukraine	171	487
Uzbekistan	4	13
Vietnam	7	18
Zimbabwe	1	3

*Please note Special Immigrant Visa (SIV) recipients who have elected and received U.S. Refugee Admissions Program (USRAP) Reception and Placement (R&P) benefits are not included in this report.