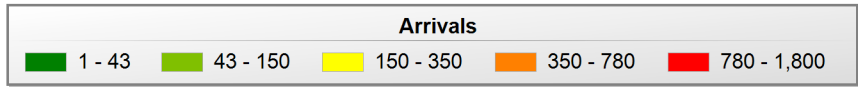
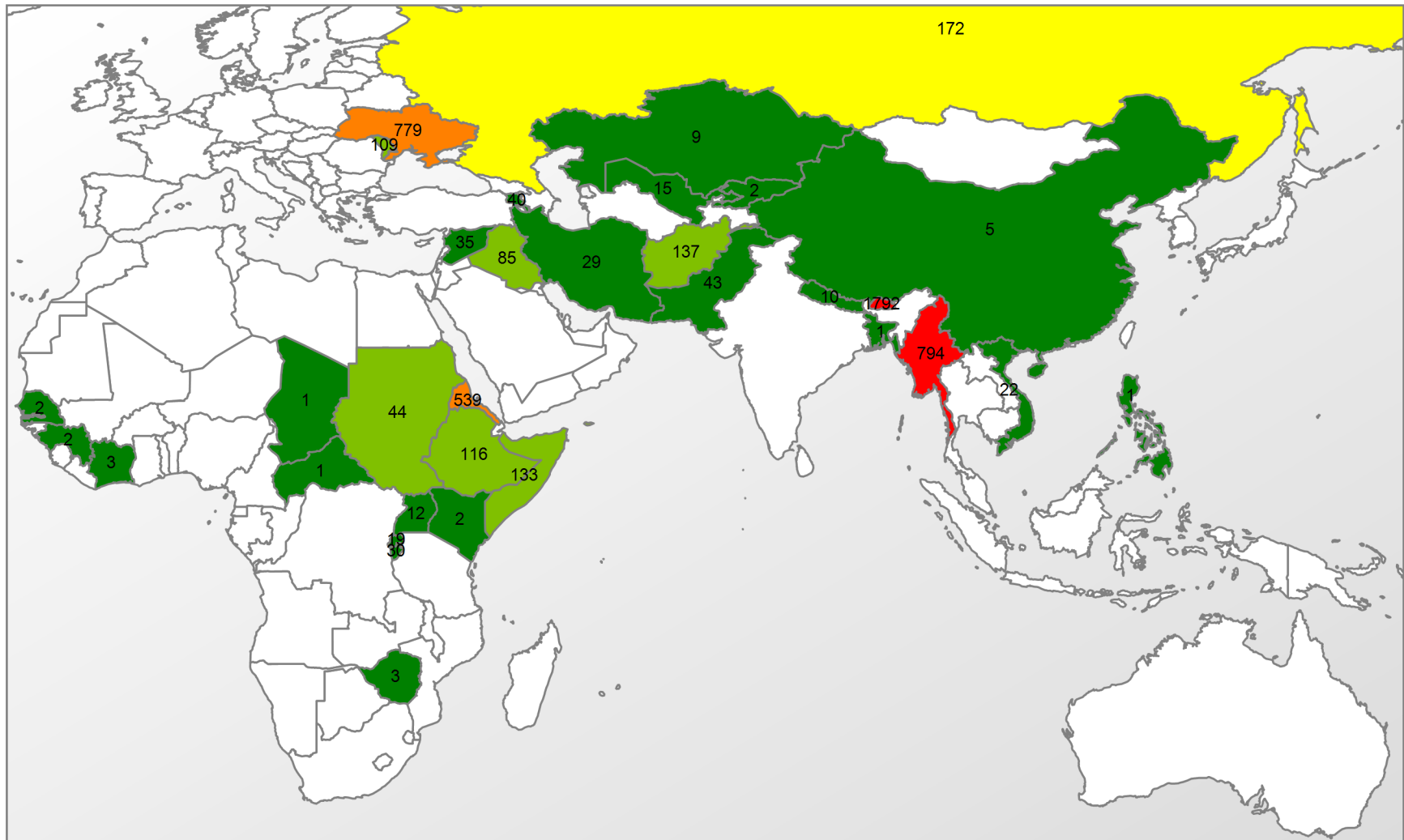


Department of State
 Bureau of Population, Refugees, and Migration
 Office of Admissions - Refugee Processing Center
 Refugee Arrivals by Nationality

For the Reporting Period of October 1, 2017 through January 31, 2018

Cases: 2,754 Individuals: 6,708

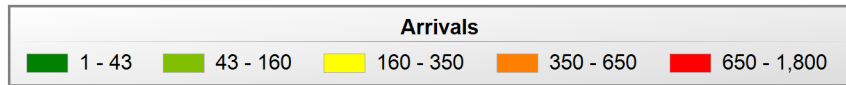
Country of Nationality



Department of State
Bureau of Population, Refugees, and Migration
Office of Admissions - Refugee Processing Center
Refugee Arrivals by Nationality

For the Reporting Period of October 1, 2017 through January 31, 2018

Country of Nationality
Latin America



Department of State
Bureau of Population, Refugees, and Migration
Office of Admissions - Refugee Processing Center
Refugee Arrivals by Nationality

For the Reporting Period of October 1, 2017 through January 31, 2018

Cases: 2,754 **Individuals:** 6,708

Nationality	Case	Inds
Afghanistan	64	137
Armenia	16	40
Bangladesh	1	1
Belarus	25	70
Bhutan	739	1,792
Burma	321	794
Burundi	10	30
Central African Republic	1	1
Chad	1	1
China	5	5
Colombia	16	28
Dem. Rep. Congo	468	1,422
El Salvador	117	164
Eritrea	293	539
Ethiopia	61	116

Nationality	Case	Inds
Guatemala	8	10
Guinea	1	2
Honduras	3	5
Iran	18	29
Iraq	45	85
Ivory Coast	1	3
Kazakhstan	5	9
Kenya	2	2
Korea, North	2	2
Kyrgyzstan	2	2
Moldova	43	109
Nepal	10	10
New Zealand	1	5
Pakistan	26	43

Nationality	Case	Inds
Philippines	1	1
Republic of South Sudan	3	11
Russia	61	172
Rwanda	8	19
Senegal	2	2
Somalia	62	133
Sri Lanka (Ceylon)	2	4
Sudan	14	44
Syria	16	35
Uganda	12	12
Ukraine	253	779
Uzbekistan	5	15
Vietnam	9	22
Zimbabwe	1	3

**Department of State
Bureau of Population, Refugees, and Migration
Office of Admissions - Refugee Processing Center
Refugee Arrivals by Nationality**

For the Reporting Period of October 1, 2017 through January 31, 2018

*Please note Special Immigrant Visa (SIV) recipients who have elected and received U.S. Refugee Admissions Program (USRAP) Reception and Placement (R&P) benefits are not included in this report.