

Elliott Lupp

# HINGE

*For Bowed-Dulcimer and  
Electronics*

2018

length - 6:30

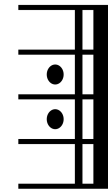
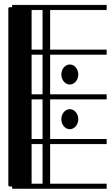
## Program Notes:

Hinge joins together acoustic and electroacoustic properties derived from the hammered-dulcimer to create an overall texture that exemplifies both separately, yet is for a majority of the time, perceptually unified. The work can also be thought of as a timbral exploration of the instrument; since in terms of its traditional timbral capabilities, the hammered-dulcimer can be “limiting”. By bowing the instrument as well as processing its sound in real time, the instrument’s timbral possibilities can be expanded upon. The work is also heavily reliant on the performer’s ability to improvise when given semi-improvisatory guidelines, adding to the live perception of the work.



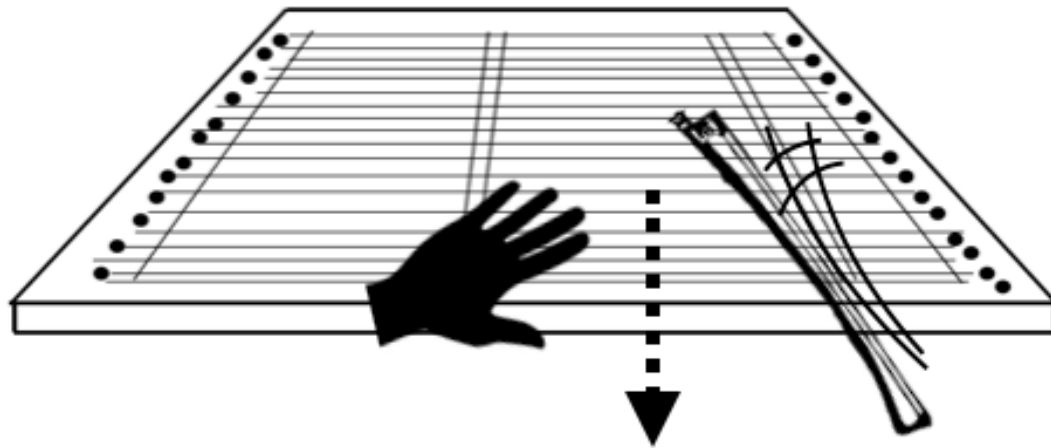
1

0:00 - 0:06




2

0:07 - 0:12

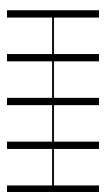


**Build intensity:** Hit the low strings CLB while muting with the left hand, but with the build in dynamic, move downward hitting the box of the instrument rather than the strings.

*ppp*



*fff*



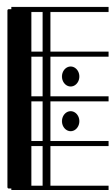
3

0:13 - 0:32

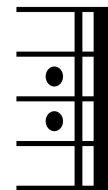
# IMPROV BOWING LEGATO

bring out harmonics

**Improvise bowing legato:** Utilize multiple strings. Explore register and utilize space between gestures.

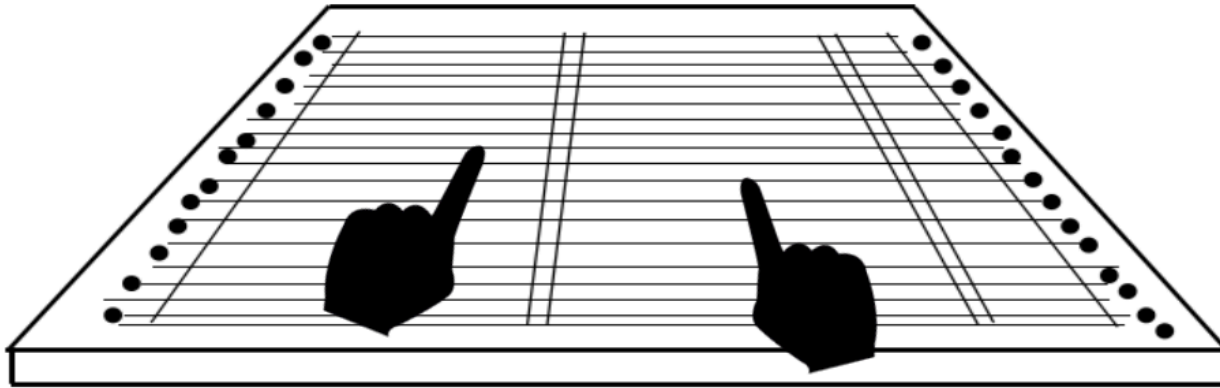


*ppp* — *mf*

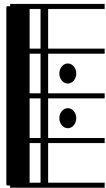


4

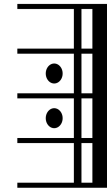
0:33 - 0:36



Pick with fingernail: Improvise plucking strings.  
Sparse.



*mf*

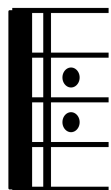


5

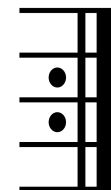
0:37 - 0:45

# IMPROV BOWING LEGATO

bring out harmonics



**Improvise bowing legato:** Utilize multiple strings. Explore register and utilize space between gestures.



*ppp*

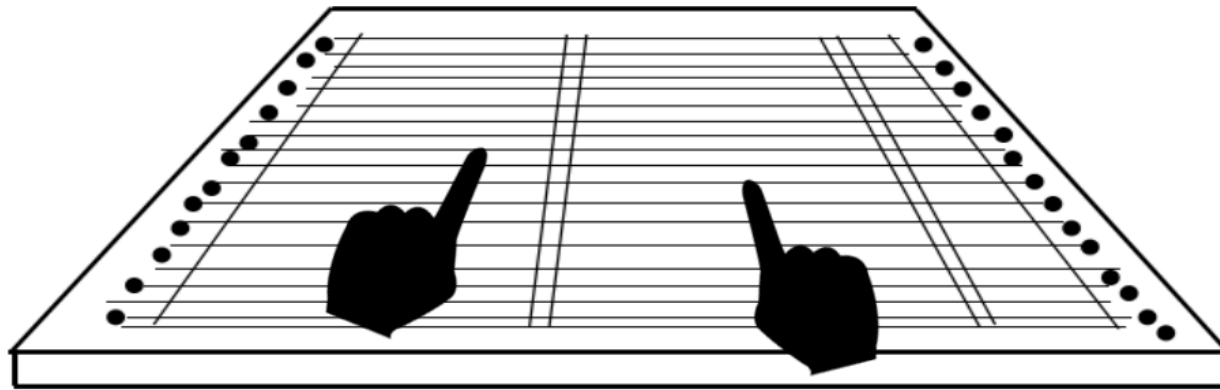
—

*mf*



6

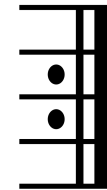
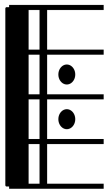
0:46 - 0:49



Pick with fingernail: Improvise plucking strings.

Sparse.

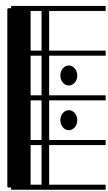
*mf*



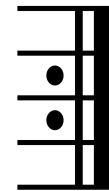
7

0:50 - 0:57

**IMPROV BOWING**  
**LEGATO**  
**bring out harmonics**



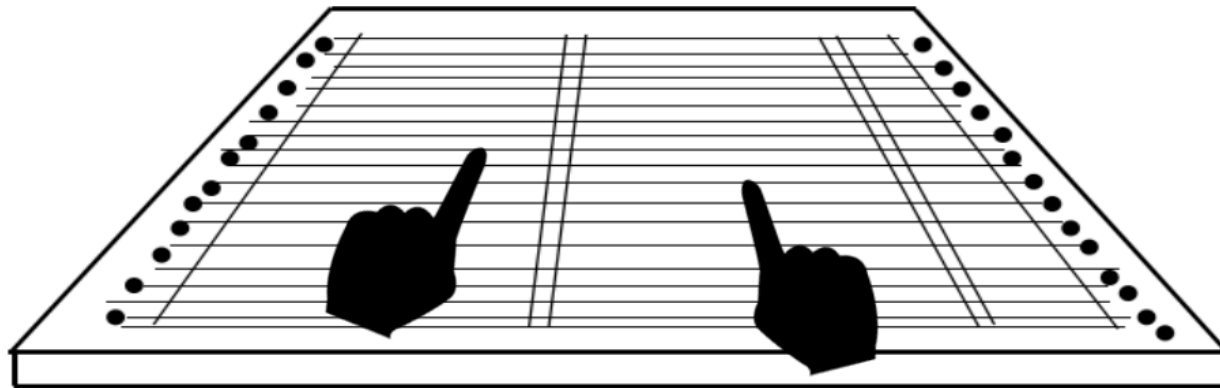
**Improvise bowing legato:** Utilize multiple strings. Explore register and utilize space between gestures.



*ppp*

8

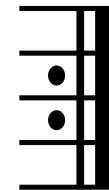
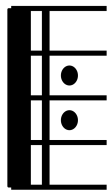
0:58 - 1:04



Pick with fingernail: Improvise plucking strings.

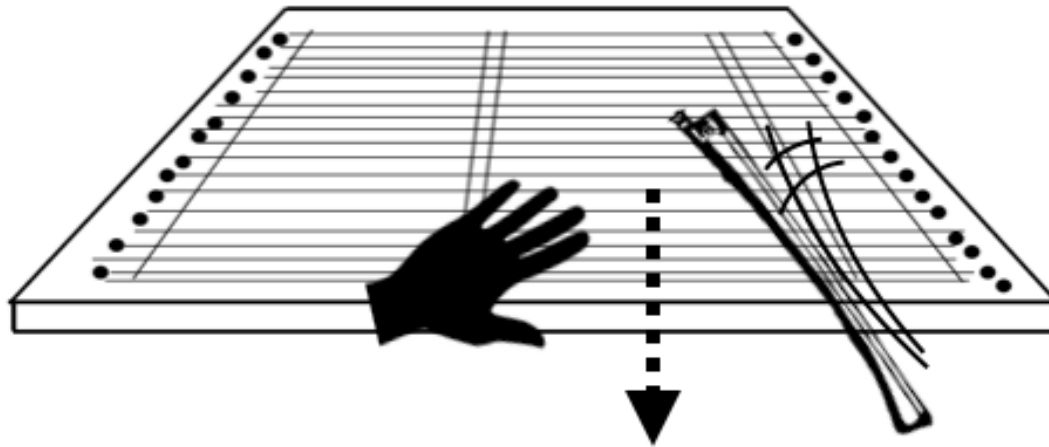
Sparse.

*mf*

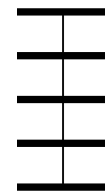
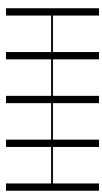


9


1:05 - 1:09



**Build intensity:** Hit the low strings CLB while muting with the left hand, but with the build in dynamic, move downward hitting the box of the instrument rather than the strings.



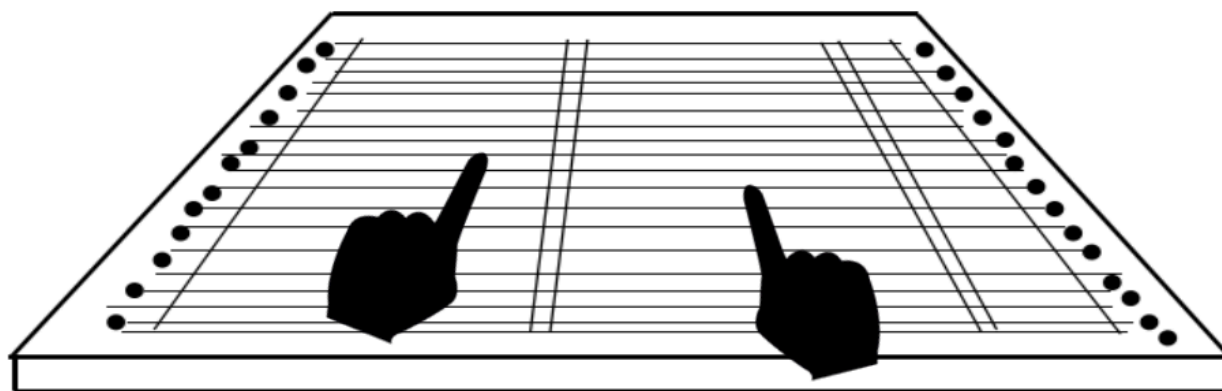
*ppp*



*f*

10

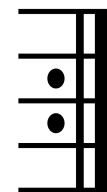
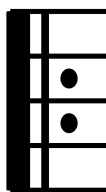
1:10 - 1:22



Pick with fingernail: Improvise plucking strings.

Sparse.

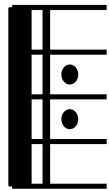
*mf*



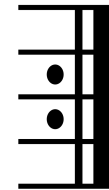
11

1:23 - 1:39

**IMPROV BOWING**  
**LEGATO**  
**bring out harmonics**



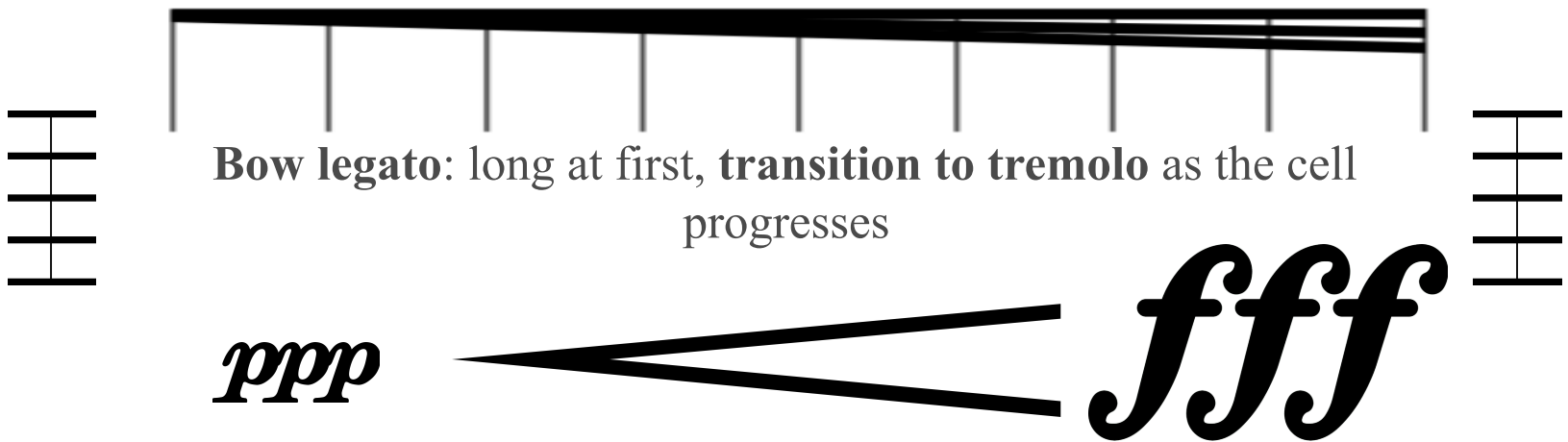
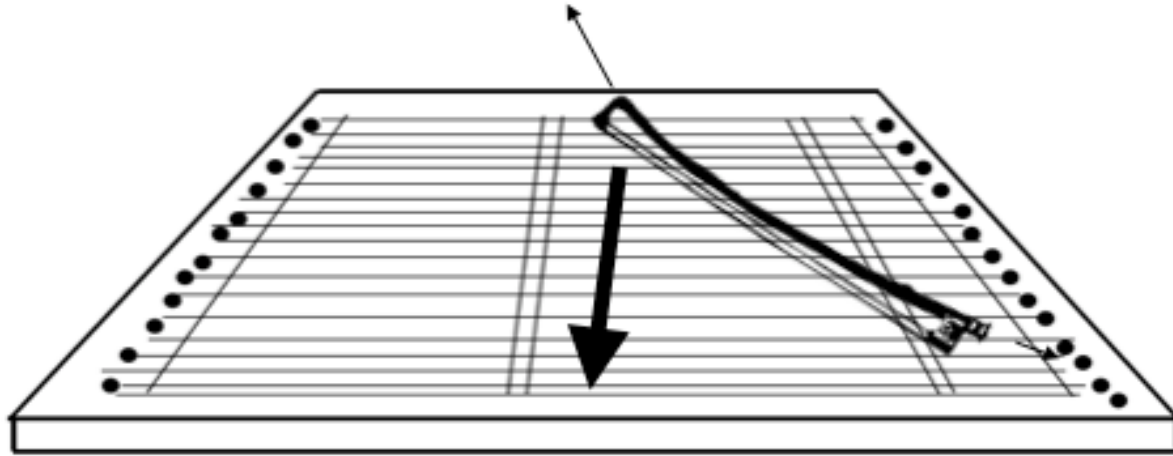
**Improvise bowing legato:** Utilize multiple strings. Explore register and utilize space between gestures.



*ppp*

12

1:40 - 2:00



Bow legato: long at first, transition to tremolo as the cell progresses

*ppp*

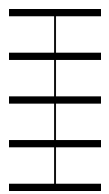
*fff*

13

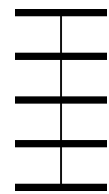
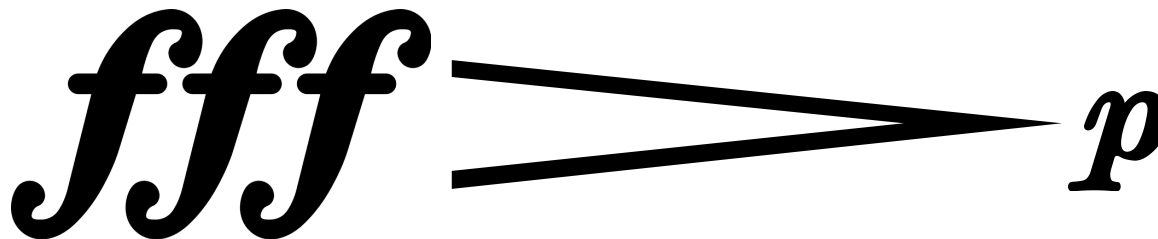
2:01 - 2:15

HIT CLB! THEN  
FULL IMPROV

frantic → calm



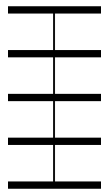
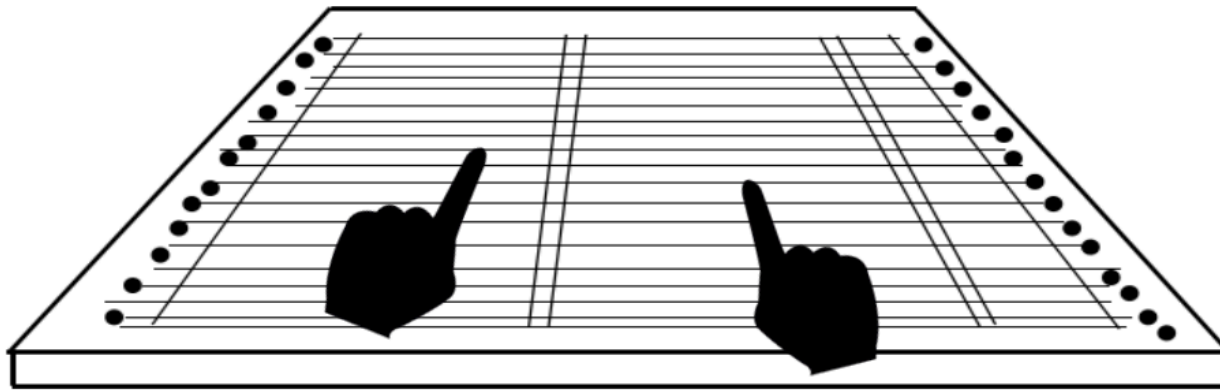
Full improv: Become more sparse over length of cell.



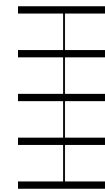


14


# 2:16 - 2:23



Still calming down: Become more sparse over length of cell.



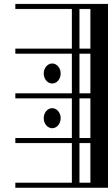
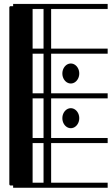
*p*



*ppp*

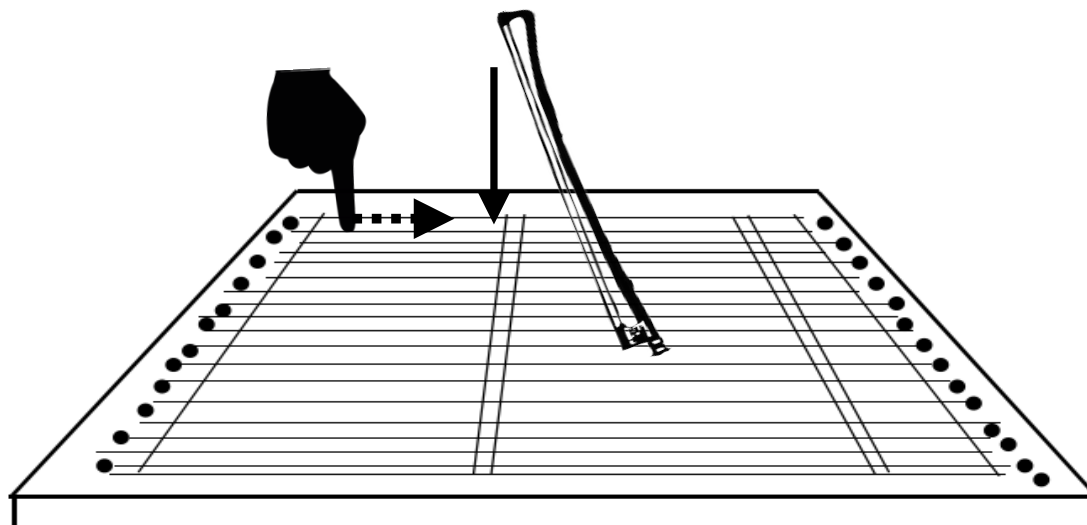
15

2:24 - 2:26

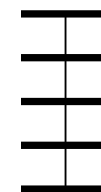
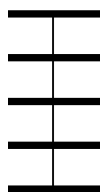




16

2:27 - 2:30



**Bow strings where indicated:** Slide finger to the right as **quickly as possible** while bowing tremolo. Stop bowing when finger almost touches bow. LET RING.

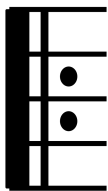


*ppp*  *mf* 

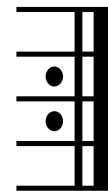
17

2:31 - 3:00

# IMPROV WITH LAST GESTURE



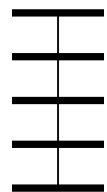
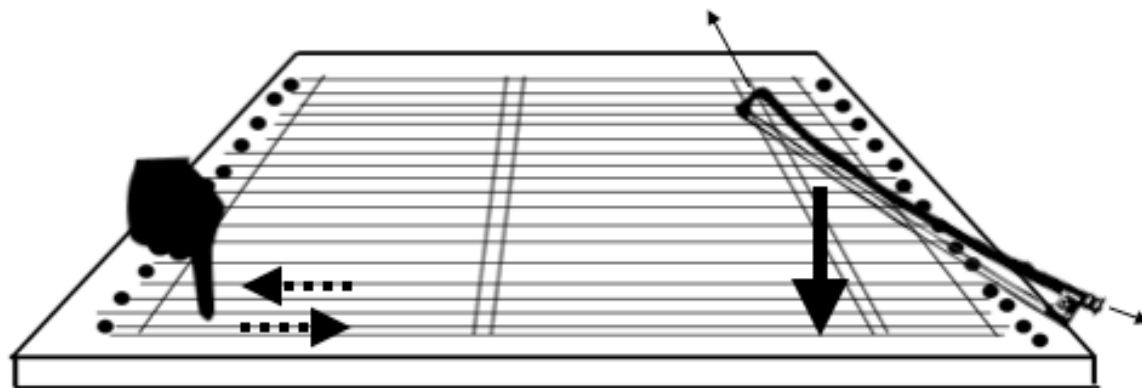
**Improvise utilizing the last gesture:** Utilize multiple strings. Explore register and utilize space between gestures.



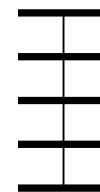
*ppp* — *mf*

18

3:01 - 3:13



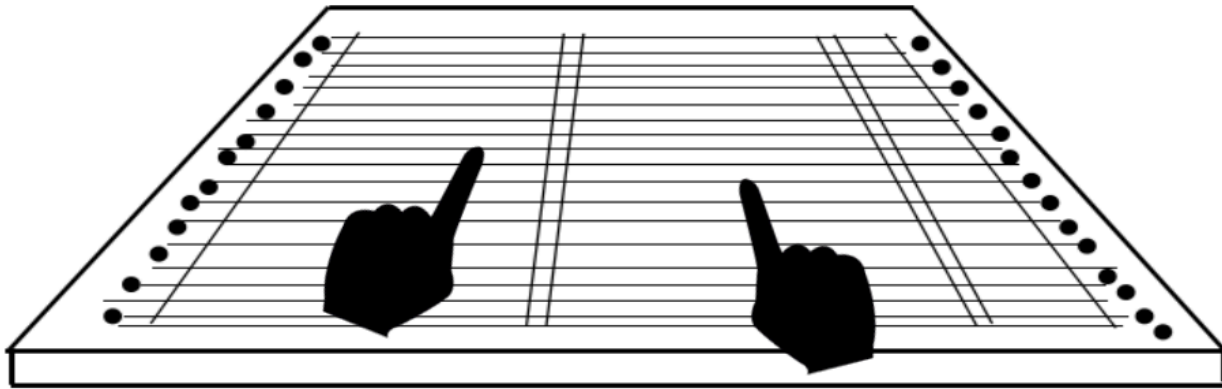
**Bow strings where indicated:** Bow legato. Improvise rhythm. Use your left hand to make the pitch waver.



o  $\sphericalangle$  *p*  $\sphericalangle$  o

19

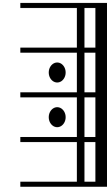
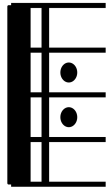
3:14 - 3:21



Pick with fingernail: Improvise plucking strings.

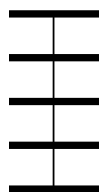
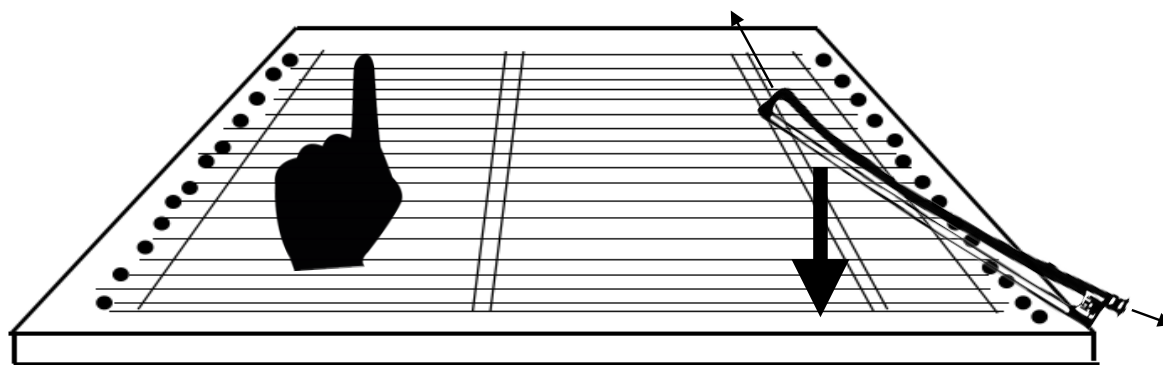
Sparse.

*mf*

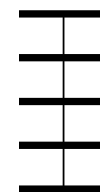


20

3:22 - 3:35



Bow strings - Then continue plucking with  
fingernail



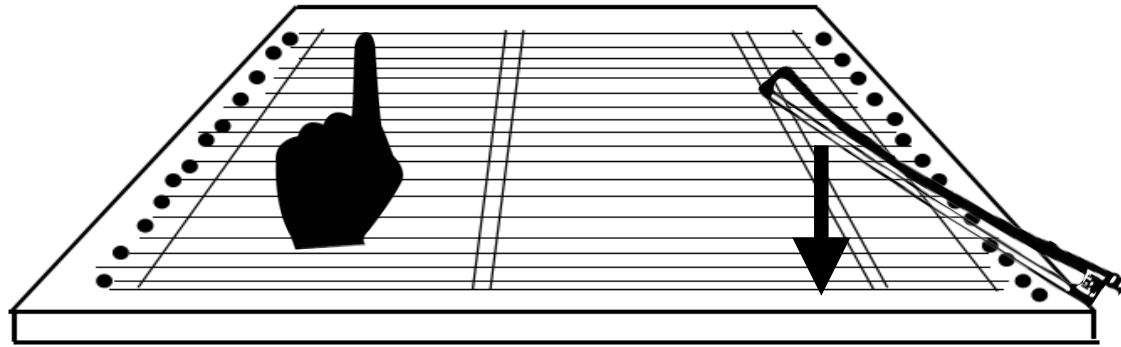
*mf*



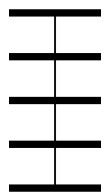
*ppp*

21

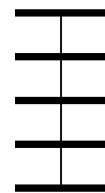
3:36 - 3:47



Bow strings - Then continue plucking with fingernail



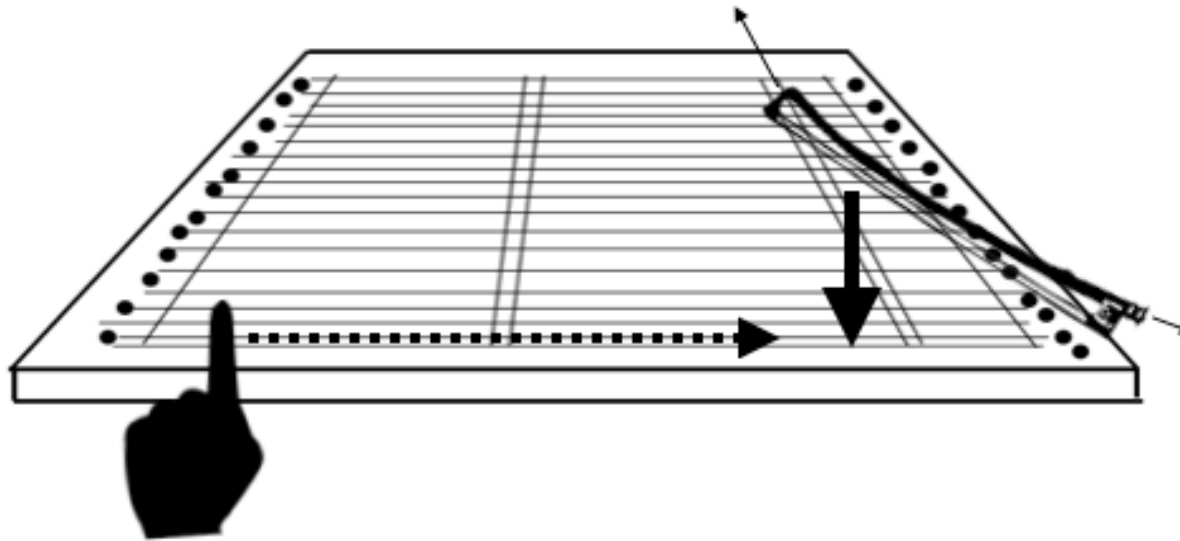
*ppp*  $\triangleleft$  *mf*  $\triangleright$   $\circ$





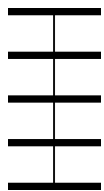
22

3:48 - 3:53



Bow strings where indicated: Bow legato. Improvise rhythm. Use your left hand to slide pitch upward.

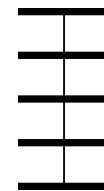
LET RING.



*ppp*



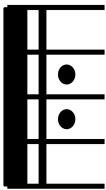
*mf*



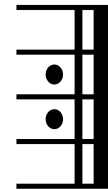
23

3:54 - 4:08

**IMPROV BOWING**  
**LEGATO**  
**bring out harmonics**



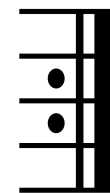
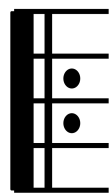
**Improvise bowing legato:** Utilize multiple strings. Explore register and utilize space between gestures.



*ppp*

24

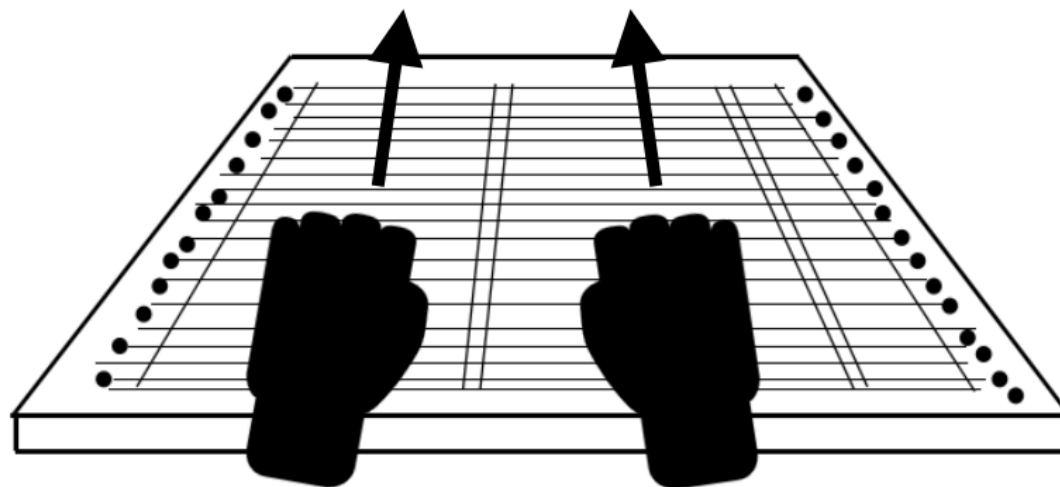
4:09 - 4:12



PLACE BOW  
DOWN

25

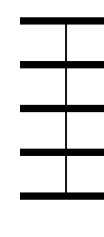
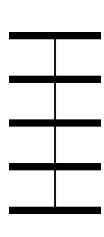
# 4:13 - 4:19



Scrape with top of nails, using palm and wrists to mute the strings

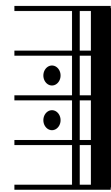
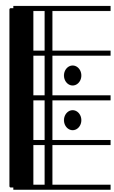
Scrape with top of nails: Move upward slowly. Use palms to mute strings completely.

*ppp*  $\leftarrow$  *p*  $\rightarrow$  *ppp*



26

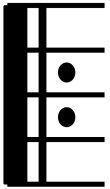
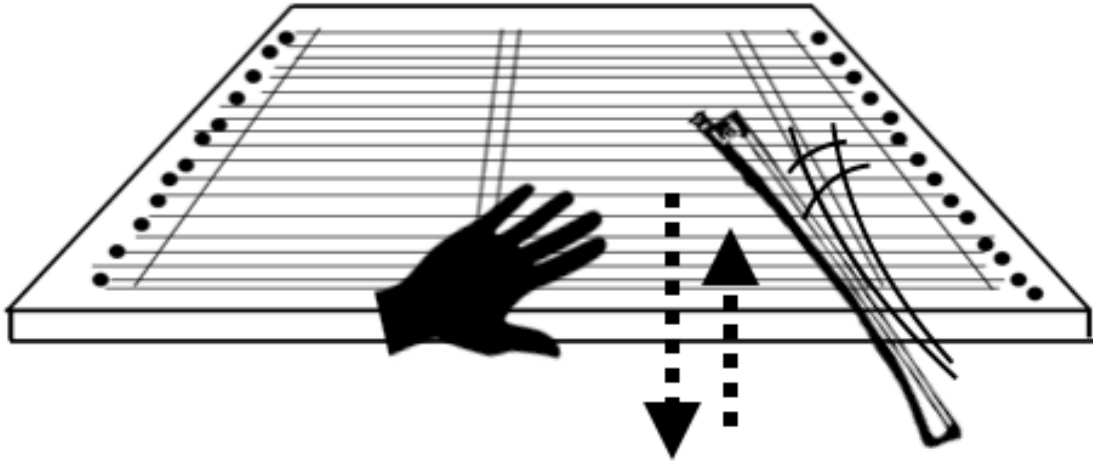
4:20 - 4:22



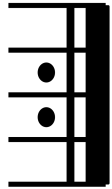
PICK BOW UP

27

# 4:23 - 4:44



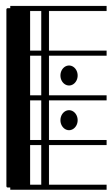
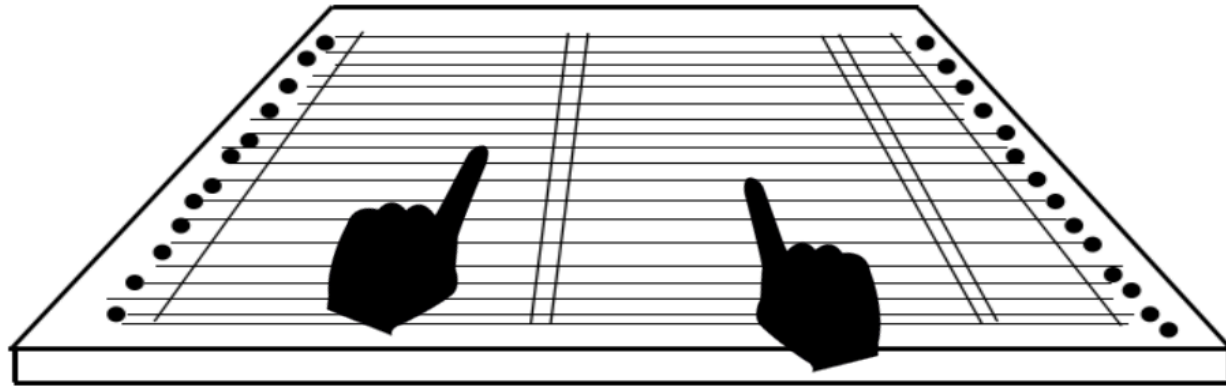
CLB: Hit the strings CLB while muting with the left hand, but with each build in dynamic, occasionally move downward hitting the box of the instrument rather than the strings. Improvise with space.



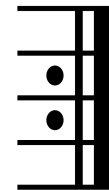
*ppp* < *mp* > *ppp*

28

4:45 - 4:48



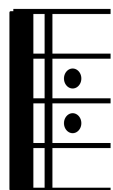
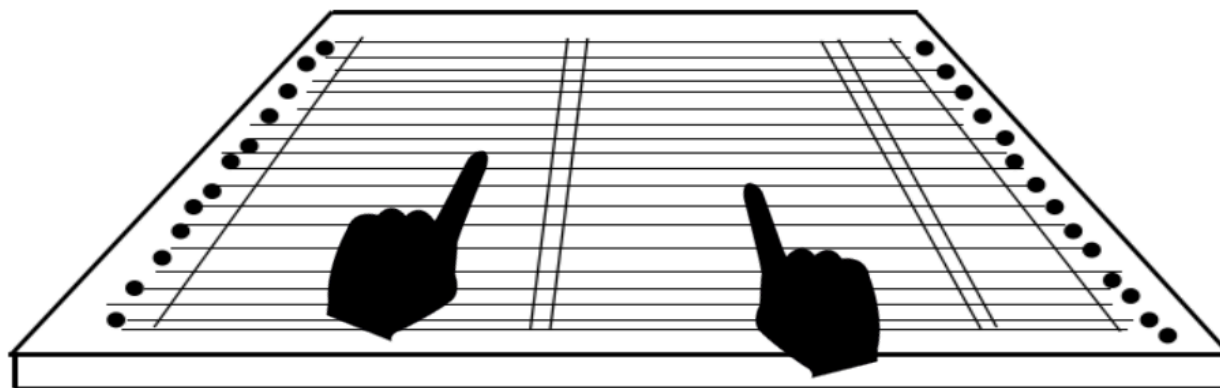
Pick with fingernail: Improve plucking strings.  
Semi- Dense.



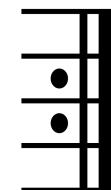
*mp*

29

4:49 - 5:04



Pick with fingernail: Improvise plucking strings.  
Semi- Dense.



*mf*



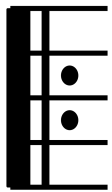
30

5:05 - 5:12

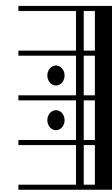
# IMPROV BOWING LEGATO

bring out harmonics

**Improvise bowing legato:** Utilize multiple strings. Explore register and utilize space between gestures.

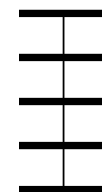
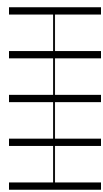
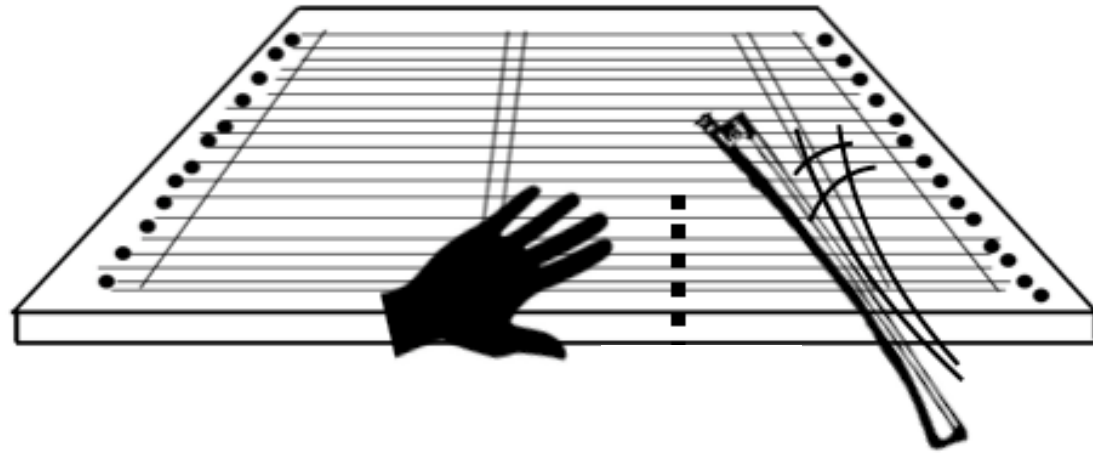


*ppp* — *mf*



31

5:13 - 5:16



**Build intensity:** Hit the low strings CLB  
while muting with the left hand.

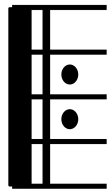
*ppp*  *mf*  *ppp*

32

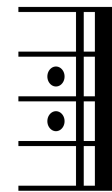
5:17 - 5:34

FULL IMPROV

use CLB, Picking, bowing

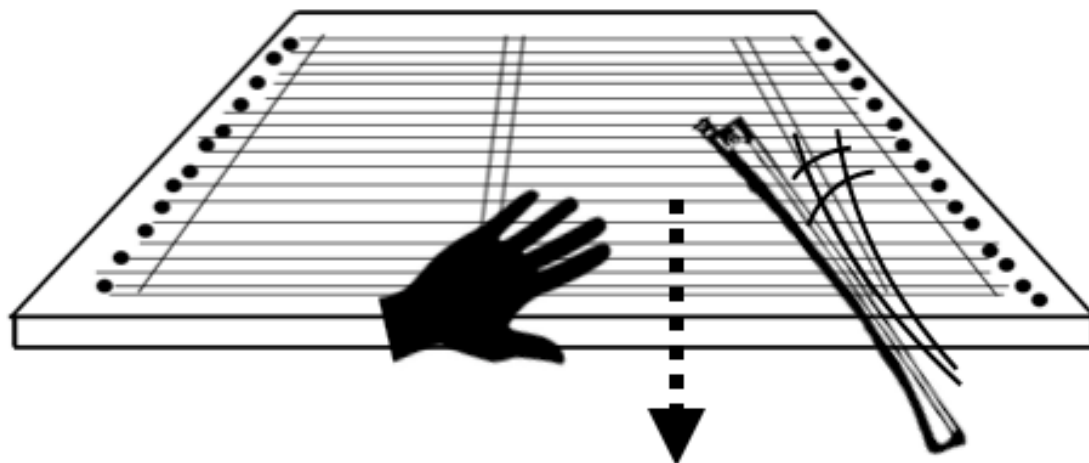


*ppp* — *mf*




33

5:35 - 5:42



**Build intensity:** Hit the low strings CLB while muting with the left hand, but with the build in dynamic, move downward hitting the box of the instrument rather than the strings.

*ppp*



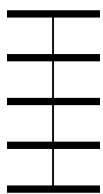
*fff*

34

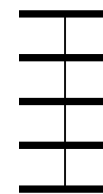
5:43 - 5:55

HIT CLB! THEN  
FULL IMPROV

frantic

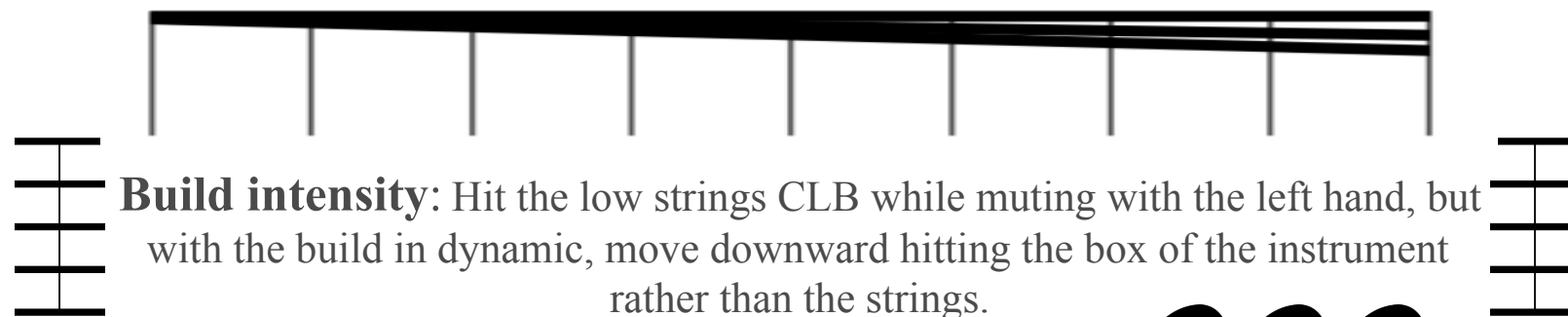
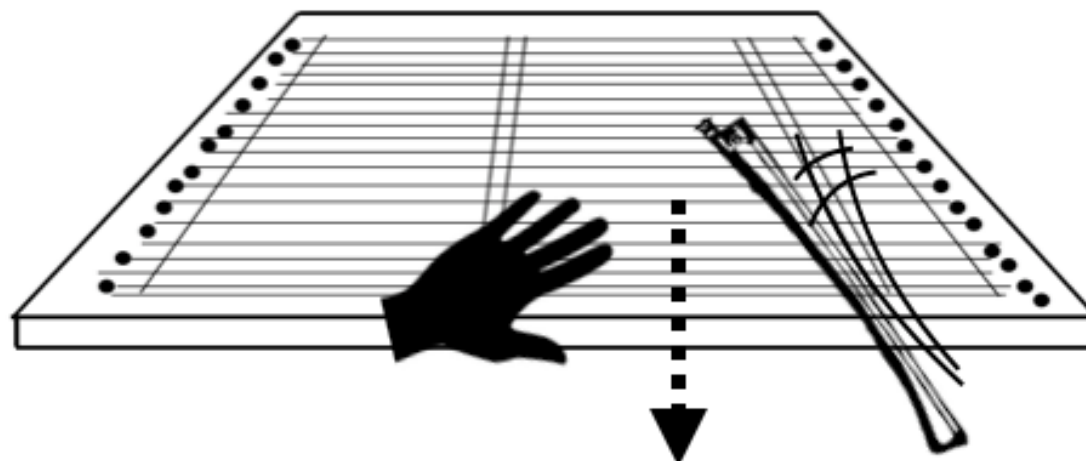


*fff*




35

5:56 - 5:58



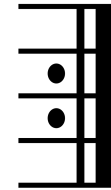
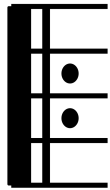
*ppp*



*fff*

36

5:59 - 6:02



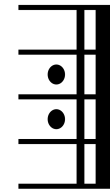
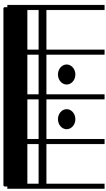
37

6:03 - 6:19

# IMPROV BOWING LEGATO

bring out harmonics

**Improvise bowing legato:** Utilize multiple strings. Use high register and utilize space between gestures.

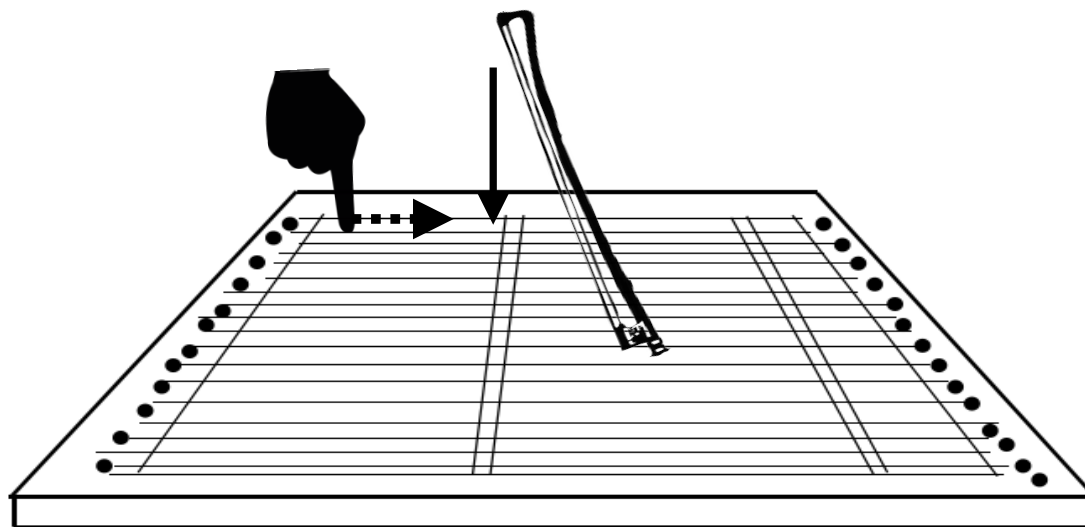


*fff*

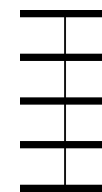
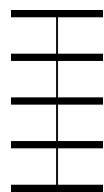


38

6:20 - 6:23



Bow strings where indicated: Slide finger right while bowing aggressively.



*fff*

39

**6:24 - 6:30**

**END**