

2017

Tax & Money
SERIES

EDITION

MINISTERS' TAXES MADE EASY

Federal, state, and other reporting made easy.



by Dan Busby
Michael Martin
John Van Drunen



Servant Solutions

Compliments of
Servant Solutions



Dan Busby is president of ECFA, an organization that accredits Christ-centered churches and ministries in the areas of governance, financial management, and gift administration. ECFA's seal enhances the trust of givers, which increases generosity, and provides greater resources to help fulfill the Great Commission. Founded in 1979, ECFA now accredits over 2,100 churches and ministries across the United States. Together, these organizations have annual revenue of \$25 billion.

Dan frequently speaks nationally on church and ministry issues. He has authored or co-authored six titles with more than 50 total volumes. His latest book is *TRUST: The Firm Foundation for Kingdom Fruitfulness*. He has been recognized for the years 2010, 2011, 2012, 2013, 2014, and 2015 on the *NonProfit Times*' Power & Influence Top 50 list and honored in the Hall of Fame of the National Association of Church Business Administration.

Dan served as a member of the Commission on Accountability and Policy for Religious Organizations, a national legislative advisory commission convened to address legislative proposals to the U.S. Congress for the nonprofit sector.



Michael Martin serves as ECFA's vice president and legal counsel. He graduated with a bachelor of arts in government, summa cum laude, from Oral Roberts University and a juris doctor from Regent University School of Law, where he was editor-in-chief of the Regent University Law Review.

Michael is passionate about helping churches and ministries with legal and tax-related issues and compliance with ECFA standards. In addition to authoring and reviewing articles and other resources featured in ECFA publications, he assists with member compliance and leads ECFA's church initiative.

Beginning with the 2013 edition, Michael co-authored the *Zondervan Minister's Tax & Financial Guide* and the *Zondervan Church and Nonprofit Tax & Financial Guide* with Dan Busby and John Van Drunen.



John Van Drunen is executive vice president and general counsel of ECFA, with a bachelor of arts in accounting, magna cum laude, from Anderson University and a juris doctor from Regent University School of Law.

John oversees the compliance process for ECFA including renewals, applications, compliance concerns, and site visits, in addition to serving as in-house general counsel.

John was extensively involved in the work of the Commission on Accountability and Policy for Religious Organizations and the Religious Organizations Accounting Committee.

Beginning with the 2010 edition, John co-authored the *Zondervan Minister's Tax & Financial Guide* and the *Zondervan Church and Nonprofit Tax & Financial Guide* with Dan Busby and Michael Martin.

Contents

Recent Developments.....	3
Key Federal Tax Limits, Rates, and Other Data.....	6
Introduction to Ministerial Compensation	
The Tax System for Ministers.....	7
The Four Key Elements of Ministerial Compensation	
The Housing Allowance.....	11
Compensation and Fringe Benefits	18
Business and Professional Expenses	24
Income and Social Security Taxes	30
Completing the Form 1040	
Form 1040 – Line by Line.....	32
Sample Income Tax Returns	
Example No. 1: Minister-Employee for Income Tax Purposes (Accountable Plan).....	36
Example No. 2: Minister-Employee for Income Tax Purposes (Nonaccountable Plan).....	46
2017 Filing Dates.....	64
Citations.....	65
Index.....	66

Appreciation — The authors express their sincere appreciation to Mr. Michael Batts, CPA and managing shareholder, Batts Morrison Wales & Lee, P.A., Orlando, FL, and the staff of the firm for their valued assistance in reviewing the two sample tax returns included in this guide.

This publication is designed to provide accurate and authoritative information regarding the subject matter covered. The text has been significantly excerpted from the *Zondervan Minister's Tax & Financial Guide*, 2017 edition. It is distributed with the understanding that neither the publisher nor the authors are engaged in rendering legal, accounting, or other professional services. If legal advice or other expert assistance is required, the services of a competent professional person should be sought.

Every effort has been made to make the materials in this text current as of the date of publication. Federal tax law, however, is subject to change. Congress can modify the law as it has on numerous occasions over the years. Also, court decisions and IRS rulings can significantly affect the application of federal tax laws. Such changes may affect the accuracy of this publication.

© 2017 ECFA (Evangelical Council for Financial Accountability)

All rights reserved. No part of this publication may be reproduced in any form without written permission from ECFAPress, 440 West Jubal Early Drive, Suite 100, Winchester, VA 22601 (ECFA.org).

ECFA, ECFAPress, the ECFA logo, and the ECFAPress logo are trademarks of the Evangelical Council for Financial Accountability.

ISBN: 978-1-936233-61-8

Recent Developments

Ministers continue to be faced with a plethora of tax and finance developments. A summary of some of the more significant developments follow (see the “In the News” link at ECFA.org for current updates on these issues and much more):

Judge blocks new overtime rule. The U.S. Department of Labor’s (DOL) final overtime rule, updating the salary threshold required for the executive, administrative, and professional (“white collar”) exemption available under the federal Fair Labor Standards Act (FLSA), was scheduled to be effective December 1, 2016. This rule would have raised the salary threshold from \$455 per week (\$23,660 for a full-year worker) to \$913 per week (\$47,476 for a full-year worker), effective December 1, 2016. Such a substantial increase could have potentially imposed significant financial burdens on churches and ministries.

A federal judge for the U.S. District Court for the Eastern District of Texas blocked the DOL’s new overtime rule. Judge Amos Mazzant ruled, on November 22, 2016, that the DOL exceeded its legal authority in implementing the new rule.

For now, churches may continue to follow the existing overtime rules. The injunction applies until Judge Mazzant issues a full ruling on the validity of the new pay regulations. If he rules that the new overtime rule is invalid, the decision could be appealed to a higher court, although this appears to be unlikely.

It is important for churches to remain attentive to the existing overtime rules. This is an excellent opportunity to examine and update pay practices, to ensure legal compliance and address employment compensation matters.

Housing benefits for ministers are back under attack. Freedom From Religion Foundation (FFRF) has filed a new lawsuit in federal court challenging the constitutionality of the ministers’ housing exclusion.

Under current law (IRC, 107), qualified ministers may exclude from income tax, within certain limits, the rental value of church-provided housing or housing allowances for ministers owning or renting their homes. FFRF charges the law unconstitutionally provides “preferential and discriminatory tax benefits” and violates equal protection principles.

This attack on the housing exclusion is just the latest attempt by FFRF, a group which describes itself as a promoter of nontheism and separation between church and state. In 2014, a U.S. Appeals Court denied a similar challenge by FFRF on the procedural ground of standing.

The court concluded FFRF could not proceed with its case at the time because its leadership had not suffered any “concrete and particularized” injury. In other words, FFRF could not sue because its leaders were never actually denied the benefit of a housing allowance from the IRS. The court went on to suggest, however, that FFRF may have standing if its leaders were to pay income taxes on a designated housing allowance, claim a refund from the IRS, and then sue if the IRS rejected or failed to act upon their claims.

According to the latest court filings, FFRF appears to have followed the appeals court’s roadmap in bringing this suit. It claims standing is now met because its leaders have paid taxes on designated housing allowances and been denied refunds after requesting them from the IRS.

Interestingly, the federal government who has the responsibility for defending this provision of the tax code conceded in its first filing in the case that based on its understanding of the facts FFRF has the legal standing required to challenge the housing allowance exclusion (while maintaining there is no standing to challenge the exclusion for parsonages). While this is simply a procedural update—there has been no decision by the court on the merits—it is an important one. FFRF’s previous attack on the housing allowance was ultimately rejected by the appeals court based on standing.

With standing now conceded by the federal government in this case, this removes an important barrier to allowing FFRF to proceed for the time being with its latest challenge to the housing allowance at the federal district court level.

What is the immediate impact for ministers and churches? This lawsuit is still in the early stages. The mere filing of the case and initial briefs by the parties do not have any effect on ministers who are eligible for the housing exclusion under current law.

Heightened procedures now apply to church employment tax audits. For decades, federal law has required the IRS to follow strict guidelines in the process of auditing churches for compliance with rules related to maintaining their tax-exempt status (“Church Audit Procedures Act,” IRC 7611).

Now these heightened audit procedures will also apply in the context of employment tax audits, according to an internal IRS memo. One practical result of this change may be less church employment tax audits as the IRS has yet to officially revise regulations that have been years in the making to specify who is “an appropriate high-level Treasury official” to approve tax inquiries and examinations.

IRS withdraws controversial proposed gift substantiation alternative. Opposition was overwhelming to a recent IRS proposal related to charitable gift substantiation rules under the tax law.

The proposal would have allowed—but not required—nonprofits to annually file a new form with the IRS as an alternative to providing donors with written charitable gift acknowledgments to substantiate their single contributions of \$250 or more for tax deductibility purposes.

The IRS withdrew its proposed gift substantiation alternative after receiving nearly 38,000 public comments.

The primary concerns with the proposal were related to donor privacy and identity theft because the new reporting form would have required nonprofits to keep donor taxpayer identification numbers (social security numbers) on file to report to the federal government.

Changes coming soon to presentation standards for Not-for-Profit Financial Statements. The Financial Accounting Standards Board (FASB) has just announced the first major changes in over 20 years to its standards governing financial statement presentation by not-for-profits, including churches and ministries.

The stated goal: improving the standards “to provide better information to donors, grantors, creditors, and other users of financial statements.”

Amendments to the standards are focused on four key areas: (1) net asset classification, (2) information about liquidity and availability of resources, (3) information about expenses and investment return, and (4) presentation of operating cash flows.

The changes become effective for Generally Accepted Accounting Principles (GAAP)-prepared financial statements for fiscal years beginning after December 15, 2017, and for interim periods within fiscal years beginning after December 15, 2018. See FASB In Focus - Not-for-Profit Entities (Topic 958) released August 18, 2016, for more details.

ACA updates impacting ministers’ 2016 taxes. As changes from the Affordable Care Act (ACA) continue to roll out, there are two developments in particular that ministers may notice this year in preparing their tax returns.

- 1. Rising “individual mandate” penalty.** The first is the increased penalty related to the individual mandate. As of January 1, 2014, most ministers were required to maintain “minimum essential” health care coverage as defined by the law or be subject to a penalty tax known as the individual shared responsibility payment. For 2016, this penalty is the greater of (1) a flat rate of \$695 per adult and \$347.50 per child (up to \$2,085 for a family), or (2) 2.5% of household income, whichever is greater. The penalty is calculated based on the number of months in the year that the taxpayer is without the required coverage, and a taxpayer will not be penalized for a single gap in coverage less than three months. Individual shared responsibility payments are made along with the filing of federal income tax returns. Most ministers can avoid these penalties by obtaining health care coverage through their employer’s plan or purchasing “Bronze” level coverage through a government exchange (or equivalent coverage through a private insurer).
-

- 2. Forms related to health insurance coverage.** Ministers who have obtained health insurance through the federal exchange will continue to receive Form 1095-A from the government. Those who are covered under an employer-sponsored health insurance plan may receive Form 1095-B, verifying that they have received ACA-compliant coverage, and Form 1095-C, providing additional details about the health benefits provided by the employer to the employee. Reporting on Forms 1095-B and 1095-C is only required by large employers (those with fifty or more full-time equivalent employees), but the information may also be voluntarily furnished by smaller employers.

To learn more about ACA rules and changes, visit HealthCare.gov and IRS.gov/affordable-care-act.

Changes coming for Social Security in 2017. Here are some of the key changes coming from the Social Security Administration (SSA) for 2017:

- Higher income taxpayers are going to be paying more into the Social Security program. The annual payroll tax earnings cap dictates what earned income is subject to the 12.4 tax that funds Social Security. For 2017, we are going to see a change in the cap as it rises to \$127,200 from \$118,500.
- The full retirement age (FRA) has begun to increase for new retirees. It has been over three decades since Congress passed legislation to alter the full retirement age—the age at which you become eligible for 100% of your monthly benefit. Beginning in 2017, the FRA is slated to increase by two months for those born in 1955, to 66 years and 2 months.
- Seniors who file for benefits prior to reaching their full retirement age are subject to having some, or all, of their benefits withheld by the SSA if they earn too much. In 2016, early filers who had not reached their FRA, and would not do so during the year, would have \$1 in benefits withheld for each \$2 in earned income over \$15,720. For persons hitting their FRA during 2016, but who had not yet done so when they filed, \$1 in benefits could be withheld for each \$3 in earned income above \$41,880. These thresholds have been pushed up to \$16,920 and \$44,880, respectively for 2017.

Study shows pastors often suffer in silence on financial issues, lack necessary resources. The National Association of Evangelicals (www.NAE.net) released the results of a new study in 2016 revealing the extent to which many pastors are struggling in their personal finances and do not know where to turn for the right tools and resources on managing their personal and church finances. According to the study, the problems were most pronounced with pastors serving in smaller congregations, which make up the vast majority of churches across the United States.

The following findings are just a few of the most telling from the full report available at NAE.net/pastorresearch:

- Half of the pastors serve in churches with annual budgets under \$125,000 that must cover the cost of the church facilities, programs, and pastor/staff payroll.
- Fifty percent of pastors receive less than \$50,000 per year in compensation with 30% having student loan debt averaging \$36,000.
- When asked to rank their financial concerns, 92% identified lack of retirement savings, 84% felt they did not have needed funds for emergencies and larger purchases, 60% were concerned about medical insurance/bills, and 54% were concerned about lack of college savings for their children's education.
- Over 85% of pastors said they did not receive financial training from their seminary. Many pastors (37%) are not familiar with what resources their denomination offers for personal finances.

It is our prayer that the practical information and tips included in this guide will be useful to you as a pastor in eliminating confusion about some of the most common tax questions and in leveraging your compensation to yield the best possible stewardship outcome.

For more helpful resources like these for you and your church including articles, webinars, videos, and more, visit ECFA.church.

Key Federal Tax Limits, Rates, and Other Data			
	2015	2016	2017
Standard deductions, exemptions, and exclusions:			
Standard Deductions	Married-Joint Return \$12,600 Head of Household 9,250 Single 6,300 Married-Separate Returns 6,300	Married-Joint Return \$12,600 Head of Household 9,300 Single 6,300 Married-Separate Returns 6,300	Married-Joint Return \$12,700 Head of Household 9,350 Single 6,350 Married-Separate Returns 6,350
Personal & dependent exemption amount	\$4,000	\$4,050	\$4,050
Foreign earned income exclusion	\$99,200	\$100,800	\$101,300
Social security:			
SECA (OASDI & Medicare) rate	15.3% on wages up to \$250,000 married-joint, \$125,000 married-separate, and \$200,000 all others	15.3% on wages up to \$250,000 married-joint, \$125,000 married-separate, and \$200,000 all others	15.3% on wages up to \$250,000 married-joint, \$125,000 married-separate, and \$200,000 all others
OASDI maximum compensation base	\$118,500	\$118,500	\$127,200
Social security cost of living benefit increase	1.7%	0.0%	0.3%
Social security Full Retirement Age (FRA)	66 years	66 years	66 years
Medicare Part B premiums - Basic	\$104.90	\$104.90	
Earnings ceiling for social security (for employment before FRA; special formula in FRA year)	Below FRA: \$15,720 Over FRA: None	Below FRA: \$15,720 Over FRA: None	Below FRA: \$16,920 Over FRA: None
Earnings limit in year FRA attained	\$41,400	\$41,880	\$44,880
Benefits and contributions:			
Maximum annual contribution to defined contribution plan	\$53,000	\$53,000	\$54,000
Maximum salary deduction for 401(k)/403(b)	\$18,000	\$18,000	\$18,000
401(k) & 403(b) over 50 "catch up" limit	\$6,000	\$6,000	\$6,000
Maximum income exclusion for nonqualified plans in 501(c)(3) organizations (IRC 457)	\$18,000	\$18,000	\$18,000
IRA contribution limit – age 49 and below	\$5,500	\$5,500	\$5,500
– age 50 and above	\$6,500	\$6,500	\$6,500
Highly compensated employee limit	\$120,000	\$120,000	\$120,000
Maximum annual contribution to health flexible spending arrangements	\$2,500	\$2,550	\$2,600
Per diem and mileage rates and other transportation:			
Standard per diem: Lowest rates in continental USA	Lodging \$83 Meals & Incidentals \$46	Lodging \$89 Meals & Incidentals \$51	Lodging \$91 Meals & Incidentals \$51
Business auto mileage rate	57.5¢ per mile	54¢ per mile	53.5¢ per mile
Moving & medical auto mileage rate	23¢ per mile	19¢ per mile	17¢ per mile
Charitable auto mileage rate	14¢ per mile	14¢ per mile	14¢ per mile
Airplane mileage rate ⁽¹⁾	\$1.31 per mile	\$1.29 per mile	
Motorcycle mileage rate ⁽¹⁾	53¢ per mile	54.5¢ per mile	
Bicycle commuting rate	\$20 per month	\$20 per month	
Maximum value of reimbursement of business expenses (other than lodging) without receipt	\$75	\$75	\$75
Luxury automobile value (limit on use of cents-per-mile valuation of company automobile)	\$16,000	\$16,000	
Monthly limit on free parking	\$250	\$255	\$255
Transit passes/token – monthly tax-free limit	\$250	\$255	\$255
Other:			
Gift tax annual exclusion	\$14,000	\$14,000	\$14,000

⁽¹⁾ Privately owned vehicle mileage rates set by the U.S. General Services Administration

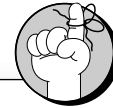
Note: In some instances, the rate for a particular year may apply to a tax return filed in a subsequent year.

Get the Big Picture

Six special tax provisions are available only to individuals who qualify as ministers under federal tax rules and who perform services that qualify in the exercise of ministry under federal tax rules.

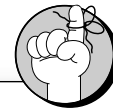
Special Tax Provisions for Ministers

1. Exclusion of the housing allowance for income tax purposes and the fair rental value of a church-owned parsonage provided rent-free to ministers.
2. Exemption of ministers from self-employment social security tax under very limited circumstances.
3. For social security tax purposes, treatment of ministers as self-employed as it relates to income from ministerial services.
4. Exemption of ministers' compensation from mandatory income tax withholding.
5. Eligibility for a voluntary income tax withholding arrangement between minister-employees and the church.
6. Potential "double deduction" of mortgage interest and real estate taxes as itemized deductions and as excludable housing expenses for housing allowance purposes for ministers living in minister-provided housing.



Remember

The major tax benefit for most ministers is the special housing allowance treatment.



Remember

There is some flexibility in applying certain ministerial tax provisions. For example, ministers are exempt from mandatory income tax withholding but can enter into a voluntary income tax withholding arrangement. However, if ministers qualify for the housing allowance, self-employment social security tax (using Schedule SE) applies, not FICA—this is not optional.

● Ministers Serving Local Churches

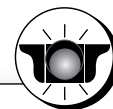
You may believe you are classified as a minister, your church may consider you as a minister, your denomination may classify you as a minister, but what does the IRS consider you? For tax purposes, the opinion of the IRS is the one that counts.

Determining whether you are classified as a minister for tax purposes is very important. It determines how you prepare your tax return for income and social security tax purposes. Qualified ministers are eligible for the housing allowance. This alone can exclude thousands of dollars from income taxation. Ministers calculate self-employment social security tax on Schedule SE and pay the tax with Form 1040. Nonministers have one-half of their social security tax (FICA) withheld from salary, and the church pays the other half.

How can I tell whether the IRS will treat me as a minister?

If you are employed by a church and are ordained, commissioned, or licensed and meet the following four tests, the IRS will generally consider you a minister. You

- administer the sacraments,
- are considered to be a religious leader by your church,
- conduct worship services, and



Caution

Determination of ministerial status is far from a precise matter. Only a review of all the pertinent facts and circumstances for a particular minister will assist in determining whether an individual will qualify for ministerial tax status.

- have management responsibility in the control, conduct, or maintenance of your church.

Based on guidelines issued by the IRS, some of the four tests, but not necessarily all, must be met in determining ministerial status. This flexible approach is beneficial to many ministers because some positions relating to music, education, youth, or administration will not meet all four tests.

There is no requirement that you must be qualified to perform and actually perform every sacrament. If you are qualified to perform certain sacraments and actually perform or could perform some of the sacraments on occasion, you will generally meet this test. A similar test applies to conducting religious worship and providing management services. If you currently conduct religious worship and provide management services, have done it in the past, or could do it in the future, the test will generally be met.

Job titles have little significance for tax purposes. A licensed, commissioned, or ordained minister may have a job title that implies a ministry function. However, the actual responsibilities of the position will determine if the four-factor test (see page 7) is met. Ministers performing services of a routine nature, such as those performed by secretaries, clerks, and janitors, generally do not qualify as a minister for tax purposes.

Because of the inconsistency of these rulings, ministers serving in a local church who do not clearly meet all four factors should review these matters with a qualified professional adviser before filing income tax returns.

● Ministers in Denominational, Administrative, and Teaching Positions

Ordained, commissioned, or licensed ministers not serving local churches may qualify as a “minister” for federal tax purposes in the following situations:

- Administration of religious denominations and their integral agencies, including teaching or administration in parochial schools, colleges, or universities that are under the authority of a denomination.
- Performing services for a parachurch organization based upon an assignment or designation by a church.

If a church does not assign or designate your services, you will qualify for the special tax treatments of ministers if your services substantially involve performing sacerdotal functions or conducting religious worship.

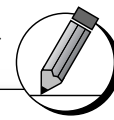
● Social Security Status of Ministers

Ministers engaged in the exercise of ministry are always treated as self-employed for social security tax purposes. Ministers pay social security under the Self-Employment Contributions Act (SECA)



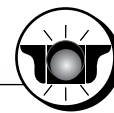
Warning

Individuals serving local churches must meet certain tests to qualify as a minister in the eyes of the IRS. The individual should generally be ordained, licensed, or commissioned.



Tip

Ministers employed by institutions that are an “integral agency” of a religious denomination are subject to special tax treatment if their position is in a teaching or administrative area.



Caution

Social security is one of the most confusing issues for many ministers. FICA-type social security never applies to an individual who qualifies as a minister for tax purposes. Stated another way, if a housing allowance has been designated for you, FICA tax should not be deducted from your pay—you are responsible to determine your social security tax by completing Schedule SE each year.

instead of the Federal Insurance Contributions Act (FICA). It is possible to become exempt from SECA only if you meet strict exemption requirements. The request for exemption must be filed using Form 4361 within a specified time from the beginning of your ministry. The request for exemption must be approved by the IRS (see page 31).

Your earnings that are not from the exercise of ministry are generally subject to social security tax under FICA or SECA as applied to all workers.

● Income Tax Status of Ministers

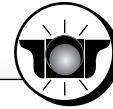
Are ministers employees or self-employed (independent contractors) for income tax purposes? The IRS considers virtually all ministers to be employees for income tax purposes. The income tax filing status has many ramifications for what and how churches and ministers report to the IRS.

The IRS often applies a common-law test to decide whether ministers are employees or self-employed for income tax purposes. Generally, you are an employee if your employer has the legal right to control both what you do and how you do it, even if you have considerable discretion and freedom of action. However, ministers who are employees of a church for income tax purposes may also be self-employed for income tax purposes with respect to certain services (baptisms, marriages, and funerals).

Determining if you are an employee or self-employed for income tax purposes will determine several other tax-related issues:

- ❑ Minister-employees must be given Form W-2 and report their compensation on page 1 of Form 1040. They are eligible to claim unreimbursed business expenses and expenses reimbursed under a nonaccountable plan on Schedule A (non-accountable plan reimbursements must be included in compensation on Form W-2). If you itemize deductions, business and professional expenses are deductible only to the extent that such expenses exceed 2% of adjusted gross income (AGI). Deductible business meals and entertainment expenses are limited to 50%.
- ❑ Accident, long-term care insurance, and qualified group health insurance premiums paid directly by a church or reimbursed by a church, after the minister provides substantiation, are not reportable as income to the minister-employee but must be reported as taxable income to the self-employed minister.

Minister-employees may deduct health, accident, and long-term care insurance premiums paid personally, and not reimbursed by the church, on Schedule A as a medical and dental expense, subject to a 10% limitation of adjusted gross income.



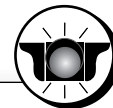
Caution

The IRS considers virtually all ministers as employees for income tax purposes. Employee income tax status actually is very beneficial to most ministers. Many fringe benefits are tax-free only to employees.



Key Issue

The defining court case on the topic of income tax status for ministers was a 1994 case in which a Methodist cleric took the position he was self-employed for income tax purposes. The Tax Court held that he was an employee for income tax purposes. A federal appeals court upheld the decision.



Caution

With rare exceptions, ministers should receive Form W-2 from their church or other employer. Few ministers qualify as independent contractors for income tax purposes (even though considered self-employed for social security tax purposes). A church or other employer generally has sufficient control over the minister to qualify for W-2 treatment.

The impact of a minister being considered self-employed for income tax purposes is generally very significant even if only health insurance is considered. Reporting these premiums as taxable (minister-employee) versus tax-free (self-employed minister for income purposes) can impact the minister's tax bill by thousands of dollars. If health insurance premiums are included in taxable income, a low-income minister might also have his or her earned income tax credit reduced or eliminated.

- Health savings accounts, health reimbursement arrangements, or flexible spending accounts are only available to ministers who are employees for income tax purposes.
- Group-term life insurance of \$50,000 or less provided by a church is tax-free to minister-employees but represents taxable income for self-employed ministers.
- A voluntary arrangement to withhold income tax may be used by minister-employees but may not be used by the self-employed.

● Recommended Filing Status

Virtually all ministers serving local churches qualify as employees for income tax purposes. It is wise to file as an employee for income tax purposes, unless you can clearly demonstrate that you qualify for self-employed status. Few ministers can substantiate filing as self-employed for income tax purposes.

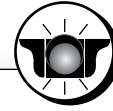
Even though ministers may take exception to the reporting of the church, the church has a responsibility under the law to determine the proper filing method and to proceed accordingly.

● Evangelists and Missionaries

The qualifications of itinerant evangelists for the special ministerial tax provisions are generally the same as for ministers serving local churches.

Most evangelists are self-employed both for income tax and self-employment social security tax purposes. The only exception is the evangelist who has formed a corporation and is an employee of the corporation. In this instance, the evangelist is an employee for income tax purposes, but remains self-employed for social security tax purposes.

Missionaries are also subject to the same rules to qualify for ministerial status for tax purposes. Qualifying for benefits such as a housing allowance is often not so important for minister-missionaries because of the foreign earned income exclusion. However, the question of ministerial tax status is vitally important to determine if ministers are subject to social security as employees or as self-employed persons. The foreign-earned income exclusion affects income tax but not social security tax.



Caution

If a church directly pays or reimburses health insurance premiums for a minister considered to be self-employed for income tax purposes, the payments are fully taxable.



Key Issue

It is vital for churches to treat ministers as employees (Form W-2) for income tax purposes in nearly every instance. If ministers are not considered employees for income tax purposes, it jeopardizes the tax-free treatment of fringe benefits like health, accident, and long-term care insurance premiums, group-term life insurance premiums, and certain other fringe benefits.

The Best Friend of Ministers

Nearly all ministers should have a portion of salary designated as a housing allowance. Maximizing housing benefits requires careful planning. For ministers living in church-owned housing, a housing allowance that covers expenses such as furnishings, personal property insurance on contents, utilities, and so on could save several hundred dollars of income taxes annually. A properly designated housing allowance may be worth thousands of dollars in tax savings for ministers living in their own homes or rented quarters. For ministers without a housing allowance, every dollar of compensation is taxable for federal income tax purposes.

The housing allowance provides an opportunity to exclude dollars from gross income. The designated housing allowance should be subtracted from compensation before the church completes the data on Form W-2. The housing allowance designation is not entered on Form 1040 or related schedules, except Schedule SE, since it is not a deduction for income tax purposes. However, any unused portion of the housing designation must be reported as income on page 1, Form 1040.

If your church properly designates a portion of your cash salary for expenses of a home you provide, the exclusion is commonly referred to as a housing allowance. If the church properly designates a portion of your cash salary for expenses you incur in relation to church-provided housing, the exclusion is often called a parsonage allowance. In either instance, it is an exclusion from income tax, not self-employment tax.

Ministers are eligible to exclude the fair rental value of church-provided housing for income tax purposes without any official action by the church. However, a cash housing allowance related to church-provided or minister-provided housing is only excludable under the following rules:

- The allowance must be officially designated by the church. The designation should be stated in writing, preferably by resolution of the top governing body, in an employment contract, or—at a minimum—in the church budget and payroll records. If the only reference to the housing allowance is in the church budget, the budget should be formally approved by the top governing body of the church.

Tax law does not specifically say an oral designation of the housing allowance is unacceptable. In certain instances, the IRS has accepted an oral housing designation. Still, the use of a written designation is preferable and highly recommended. The lack of a written designation significantly weakens the defense for the housing exclusion upon audit.

- The housing allowance must be designated prospectively by the church. Cash housing allowance payments made prior to a designation of the housing allowance are fully taxable for income tax purposes. Carefully word the resolution so that it will remain in effect until a subsequent resolution is adopted (see the examples on page 15).
- Only actual expenses can be excluded from income. The source of the funds used to pay the minister's housing expenses must be compensation earned by the minister in the exercise of ministry in the current year.
- Only an annual comparison by ministers of housing expenses to the housing allowance is required. For example, if the housing allowance designation is stated in terms of a weekly or monthly amount, only a comparison of actual housing expenses to the annualized housing allowance is required.



Key Issue

Understanding the distinction between a housing allowance designation and the housing exclusion is fundamental. The designation is officially made by the church. The exclusion is the amount ministers actually exclude for income tax purposes after applying the limitations outlined here.

- The housing allowance exclusion cannot exceed the fair rental value of the housing, plus utilities.

● Types of Housing Arrangements

Ministers Living in a Parsonage Owned by or Rented by a Church

If you live in a church-owned parsonage or housing rented by the church, the fair rental value of the housing is not reported for income tax purposes. The fair rental value is subject only to self-employment tax.

You may request a housing allowance to cover expenses incurred in maintaining the church-owned or rented housing. Examples of allowable expenses are utilities, repairs, furnishings, and appliances. If the actual expenses exceed the housing allowance designated by the church, the excess amount cannot be excluded from income.

It is appropriate for minister's out-of-pocket expenses for the maintenance of a church-owned parsonage to be reimbursed by the church if a full accounting is made. Such reimbursements do not relate to a housing allowance. If such expenses are not reimbursed, they could be excludable from income under a housing allowance.


If the church owns the parsonage, the church may wish to provide an equity allowance to help compensate ministers for equity not accumulated through home ownership. An equity allowance is taxable both for income and social security tax purposes, unless directed to a 403(b) tax-sheltered annuity or certain other retirement programs.

Ministers Owning or Renting Their Own Home

If you own or rent your own home, you may exclude, for income tax purposes, a cash housing allowance that is the *lowest* of (1) reasonable compensation, (2) the amount used to provide a home from current church income, (3) the amount prospectively and officially designated, or (4) the fair rental value of the furnished home, plus utilities.

Many ministers make the mistake of automatically excluding from income, for income tax purposes, the total designated housing allowance, even though the fair rental value of the furnished home or actual housing expenses are less than the designation. This practice may cause a significant underpayment of income taxes.

Example: A minister lives in a personally owned home. The church prospectively designated \$28,000 of the salary as housing allowance. The minister spends \$27,000 for housing-related items. The fair rental value of the home is \$29,000. Since the amount spent is lower than the designated housing allowance or the fair rental value, the excludable housing is \$27,000. Therefore, \$1,000 (\$28,000 less \$27,000) must be added to taxable income on Form 1040, page 1, line 7. Unless the minister has opted out of social security, the entire \$28,000 is reportable for social security purposes on Schedule SE.



Tip

The designation of a housing allowance for ministers living in church-provided housing is often overlooked. While the largest housing allowance benefits go to ministers with mortgage payments on their own homes, a housing allowance of a few thousand dollars is often beneficial to ministers in a church-provided home.

● Designating the Housing Allowance

The following steps are often followed in designating and excluding the housing allowance:

1. A minister estimates the housing-related expenses to be spent in the coming year and presents this information to the church.
2. The church then adopts a written housing allowance designation based on the estimate.
3. At the close of the tax year, the minister who provides his or her own housing compares the amount designated for housing, the housing expenses substantiated, and the fair rental value of the home including furnishings and utilities. The *lower* of these amounts is excluded for income tax purposes. Ministers living in church-provided housing must compare the amount designated and actual housing expenses and exclude the lower of the two amounts.



Remember

The housing allowance designation may be prospectively amended at any time during the year, regardless of whether the church uses a calendar or fiscal year. Changing the designation to cover expenses that have already been paid (almost all ministers use the cash basis for tax purposes) is not acceptable.

Designation Limits

The IRS does not place a limit on how much of ministerial compensation may be designated as a housing allowance by the employing church. But practical and reasonable limits usually apply.

Unless the amount is justified based on anticipated expenses and is within the fair rental value limit, it is generally inadvisable for the church to exclude 100% of compensation.

It is often best for the church to overdesignate your parsonage allowance by a reasonable amount, subject to the fair rental value test, to allow for unexpected expenses and increases in utility costs. Any excess housing allowance designated should be shown as income on line 7 of Form 1040.

● Reporting the Housing Allowance to Ministers

The designated housing allowance may be reflected for minister-employees on Form W-2 in Box 14 with the notation, "Housing Allowance." Though not required, this reporting method is suggested by Publication 517. Or, churches can report the designated housing allowance to ministers by providing a statement separate from Form W-2. This may be in a memo or letter. The statement should not be attached to your income tax returns.

Your church may erroneously include the housing allowance on Form W-2, Box 1. If this happens, the church should prepare a corrected Form W-2.

● Accounting for the Housing Allowance

Determining Fair Rental Value

The determination of the fair rental value of church-provided housing for self-employment social security purposes is solely the responsibility of ministers. The church is not responsible to set the value. The fair rental value should be based on comparable rental values of other similar residences in the immediate neighborhood or community, comparably furnished.

One of the best methods to use in establishing fair rental value of your housing is to request a local realtor to estimate the value in writing. Place the estimate in your tax file and annually adjust the value for inflation and other local real estate valuation factors.

Housing Allowance in Excess of Actual Expenses or Fair Rental Value

Some ministers erroneously believe that they may exclude every dollar of the housing *designation* adopted by the church without limitation. The housing designation is merely the starting point. If reasonable compensation, actual expenses, or the fair rental value is lower, the lowest amount is eligible for exclusion from income.

Example: A minister living in a personally owned home receives cash compensation of \$60,000 from the church. The church prospectively designates \$20,000 as a housing allowance. The fair rental value is \$24,000. Actual housing expenses for the year are \$18,000. The amount excludable from income is limited to the actual housing expenses of \$18,000.

Actual Expenses in Excess of the Designated Housing Allowance or Fair Rental Value

Actual housing expenses that exceed the designated housing allowance are not excludable from income. There are no provisions to carry over “unused” housing expenses to the next year.

Example: A minister living in a personally owned home receives cash compensation of \$60,000 from the church. The church prospectively designates \$30,000 of the \$60,000 as a housing allowance. Actual housing expenses for the year are \$50,000. The fair rental value is \$28,000. The expenses were unusually high because of a down payment on that house. The amount excludable from income is the fair rental value of \$28,000. There is no carryover of the \$22,000 (\$50,000 less \$28,000) of actual expenses in excess of the designated housing allowance to the next tax year.

● Housing Allowances for Retired Ministers

Pension payments, retirement allowances, or disability payments paid to retired ministers from an established plan are generally taxable as pension income. However, denominations often designate a housing allowance for retired ministers to compensate them for past services to local churches of the denomination or in denominational administrative positions. The housing allowance designated relates only to payments from the denominationally sponsored retirement program.

Withdrawals from a denominationally sponsored 403(b), also called a tax-sheltered annuity (TSA), or 401(k) plan qualify for designation as a housing allowance. Withdrawals from a 403(b) or 401(k) plan not sponsored by a local church are not eligible for designation as a housing allowance. Retired ministers may also exclude the rental value of a home furnished by a church or a rental allowance paid by a church as compensation for past services.

If a denomination or organization reports the gross amount of pension or TSA payments on Form 1099-R and designates the housing allowance, the minister may offset the housing expenses and reflect the net amount on page 1, Form 1040. A supplementary schedule such as the following example should be attached to the tax return:

Pensions and annuity income (Form 1040, line 16a)	\$ 10,000
Less housing exclusion	<u>8,000</u>
Form 1040, line 16b	<u>\$ 2,000</u>



Remember

Payments from denominational retirement plans are generally subject to a housing allowance designation. While a local church may designate a housing allowance for a retired minister, it is unclear if the IRS will honor the designation on the minister's tax return.

For retired ministers, the amount excluded for income tax purposes is limited to the lowest of (1) the amount used to provide a home, (2) the properly designated housing allowance, or (3) the fair rental value of the furnished home, plus utilities.

Housing Allowance Resolutions

Parsonage owned by or rented by a church

Whereas, the Internal Revenue Code permits ministers to exclude from gross income “the rental value of a home furnished as part of compensation” or a church-designated allowance paid as a part of compensation to the extent that actual expenses are paid from the allowance to maintain a parsonage owned or rented by the church;

Whereas, the church compensates (insert name) for services in the exercise of ministry; and

Whereas, the church provides (insert name) with rent-free use of a parsonage owned by (rented by) the church as a portion of the compensation for services rendered to the church in the exercise of ministry;

Resolved, That the compensation of (insert name) is \$4,500 per month, of which \$2,000 per month is a designated housing allowance; and

Resolved, That the designation of \$2,000 per month as a housing allowance shall apply until otherwise provided.

Home owned or rented by ministers

Whereas, the Internal Revenue Code permits a minister to exclude from gross income a church-designated allowance paid as part of compensation to the extent used for actual expenses in owning or renting a home; and

Whereas, the church compensates (insert name) for services in the exercise of ministry;

Resolved, That the compensation of (insert name) is \$4,500 per month, of which \$2,000 per month is a designated housing allowance; and

Resolved, That the designation of \$2,000 per month as a housing allowance shall apply until otherwise provided.

Evangelists

Whereas, the Internal Revenue Code permits ministers to exclude from gross income a church-designated allowance paid as part of compensation to the extent used in owning or renting a permanent home; and

Whereas, the church compensates (insert name) for services in the exercise of ministry as an evangelist;

Resolved, That the honorarium paid to (insert name) shall be \$1,512, consisting of \$312 for travel expenses (with documentation provided to the church), \$500 for housing allowance, and a \$700 honorarium.

Housing Allowance Worksheet

Ministers Living in Housing Owned or Rented by the Church

Name: _____

For the period _____, 20__ to _____, 20__

Date designation approved _____, 20__

Allowable Housing Expenses (*expenses paid from current income*)

	Estimated Expenses	Actual
Utilities (<i>gas, electricity, water</i>) and trash collection	\$ _____	\$ _____
Local telephone expense (<i>base charge</i>)	_____	_____
Decoration and redecoration	_____	_____
Structural maintenance and repair	_____	_____
Landscaping, gardening, and pest control	_____	_____
Furnishings (<i>purchase, repair, replacement</i>)	_____	_____
Personal property insurance on minister-owned contents	_____	_____
Personal property taxes on contents	_____	_____
Umbrella liability insurance	_____	_____
Subtotal	_____	_____
10% allowance for unexpected expenses	_____	_____
TOTAL	\$ _____	\$ _____ (A)
Properly designated housing allowance	_____	\$ _____ (B)

The amount excludable from income for federal income tax purposes is the *lower* of A or B.

Housing Allowance Worksheet

Minister-Owned Housing

Name: _____

For the period _____, 20__ to _____, 20__

Date designation approved _____, 20__

Allowable Housing Expenses (*expenses paid from current income*)

	<u>Estimated Expenses</u>	<u>Actual</u>
Down payment on purchase of housing	\$ _____	\$ _____
Housing loan principal and interest payments ⁽¹⁾	_____	_____
Real estate commission, escrow fees	_____	_____
Real property taxes	_____	_____
Personal property taxes on contents	_____	_____
Homeowner's insurance	_____	_____
Personal property insurance on contents	_____	_____
Umbrella liability insurance	_____	_____
Structural maintenance and repair	_____	_____
Landscaping, gardening, and pest control	_____	_____
Furnishings (<i>purchase, repair, replacement</i>)	_____	_____
Decoration and redecoration	_____	_____
Utilities (<i>gas, electricity, water</i>) and trash collection	_____	_____
Local telephone expense (<i>base charge</i>)	_____	_____
Homeowner's association dues/condominium fees	_____	_____
Subtotal	_____	_____
10% allowance for unexpected expenses	_____	_____
TOTAL	\$ _____	\$ _____ (A)
Properly designated housing allowance	_____	\$ _____ (B)
Fair rental value of home, including furnishings, plus utilities	_____	\$ _____ (C)

⁽¹⁾ Loan payments on home equity loans or second mortgages are includible only to the extent the loan proceeds were used for housing expenses.

The amount excludable from income for federal income tax purposes is the *lowest* of A, B, or C.

More Than Meets the Eye

Ask most ministers how much they are paid, and the response will often be “My check from the church is \$1,000 a week.” But that tells us very little. Not only is your salary subject to tax, but so are many fringe benefits that you may receive.

What are fringe benefits? A fringe benefit is any cash, property, or service that ministers receive from the church in addition to salary. The term “fringe benefits” is really a misnomer because ministers have come to depend on them as a part of the total compensation package. All fringe benefits are taxable income to ministers unless specifically exempted by the Internal Revenue Code.

Many fringe benefits can be provided by a church to a minister without any dollar limitation (qualified health insurance is an example), while other fringe benefits are subject to annual limits (dependent care is an example). A brief discussion of some of the key fringe benefits follows.


● Tax Treatment of Compensation Elements

- **Business and professional expenses reimbursed with adequate accounting.** If the church reimburses ministers under an *accountable* plan for employment-related professional or business expenses (for example, auto, other travel, subscriptions, and entertainment), the reimbursement is not taxable compensation and is not reported to the IRS by the church or ministers. Per diem reimbursements up to IRS-approved limits also qualify as excludable reimbursements.
- **Business and professional expense payments without adequate accounting.** Many churches pay periodic allowances or reimbursements to ministers for business expenses with no requirement to account adequately for the expenses. These payments do not meet the requirements of an accountable expense reimbursement plan.

Allowances or reimbursements under a *nonaccountable* plan must be included in a minister’s taxable income. For an employee, the expenses related to a nonaccountable reimbursement plan are deductible only if the minister itemizes expenses on Schedule A. Even then, the business expenses, combined with other miscellaneous deductions, must exceed 2% of adjusted gross income.

A portion of unreimbursed expenses are also subject to disallowance when they relate to a housing allowance according to the IRS.

- **Club dues and memberships.** Dues for professional organizations (such as ministerial associations) or public service organizations (such as Kiwanis, Rotary, and Lions Clubs) are generally deductible or reimbursable. Other club dues are generally not deductible or reimbursable (including any club organized for business, pleasure, recreation, or other social purposes). If the church pays the health, fitness, or athletic facility dues for a minister, the amounts paid are generally fully includible in the minister’s income as additional compensation.
- **Disability insurance.** If the church pays the disability insurance premiums (and the minister is named as the beneficiary) as a part of the compensation package, the premiums are excluded from income. However, any disability policy proceeds must be included in gross income. This is based on who paid the premiums for the policy covering the year when the disability started. If the premiums are shared between the church and a minister, then the benefits are taxable in the same proportion as the payment of the premiums.



Idea

Statistics suggest that ministers are seven times more likely to need disability insurance than life insurance before age 65. When a church provides the maximum disability insurance as a tax-free benefit, it can reduce the awkwardness of a minister’s transition relating to disability while serving the church.

Conversely, if you pay the disability insurance premiums or have the church withhold the premiums from your salary, you receive no current deduction and any disability benefits paid under the policy are not taxable to you.

A third option is for the church to pay the disability premiums. But instead of treating the premiums as tax-free, the church treats the premiums as additional ministerial compensation. Benefits you receive under this option are tax-free.

- **Educational reimbursement plans.** If your church requires you to take educational courses or if you take job-related courses, and your church either pays the expenses directly to the educational organization or reimburses you for the expenses after you make a full accounting, you may not have to include in income the amount paid by your church.

While there are no specific dollar limits on educational expenses paid under a nonqualified reimbursement plan, the general ordinary and necessary business expense rules do apply. These types of payments may be discriminatory.

Though the education may lead to a degree, expenses may be deductible or reimbursable if the education:

- is required by your church to keep your salary, status, or job (and serves a business purpose of your church), or
- maintains or improves skills required in your present employment.

Even though the above requirements are met, expenses do not qualify if the education is:

- required to meet the minimum educational requirements of your present work, or
- part of a program of study that will qualify you for a new occupation.

- **Entertainment expenses.** Ministers may deduct ministry-related entertainment expenses. Entertainment expenses must be directly related to or associated with the work of the church. Entertainment expenses are not deductible if they are lavish or extravagant.

If business meal and entertainment expenses are not reimbursed under an accountable plan, only 50% of the expenses are deductible. If the church reimburses the expenses, a 100% reimbursement may be made.

- **Flexible spending account (FSA).** “Cafeteria” (called cafeteria plans because a person can choose among several benefit options) or FSAs are plans used to reimburse the employee for certain personal expenses. They are provided by employers to pre-fund dependent care, medical, or dental expenses (often called a healthcare flexible spending account) in pre-tax dollars.

A cafeteria or flexible spending plan cannot discriminate in favor of highly compensated participants for contributions, benefits, or eligibility to participate in the plan. While only larger churches generally offer cafeteria plans because of plan complexity and cost, many churches could feasibly offer an FSA.

The money is the account holder’s to use during the plan year. Ultimately the employer owns the account and any unused balance at the end of the plan year or any administrative grace period is forfeited to the employer.



Idea

A college costs deduction for itemizers and non-itemizers alike is available up to \$4,000. To take this deduction, the education need not be necessary for you to keep your position. The education can even qualify you for a new occupation.

An administrative grace period may be adopted as a way to provide relief without running afoul of the prohibition on deferred compensation. Under this provision, employees are permitted a grace period of 2½ months immediately following the end of the plan year.

Expenses for qualified benefits incurred during the grace period may be paid or reimbursed from benefits or contributions remaining unused at the end of the plan year. There is also the option of rolling over any unused FSA dollars into the next plan year, but this option is subject to a \$500 limit.



Warning

Consult with your ministry's professional tax advisors before reimbursing medical expenses for employees. Under changes brought by the Affordable Care Act, non-compliant reimbursements may result in penalties of \$100 per employee per day.

- ▶ **Health insurance.** If the church pays a minister-employee's qualified group health insurance premiums directly to the insurance carrier, the premiums are tax-free to the minister. However, if similar payments are made for a minister whom the church considers to be self-employed for income tax purposes, the payments represent additional taxable income.
- ▶ **Health savings account (HSA).** HSAs are individual, portable, tax-free, interest-bearing accounts (typically held by a bank or insurance company) through which individuals with a high-deductible health plan (HDHP) save for medical expenses. The purpose of an HSA is to pay what basic coverage would ordinarily pay.

Within limits, HSA contributions made by employers are excludable from income tax and social security wages and do not affect the computation of the earned income credit. HSA contributions may not be funded through salary reduction. Earnings on amounts in an HSA are not currently taxable, and HSA distributions used to pay for medical expenses are not taxable.

Funding of an HSA by the employer may fluctuate from one month to the next. This is unlike a cafeteria or flexible spending account, under which changes in contributions are generally only available on each January 1.

Only employees who are enrolled in qualifying high-deductible plans may participate in an HSA. A state high-risk health insurance plan (high-risk pool) qualifies as an HDHP if it does not pay benefits below the minimum annual deductible under the HSA rules.

HSA withdrawals do not qualify to cover over-the-counter medications (other than insulin or doctor-prescribed medicine). Additionally, the excise tax for nonqualified HSA withdrawals (withdrawals not used for qualified medical expenses) increased from 10 to 20%.

- ▶ **Life insurance/group-term.** If the group life coverage provided under a nondiscriminatory plan does not exceed \$50,000 for ministers, the life insurance premiums are generally tax-free to minister-employees. Group-term life insurance coverage of more than \$50,000 provided to a minister by the church is taxable under somewhat favorable IRS tables.
- ▶ **Rabbi Trust.** Rabbi Trusts are used by some churches to "fund" nonqualified 457 deferred compensation plans. Churches make cash contributions to the trust to fund their future obligation to pay deferred compensation benefits. The funds contributed are tax deferred in a similar manner to other tax deferred vehicles such as a 403(b) plan. The name "Rabbi Trust" was established because the first IRS letter ruling with respect to this type of trust involved a rabbi. However, the Rabbi Trust is now widely utilized in commercial enterprises and nonprofit organizations.

In some instances, depending on a participant’s includable income (generally, includable income is a participant’s salary without including parsonage), churches can make contributions that exceed the IRS maximum annual contribution limits for a 403(b) plan.

- **Social security tax reimbursement.** Churches commonly reimburse ministers for a portion or all of their self-employment social security (SECA) tax liability. Any social security reimbursement must be reported as taxable income.

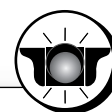
Because of the deductibility of the self-employment tax in both the income tax and self-employment tax computations, a full reimbursement is effectively less than the gross 15.3% rate:

<u>Your Marginal Tax Rate</u>	<u>Effective SECA Rate</u>
0%	14.13%
10	13.42
15	13.07
27	12.22
30	12.01

- **Tuition and fee discounts.** If you are an employee of a church-operated elementary, secondary, or undergraduate institution, certain tuition and fee discounts provided to a minister, spouse, or dependent children are generally tax-free. The discounts must be nondiscriminatory and relate to an educational program.

If you are employed by the church and not by the church-related or church-operated private school, any tuition and fee discounts that you receive are taxable income.

- **Vehicles/personal use of church-owned vehicle.** The personal use of a church-provided vehicle is considered a taxable fringe benefit. The fair market value of the personal use must be included in the minister’s gross income, unless the full value is reimbursed to the church.



Caution

An allowance to cover the minister’s self-employment social security tax provides absolutely no tax benefit since the amount is fully taxable. However, paying at least one-half of the minister’s social security tax is important so this amount can be properly shown as a fringe benefit for compensation analysis purposes.

Reporting Compensation, Fringe Benefits, and Reimbursements for Income Tax Purposes*

Explanation	Minister-Employee
Bonus or gift from the church	Taxable income/Form W-2
Business and professional expenses reimbursed with adequate accounting	Tax-free/excluded
Business and professional expense payments without adequate accounting	Deduction on Schedule A, Miscellaneous Deductions. Subject to 2% of AGI and 50% meals and entertainment limits
Club dues paid by the church	Taxable income/Form W-2 (exception for dues for civic and public service groups)
Compensation reported to the minister by the church	Form W-2
Dependent care assistance payments	Tax-free, subject to limitations
Earned income tax credit (EITC)	May be eligible for EITC
Educational assistance programs	May be eligible to exclude up to \$5,250 of qualified assistance
401(k) plan	Eligible for 401(k)
403(b) tax-sheltered annuity	Eligible for 403(b)
Gifts/personal (not handled through the church)	Tax-free/excluded
Health Savings Account	Tax-free, if plan is properly established
Healthcare flexible spending account	Tax-free, if plan is properly established
Housing allowance	Excludable, subject to limitations
IRA payments by church	Taxable income/Form W-2, may be deducted on Form 1040, line 32
Insurance, disability, paid by minister; minister is beneficiary	Premiums paid after tax; proceeds are tax-free
Insurance, disability paid by church; minister is beneficiary	Premiums are tax-free; proceeds are taxable
Insurance, group-term life paid by church	First \$50,000 of coverage is tax-free, if plan is properly established
* Many of these compensation elements are conditioned on plans being properly established and subject to annual limits.	

Explanation	Minister-Employee
Insurance, health premiums	Tax-free, if directly paid by church as part of a qualifying group plan. If paid by minister and not reimbursed by church, deduct on Schedule A
Insurance, life, whole or universal, church is beneficiary	Tax-free/excluded
Insurance, life, whole or universal, minister designates beneficiary	Taxable income/Form W-2
Insurance, long-term care	Tax-free if directly paid by the church or reimbursed to minister on substantiation. If paid by minister and not reimbursed by church, deduct on Schedule A subject to limitations
Loans, certain low-interest or interest-free loans over \$10,000 to ministers	Imputed (the difference between the IRS-established interest rate and the rate charged) interest is taxable income/Form W-2
Moving expenses paid by the church (only applies to certain qualified expenses)	Tax-free if directly paid by the church or reimbursed to minister on substantiation. Reported on Form W-2, Box 12, using Code P
Pension payments by the church to a denominational plan for minister	Tax-deferred. No reporting required until the funds are withdrawn by minister or pension benefits are paid
Per diem payments for meals, lodging, and incidental expenses	May be used for travel away from home under an accountable reimbursement plan
Professional income (weddings, funerals)	Taxable income/Schedule C (C-EZ)
Property transferred to minister at no cost or less than fair market value	Taxable income/Form W-2
Retirement or farewell gift to minister from church	Taxable income/Form W-2
Salary from church	Report salary on page 1, Form 1040
Social security reimbursed by church to minister	Taxable income/Form W-2
Travel paid for minister's spouse by the church	May be tax-free if there is a business purpose
Tuition and fee discounts	May be tax-free in certain situations
Value of home provided to minister	Tax-free/excluded, subject to limitations
Vehicles/personal use of church-owned automobile	Taxable income/Form W-2
Voluntary withholding	Eligible for voluntary withholding agreement

How Much Are They Worth?

Most ministers spend several thousands of dollars each year on church-related business expenses. For example, the ministry-related portion of auto expenses is often a major cost.

Business and professional expenses fall into three basic categories: expenses reimbursed under an accountable plan, expenses paid under a nonaccountable plan, and unreimbursed expenses. The last two categories are treated the same for tax purposes. You will almost always save tax dollars if your expenses are reimbursed.

The reimbursement of an expense never changes the character of the item from personal to business. Business expenses are business whether or not they are reimbursed. Personal expenses are always nondeductible and nonreimbursable. If a personal expense is inadvertently reimbursed by the church, ministers should immediately refund the money to the church.

To be deductible or reimbursable, a business expense must be both ordinary and necessary. An ordinary expense is one that is common and accepted in your field. A necessary expense is one that is helpful and appropriate for your field. An expense does not have to be indispensable to be considered necessary.



Key Issue

Combining an accountable expense reimbursement plan with a housing allowance or health reimbursement arrangement (or any other fringe benefit plan) is not permissible. These concepts are each covered under separate sections of the tax law and cannot be commingled.

● Accountable and Nonaccountable Expense Reimbursement Plans

An accountable plan is a reimbursement or expense allowance arrangement established by your church that requires (1) a business purpose for the expenses, (2) substantiation of the expenses to the church, and (3) the return of any excess reimbursements.

The substantiation of expenses and return of excess reimbursements must be handled within a reasonable time. The following methods meet the “reasonable time” definition:

- The fixed date method applies if:
 - an advance is made within 30 days of when an expense is paid or incurred;
 - an expense is substantiated to the church within 60 days after the expense is paid or incurred; and
 - any excess amount is returned to the church within 120 days after the expense is paid or incurred.
- The periodic statement method applies if:
 - the church provides employees with a periodic statement that sets forth the amount paid that is more than substantiated expenses under the arrangement;
 - the statements are provided at least quarterly;
 - the church requests that ministers provide substantiation for any additional expenses that have not yet been substantiated and/or return any amounts remaining unsubstantiated within 120 days of the statement.

If you substantiate your business expenses to the church and any unused payments are returned, expense reimbursements have no impact on your taxes. The expenses reimbursed are not included on Form W-2 or deducted on your tax return.

The IRS disallows deductions for a portion of unreimbursed business expenses on the premise that the expenses can be allocated to your tax-exempt housing allowance (see page 29). This is another reason that all ministers should comply with the accountable expense reimbursement rules. The goal should be to eliminate all unreimbursed business expenses.

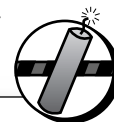
Nonaccountable Expense Reimbursement Plans

If you do not substantiate your business expenses to the church, or if the amount of the reimbursement exceeds your actual expenses and the excess is not returned to the church within a reasonable period, your tax life becomes more complicated. Nonaccountable reimbursements and excess reimbursements over IRS mileage or per diem limits must be included in your gross income and reported as wages on Form W-2.

Unreimbursed expenses or expenses reimbursed under a nonaccountable plan can be deducted only as itemized miscellaneous deductions and only to the extent that they, with your other miscellaneous deductions, exceed 2% of your adjusted gross income.

Unreimbursed expenses are not deductible if you are an employee for income tax purposes and do not itemize.

If your church pays you an “allowance” for business expenses, it represents taxable compensation. The term “allowance” implies that the payment is not based upon documented expenses, does not meet the adequate accounting requirements for an accountable plan, and must be included in your income.



Warning

Many ministers are paid expense “allowances.” These payments accomplish nothing in terms of good stewardship. “Allowances” are fully taxable for income and social security tax purposes. Ministers must then resort to trying to deduct their expenses—much of which will be limited by the tax law—instead of receiving a full reimbursement.

● Documenting Business Expenses

For expenses to be allowed as deductions, you must show that you spent the money and that you spent it for a legitimate business reason. To prove that you spent the money, you generally need to provide documentary evidence that can be confirmed by a third party. Canceled checks, credit card statements, or other receipts are an excellent starting point. To the IRS, third-party verification is important; if business expenses are paid in cash, be sure to get a receipt.

Documenting a business expense can be time-consuming. The IRS is satisfied if you note the five Ws on the back of your credit card slip or other receipt:

- Why (business purpose)
- What (description, including itemized accounting of cost)
- When (date)
- Where (location)
- Who (names of those for whom the expense was incurred; *e.g.*, meals and entertainment)

The only exception to the documentation rules is if your individual outlays for business expenses, other than for lodging, come to less than \$75. The IRS does not require receipts for such expenses, although the five Ws are still required. You always need a receipt for lodging expenses regardless of the amount. A church may apply a documentation threshold lower than \$75.



Remember

When ministers provide a listing of business expenses to the church or other employer—this is only a report, not documentation. Documentary evidence is much more than a report. It involves a hard-copy support of the five Ws (why, what, when, where, and who).

● Auto Expense Deductions

A minister's car expenses are deductible or reimbursable to the extent they are for business (or income producing) rather than personal use. Generally, only those expenses that are necessary to drive and maintain a car that is used to go from one workplace to another are deductible.

Mileage and Actual Expense Methods

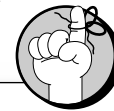
In determining your deduction for the business use of a personal car, you can use one of two methods to figure your deduction: the standard mileage rate or the actual expense method. Generally, you can choose the method that gives you the greater deduction.

Standard Mileage Rate Method

If your church pays you a fixed mileage rate up to the IRS standard rate (see page 6 for rates) and you provide the church with the time, place, and business purpose of your driving, you have made an adequate accounting of your automobile expenses.

If the church does not reimburse you for auto expenses or reimburses you under a nonaccountable plan, you may deduct business miles on Form 2106 (2106-EZ). The total from Form 2106 (2106-EZ) is carried to Schedule A, Miscellaneous Deductions.

The standard mileage rate, which includes depreciation and maintenance costs, is based on the government's estimate of the average cost of operating an automobile. Depending upon the make, age, and cost of the car, the mileage rate may be more or less than your actual auto expense. If you use the mileage rate, you also may deduct parking fees, tolls, and the business portion of the personal property tax. All auto-related taxes must be claimed on Schedule A for employees.



Remember

The standard mileage rate may generate a lower deduction than using actual expenses in some instances. But the simplicity of the standard mileage method is a very compelling feature.

Actual Expense Method

If you keep accurate records, determining your deduction for most expenses should be straightforward. Generally, the amount of depreciation you may claim and the method you use to calculate it depend on when you purchased your automobile and began to use it for ministerial purposes.

Under the actual expense method, you can use either accelerated depreciation or straight-line depreciation. As the names imply, the accelerated method front-loads the depreciation, giving you larger deductions sooner. The straight-line method gives you the same depreciation deduction every year.

Allowable expenses under the actual expense method include: gas and oil, interest on an auto loan, repairs, lease payments, tires, automobile club membership, batteries, car washes and waxes, insurance, license plates, parking fees and tolls, and supplies, such as antifreeze.

Commuting

Personal mileage is never deductible. Commuting expenses are non-deductible personal expenses.



Warning

You have an important decision to make the first year you put a car into service. You will generally want to use the standard mileage rate in that first year. If you do not use the standard mileage rate in the first year, you may not use it for that car in any year.

Unless your home-office qualifies as a home-office under tax law, travel from home to the church (a regular work location) and return for church and other work at the church is commuting and is not deductible or reimbursable. The same rule applies to multiple trips made in the same day. The cost of traveling between your home and a temporary work location is generally deductible or reimbursable. Once you arrive at the first work location, temporary or regular, you may deduct trips between work locations.

A regular place of business is any location at which you work or perform services on a regular basis. These services may be performed every week, for example, or merely on a set schedule.

A temporary place of business is any location at which you perform services on an irregular or short-term (i.e., generally a matter of days or weeks) basis.

Documentation of Auto Expense

To support your automobile expense deduction or reimbursement, automobile expenses must be substantiated by adequate records. A weekly or monthly mileage log that identifies dates, destinations, business purposes, and odometer readings in order to allocate total mileage between business and personal use is a basic necessity if you use the mileage method. If you use the actual expense method, a mileage log and supporting documentation on expenses are required.

Per diem allowance

The IRS provides per diem allowances under which the amount of away-from-home meals and lodging expenses may be substantiated. These rates may not be used to claim deductions for unreimbursed expenses and may not be used to reimburse volunteers. Higher per diem rates apply to certain locations annually identified by the IRS. For more information on these rules, see IRS Publication 1542.

● Other Business and Professional Expenses

Business Gifts

You can deduct up to \$25 per donee for business gifts to any number of individuals every year. Incidental costs, such as for engraving, gift wrapping, insurance, and mailing do not need to be included in determining whether the \$25 limit has been exceeded.

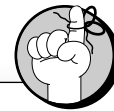
The gifts must be related to your ministry. Gifts to church staff or board members would generally be deductible, subject to the \$25 limit. Wedding and graduation gifts generally do not qualify as business expenses.

Entertainment

Meal and entertainment expenses are deductible or reimbursable if they are ordinary and necessary and are either directly related to or associated with your ministerial responsibilities.

Personal Computers

Personal computers you own and use more than 50% for ministry may be depreciated (or reimbursed) as five-year recovery property or deducted (but not reimbursed). The business portion of



Remember

For your records to withstand an IRS audit, use a daily mileage log to document business vs. personal mileage. Whether you keep a notepad in the car or track the data in a PDA, some type of log is the best approach to submitting data for reimbursement from your church or taking a tax deduction.

depreciation may be reimbursed under an accountable expense reimbursement plan if the 50% business “convenience of the employer (church)” and “condition of employment” tests are met.

If a computer is provided by the church in the church office but you prefer to work at home on your personal computer, it is not being used for the church’s convenience. If you meet the “convenience of the church” and “condition of employment” tests but do not use your computer (and related equipment) more than 50% of the time for your work, you must depreciate these items using the straight-line method and you cannot take the Section 179 write-off. If you qualify under the home-office rules, the 50% test does not apply to you.

Adequate records of the business use of your computer should be maintained to substantiate your deductions.

Subscriptions and Books

Subscriptions to minister-related periodicals are deductible. If the information in a news magazine relates to your ministerial preparation, that periodical may qualify for a deduction.

The cost of books related to your ministry with a useful life of one year or less may be deducted. The cost of books with a useful life of more than one year may be depreciated over the useful life.

Telephone

You may not deduct, as a business expense, any of the basic local service charges (including taxes) for the first telephone line into your home. Ministry-related long distance calls, a second line, special equipment, and services used for business are deductible. If you are out of town on a business trip, the IRS generally will not challenge a reasonable number of calls home. Although your basic local telephone service (including taxes) for the first telephone line into your home is not deductible for tax purposes, it is includible as a housing expense for housing allowance purposes.

Telephone/Cellular

The IRS treats the value of a church-provided cell phone and similar telecommunications equipment (including the value of any personal use by the employee) as excludible from the employee’s income as long as the cell phone is provided to the employee primarily for a non-compensatory business reason (such as the employer’s need to contact the employee at all times for work-related emergencies). Providing a cell phone to promote morale or goodwill, to attract a prospective employee, or to furnish additional compensation to an employee is evidence that there is no noncompensatory business reason.

Church staff may be reimbursed for the business use of a cell phone but the church should probably require the employee to submit a copy of the monthly bill and evidence that the bill has been paid.

If a church does not have a substantial noncompensatory business reason for providing a cell phone to an employee, or reimbursing the employee for business use of his or her personal cell phone, the value of the use of the phone, or the amount of the reimbursement is



Warning

If ministers purchase a computer and use it primarily for church work and meet the “condition” and “convenience” tests, only the depreciation on the business portion of the computer can be reimbursed by the church, not the entire cost of the business portion, based on the Section 179 first-year write-off rules.



Remember

If a church provides a cell phone to an employee primarily for a noncompensatory business reason, the value of the cell phone is excludible from the employee’s income.

includible in gross income, reportable on Forms 941 and W-2, and for lay employees is subject to federal and state employment tax withholding.

● **Allocation of Business Expenses**

If you receive a rental or parsonage allowance that is tax-free, you must allocate the expenses of operating your ministry (this is commonly referred to as the “Deason Rule”). You cannot deduct expenses that are allocable to your tax-free rental or parsonage allowance. This rule does not apply to your deductions for home mortgage interest or real estate taxes. See examples on pages 43 and 61.

This limitation requires the following calculation:

1. Amount of tax-exempt income (the fair rental value of a church-provided parsonage and the housing allowance excluded from gross income; this may be less than the church-designated housing allowance) \$ _____

2. Total income from ministry:

Salary (including the fair rental value of a church-provided parsonage and the housing allowance excluded from gross income)	\$ _____	
Fees	_____	
Allowances (nonaccountable plan)	_____	\$ _____

3. Divide line 1 amount by line 2 amount = % of nontaxable income. _____ %

4. Total unreimbursed business and professional expenses, less 50% of meals and entertainment expenses. \$ _____

5. Multiply line 4 total by line 3 percentage (these are non-deductible expenses allocable to tax-exempt income). \$ _____

6. Subtract line 5 amount from line 4 amount (these are deductible expenses for federal income tax purposes on Form 2106 [2106-EZ] or Schedule C [C-EZ]). \$ _____

Income Taxes

The federal income tax is a pay-as-you-go tax. You must pay the tax as you earn or receive income during the year. Employees usually have income tax withheld from their pay. However, the pay of a qualified minister is not subject to federal income tax withholding. Ministers who are employees for income tax purposes may enter into a voluntary withholding agreement with the church to cover any income tax and self-employment social security tax that are due. IRS Publication 505 provides additional information on tax withholding and estimated taxes.

● **Tax Withholding**

Churches are not required to withhold income taxes from wages paid to ministers for services performed in the exercise of their ministry. The exemption does not apply to nonministerial church employees such as a secretary, organist, or custodian.

Minister-employees may have a voluntary withholding agreement with the employing church to cover income taxes (the amount may be set high enough to also cover the self-employment social security tax liability). Ministers need only file Form W-4 with the church to establish a voluntary withholding arrangement.

● **Estimated Tax**

Estimated tax is the method used to pay income and self-employment taxes for income that is not subject to withholding. Your estimated tax is your expected tax for the year minus your expected withholding and credits.

If you are filing a declaration of estimated tax, complete the quarterly Forms 1040-ES. If 2016 estimated taxes are \$1,000 or less, no declaration of estimated tax is required.

If your estimated tax payments for 2017 equal 90% of the 2016 tax liability, you will generally avoid underpayment penalties. An option is to make the 2017 estimated tax payments equal 100% of your 2016 federal and social security taxes (Form 1040, page 2, line 61). This method generally avoids underpayment penalties and is easier to calculate.

In estimating 2017 taxes, net earnings from self-employment should be reduced by 7.65% before calculating the self-employment tax of 15.3%. There also is an income tax deduction for one-half of your self-employment tax (Form 1040, page 1, line 27).

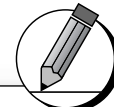
You pay one-fourth of your total estimated taxes in installments as follows:

<u>For the Period</u>	<u>Due Date</u>
Jan. 1 - Mar. 31	April 15
April 1 - May 31	June 15
June 1 - Aug. 31	September 15
Sept. 1 - Dec. 31	January 15



Idea

Though not required, churches should offer to withhold federal (and state and local, where applicable) income taxes (never FICA taxes!) from ministerial pay. Filing Forms 1040-ES often means saving up money for the 4/15, 6/15, 9/15, and 1/15 deadlines. Withholding the proper amount each week or payday is so much more efficient.



Filing Tip

When using the estimated tax method of submitting income and social security tax money to the IRS, pay at least as much as your previous year's total taxes (before offsetting withholding, estimated tax payments, etc.). Spread the payments equally over the four Forms 1040-ES. This will generally avoid underpayment penalties.



Remember

State income tax payment requirements may also be met by making estimated state tax payments.

Social Security Taxes

Social security taxes are collected under two systems. Under the Federal Insurance Contributions Act (FICA), the employer pays one-half of the tax and the employee pays the other half. Under the Self-Employment Contributions Act (SECA), the self-employed person pays all the tax (self-employment tax) as calculated on the taxpayer's Schedule SE.

Compensation received by ministers for services performed in the exercise of ministry is self-employment income and is always subject to self-employment tax (SECA). Ministerial income is exempt from SECA only if you have opted out of social security. Federal Insurance Contributions Act (FICA) social security tax should *never* be withheld from the compensation of qualified ministers.

● Opting Out of Social Security Taxes

All ministers are automatically covered by social security (SECA) for services in the exercise of ministry, unless an exemption has been received based on the filing with and approval by the IRS of Form 4361. You must certify that you oppose, either conscientiously or because of religious principles, the *acceptance* of any public insurance (with respect to services performed as a minister), including social security coverage. This includes an opposition to insurance that helps pay for or provides services for medical care (such as Medicare) and social security benefits. Your opinion of the financial stability of the social security program is not a valid basis to file for exemption.

Deadline for Filing for an Exemption

The application for exemption from self-employment tax must be filed by the date your tax return is due, including extensions, for the second year in which you had net ministerial income of \$400 or more. These do not have to be consecutive tax years.

● Computing the Self-Employment Tax

The following tax rates apply to net earnings from self-employment of \$400 or more each year:

Year	Tax Rate		Maximum Earnings Base	
	OASDI	Medicare	OASDI	Medicare
2015	12.4%	2.9%	\$118,500	no limit
2016	12.4%	2.9%	118,500	no limit
2017	12.4%	2.9%	127,200	no limit

OASDI = Old-age, survivors, and disability insurance, or social security

● Self-Employment Tax Deductions

You can take an income tax deduction equal to one-half of your self-employment tax liability. The deduction is claimed against gross income on line 27 of Form 1040, page 1. You may also deduct a portion of your self-employment tax liability in calculating your self-employment tax. This deduction is made on Schedule SE, Section A, line 4 or Section B, line 4a, by multiplying self-employment income by .9235. The purpose of these deductions is to equalize the social security (and income) taxes paid by (and for) employees and self-employed persons with equivalent income.



Warning

Opting out of social security is relatively simple. Form 4361 must be filed by the due date of the tax return for the second year with \$400 or more, any portion of which comes from the exercise of ministry. But the simplicity of opting out should not be confused with the significant difficulty of complying with the requirements for opting out.



Key Issue

Unless ministers have opted out of social security, the net ministerial income plus the excluded housing allowance and the fair rental value of church-provided housing is subject to self-employment social security tax. This is true even if the minister is retired and receiving social security benefits. There is no age limit on paying social security tax.

Line by Line

Form 1040

There are two short forms; the 51-line 1040A and the super-short, 14-line 1040EZ. Generally, ministers should use the 79-line Form 1040 instead. It accommodates every minister, and there's no penalty for leaving some of the lines blank. Besides, going down the 1040 line by line may jog your memory about money you received or spent in 2016. (Line numbers noted refer to the 1040 and related schedules.)

- **Filing status (lines 1 to 5).** **Line 2:** If your spouse died in 2016, you can still file jointly and take advantage of tax rates that would be lower than if you were to file as a single person or as a head of household.

Line 3: If you're married and live in a separate-property state, compute your tax two ways—jointly and separately. Then, file the return resulting in the lower tax.

Line 4: If you're single, you may qualify as head of household if you provided a home for someone else—like your parent. Filing as head of household rather than as a single person can save you a bundle on taxes.

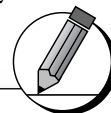
Line 5: If your spouse died in 2014 or 2015 and you have a dependent child, you can also benefit from joint-return rates as a qualifying widow(er).

- **Exemptions (lines 6a to 6d).** Remember to include a social security number for any dependent who was at least one year old on December 31, 2016. If your child does not have one, obtain Form SS-5, Application for a Social Security Number, at <http://www.ssa.gov/online/ssa-5.html>. If you are unable to secure the social security number before the filing deadline, file for an extension of time to file.

- **Income (lines 7 to 22).** **Line 7:** If your employer considered you an employee for income tax purposes, you should receive Form W-2 from the employer. The total amount of your taxable wages is shown in Box 1 of Form W-2; attach Copy B of your W-2 to your Form 1040. Include the data from other W-2s you or your spouse received on this line. If the employer erroneously included your housing allowance in Box 1, Form W-2, ask the church to reissue a corrected Form W-2.

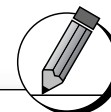
If your cash housing allowance designated and paid by the employer exceeds the lowest of (1) reasonable compensation, (2) the amount used to provide a home from current ministerial income, (3) the amount properly designated by the employer, or (4) the fair rental value of the home including utilities and furnishings, enter the difference on line 7.

Line 8a: Include as taxable-interest income the total amount of what you earned on savings accounts, certificates of deposit, credit union accounts, corporate bonds and corporate bond mutual funds, U.S. treasuries and U.S. government mutual funds, and interest paid to you for a belated federal or state tax refund (whether or not you have received a Form 1099-INT). If you haven't yet received any of the statements due to you,



Filing Tip

Form 1040, Line 7. All compensation from Forms W-2 is reported on line 7. Be sure your church has not included the housing allowance amount in Box 1 of Form W-2.



Filing Tip

Form 1040, Line 7. If the housing allowance designated by the employer exceeds the housing allowance exclusion to which you are entitled, you must include the difference on line 7 with a description "Excess housing allowance." Your exclusion is limited by the lower of the fair rental value of a minister-provided home or your actual housing expenses.

call the issuer to get them. If you received more than \$1,500 of taxable interest income in 2015, you must also complete Schedule B.

Line 8b: Here's where you note any tax-exempt interest from municipal bond funds. Don't worry—that income is not taxable. However, social security recipients must count all their tax-exempt interest when computing how much of their social security benefits will be taxable.

Line 9a: Enter as dividend income only ordinary dividends, not capital-gains dividends paid by mutual funds, which are reported on Schedule D. Your Form 1099-DIV statements show the amount and type of ordinary dividends you received in 2016. If you received more than \$1,500 in dividend income in 2016, you must also complete Schedule B. Remember: Earnings from a money-market mutual fund are considered dividend income, not interest income.

Line 10: If you received a refund of a state or local tax in 2016 that you deducted on Schedule A in a prior year, include the refund here.

Line 12: Even when you file as an employee for income tax purposes, you will probably have some honoraria or fee income from speaking engagements, weddings, funerals, and so on. This income, less related expenses (see pages 41 and 50), should be reported on Schedule C or C-EZ and entered on this line.

Line 13: Enter capital-gains dividends here if you had no other capital gains or losses in 2016.

Line 15a: Report as IRA distributions even amounts you rolled over tax-free in 2016 from one IRA into another. On line 15b, you will report as taxable the amount of any IRA distributions that you did not roll over minus any return of nondeductible contributions.

Line 16a: It's likely that only a portion of the total pensions and annuities you received is taxable. Your Form 1099-R will show the taxable amount, which you enter on line 16b. If you received pensions and annuities from a denominationally sponsored plan, you may be eligible to exclude a portion or all of these payments as a housing allowance.

Line 20a: No more than 85% of your social security benefits can be taxed for 2016 and none at all if your provisional income is below \$32,000 on a joint return, or \$25,000 for singles. If your income doesn't exceed the threshold, leave this line blank. If it does, use the worksheet on Form 1099-SSA to compute taxes on your benefits.


- **Adjustments to income (lines 23 to 37).** **Line 25:** Health savings account deduction. Contributions made by a taxpayer to a health savings account (HSA) up to \$3,350 for an individual plan and up to \$6,750 for a family plan are deductible on this line. Individuals who have reached age 55 by the end of the tax year are allowed to increase their annual contribution for years after 2016.

Line 26: If your employer paid directly or reimbursed you for your qualified moving costs incurred in 2016, these amounts would not be included as compensation on your Form W-2. Therefore, you would have no moving expenses to deduct on line 26. However, if part or all of your moving costs were not paid directly or reimbursed, deduct these expenses here.



Remember

Most ministers do not have to file a separate schedule if interest or dividend income is \$1,500 or less. Only the totals need to be reported on Form 1040.




Filing Tip

Form 1040, Line 12. The only ministerial income that should be reported on line 12 is fees from weddings, funerals, speaking engagements, and similar income. Unreimbursed expenses related to this income should be deducted on Schedule C or Schedule C-EZ.

Line 27: One-half of your social security tax that is deductible for income tax purposes is reflected on this line. This number comes from Schedule SE, Section A, line 6 or Section B, line 13.

Line 33: Interest paid on a qualifying student loan may be deducted on this line.

Line 36: If you are employed as a chaplain or any other minister-employee of a nonreligious organization, use this line for your deduction of 403(b) contributions that you sent directly to the plan. On the dotted line next to line 36, enter the amount of your deduction and identify it as indicated.



Filing Tip

Form 1040, Line 54. If you made contributions to a 403(b) or 401(k) plan, and your adjusted gross income was \$50,000 or less, you may be eligible for this credit. The credit is also available for contributions to either a traditional or a Roth IRA. The excluded portion of minister's housing does not reduce this credit.

- **Tax computation (lines 38 to 56).** **Line 40:** Claim the standard deduction only if the amount exceeds what you could write off in itemizing expenses on Schedule A. For 2016, the standard deduction is \$12,600 joint, \$9,300 head of household, and \$6,300 single. The amounts are higher if you or your spouse is 65 or older or legally blind.

Line 52: Taxpayers with adjusted gross income of \$50,000 or less may claim a credit on this line equal to a certain percentage of the employee contributions made to a retirement account or IRA (must complete Form 8880).

- **Other taxes (lines 57 to 63).** **Line 57:** If you are a qualified minister (see pages 7–8) and have not opted out of social security, you are self-employed for social security tax purposes. Your social security is not withheld by your church but is calculated on Schedule SE if you had net earnings of \$400 or more and paid with Form 1040. The tax is 15.3% of the first \$118,500 of 2016 self-employment income and 2.95% of income above \$118,500. If your total wages and self-employment earnings were less than \$118,500, you can probably save time and headaches by filing the Short Schedule SE on the front of the SE form.

Line 59: You will owe the tax on qualified plans plus the 10% penalty on the amount you withdrew from your IRA or another retirement plan if you were under 59½, unless you meet certain exceptions.

- **Payments (lines 64 to 74).** **Line 64:** Did you have a voluntary withholding arrangement whereby your employing church withheld federal income tax from your compensation? Then show the amount of federal income tax the church withheld (from your W-2, Box 2) along with other federal income tax withholding from other employment of you or your spouse here. Also include tax withheld on your W-2G and other Forms 1099 and W-2. The amount withheld should be shown in Box 2 of Form W-2G, in Box 6 of Form 1099-SSA, and Box 4 of other Forms 1099.

Line 65: Don't get confused: Even though you made your fourth-quarter 2016 estimated tax payment in January 2017, it's counted on your 2016 return.

Line 66a: Enter your earned income tax credit here or let the IRS calculate it for you. If you have a qualifying child, you must complete Schedule EIC.

- **Refund or amount you owe (lines 75 to 79).** **Line 79:** The IRS assumes you must pay the estimated tax penalty if you owe \$1,000 or more beyond what you've paid through withholding or estimated tax and the amount due is more than 110% of your 2015 tax bill. You may qualify for one of several exceptions, however. Use Form 2210 to prove your case.

Schedule A (Itemized Deductions)

If you live in church-provided housing, you often cannot itemize. However, you can work through Schedule A just to see whether you might have more write-offs than the standard deduction will permit.

- **Medical and dental expenses (lines 1 to 4).** Don't overlook the cost of getting to and from the doctor or druggist. Write off 19 cents per mile plus the cost of parking. If you didn't drive, deduct your bus, train, or taxi fares. The cost of trips to see out-of-town specialists and as much as \$50 a day for the cost of lodging when you're out of town to get medical care count toward the 7.5%. Include all your health insurance premiums, as well as Medicare Part B premiums for 2016.
- **Taxes you paid (lines 5 to 9).** Even though your real estate taxes are a housing expense excludable under the housing allowance, you may still deduct them (even for multiple properties if not deducted elsewhere on the return) on line 6 as an itemized deduction—one of the few “double deductions” allowed in the tax law.
- **Interest you paid (lines 10 to 15).** **Line 10:** If you bought a house during 2016, review your escrow or settlement papers for any mortgage interest you paid that was not shown on your lender's year-end statement. If you paid interest on a second mortgage or line of credit secured by your home, include the interest expense here.

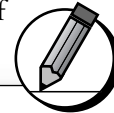
As with real estate taxes, it is possible to deduct mortgage interest as an itemized deduction even if the interest is included in housing expenses subject to a housing allowance. Interest paid on a secured mortgage is deductible on Schedule A regardless of how the proceeds of the loan are used. However, the only mortgage interest properly includible as housing expense under a housing allowance is when the loan proceeds were used to provide housing. For example, interest on a second mortgage used to finance your child's college education is deductible on Schedule A but does not qualify as a housing expense for housing allowance purposes.

Don't overlook points you paid to get the mortgage. All of the points are generally deductible as interest here. Points paid for a refinancing must be amortized over the life of the loan. However, you can deduct on your 2016 return the portion of all points paid that correspond with the percentage of your refinancing used for home improvements.

- **Gifts to charity (lines 16 to 19).** **Line 16:** For gifts you made in 2016, you must have written acknowledgments from the charity of any single gifts of \$250 or more and for all gifts of cash.


Line 17: Deduct your charitable mileage for any volunteer work at the rate of 14 cents a mile.

- **Job expenses and other miscellaneous deductions (lines 21 to 27).** Don't assume you can't surmount the 2% AGI floor on these miscellaneous deductions. A wealth of employee business, investment, and tax-related expenses—from job-hunting costs to tax preparation fees—are deductible here. And if you bought business equipment required by your employer and you were not reimbursed, you can write off its entire cost up to the 2016 limit. (However, see the allocation of expense rules, page 29, and examples on pages 43 and 61.)



Filing Tip

Schedule A, Lines 6, 10-12. These lines relate to the most significant tax break available to ministers who own their own homes. Even though real estate taxes, mortgage interest, and points are excludable under the housing allowance, subject to certain limits, the same amounts are deductible as itemized deductions.



Filing Tip

Schedule A, Line 21. Since the deduction for meal and entertainment expense is limited on Form 2106, expenses claimed on lines 21 to 23 are reduced by 2% of your adjusted gross income, and the standard deduction may be advantageous for you. Using an accountable expense reimbursement plan to reduce or eliminate unreimbursed expenses is generally a wise move.

Sample Return No. 1

- Accountable expense reimbursement plan
- Minister owns residence
- Pays federal taxes through voluntary withholding
- Church reimbursed nonqualifying moving expenses
- Housing fair rental value test applied
- 403(b) contribution by salary reduction and employer contributions
- Application of Deason Rule

Minister considered to be an employee for income tax purposes with an accountable business expense plan.

The Browns live in a home they are personally purchasing. Pastor Brown has entered into a voluntary withholding agreement with the church, and \$12,000 of federal income taxes are withheld.

Income, Benefits, and Reimbursements:

Church salary	\$64,850
Christmas and other special occasion gifts paid by the church based on designed member-gifts to the church	750
Honoraria for performing weddings, funerals, and baptisms	650
Honorarium for speaking as an evangelist at another church	1,000
Mutual fund dividend income:	
Capital gain distributions	150
Ordinary	954
Interest income:	
Taxable	675
Tax-exempt	1,200
Reimbursement of self-employment tax	12,000

Business Expenses, Itemized Deductions, Housing, and Other Data:

100% of church-related expenses (including 9,412 business miles) paid personally were reimbursed by the church under an accountable expense plan, based on timely substantiation of the expenses.

Expenses related to honoraria income:

Parking	\$ 25
Travel –	
920 x 54¢ per mile	497
Meals and entertainment	50
Other	200

Potential itemized deductions:

Unreimbursed doctors, dentists, and drugs	1,500
State and local income taxes:	
2015 taxes paid in 2016	400
Withheld from salary	1,600
Real estate taxes on home	1,000
Home mortgage interest	14,850
Cash contributions	8,200
Noncash contributions – household furniture/fair market value	266
Tax preparation fee	200
Student loan interest	1,906

Housing data:

Designation	26,000
Actual expenses	25,625
Fair rental value including utilities	25,000

403(b) pre-tax contributions for Pastor Brown:

Voluntary employee contributions made under a salary reduction agreement	500
Nonvoluntary employer contributions	2,000

Moving expenses reimbursed under a

nonqualified plan (see page 45)	6,750
---------------------------------	-------

Form 1040	Department of the Treasury – Internal Revenue Service (99)	2016	OMB No. 1545-0074
U.S. Individual Income Tax Return		E-S Use Only – Do not write or staple in this space.	
For the year Jan. 1–Dec. 31, 2016, or other tax year beginning		, 2016, ending	
Your first name and initial Milton L.		Last name Brown	See separate instructions.
If a joint return, spouse's first name and initial Alessia S.		Last name Brown	Your social security number 541 16 8194
Home address (number and street). If you have a P.O. box, see instructions. 418 Trenton Street		Apt. no.	Spouse's social security number 238 49 7249
City, town or post office, state, and ZIP code. If you have a foreign address, also complete spaces below (see instructions). Springfield, OH 45504		Foreign country name	Foreign province/state/country
Foreign postal code		Foreign postal code	
Filing Status		Presidential Election Campaign	
1 <input type="checkbox"/> Single 2 <input checked="" type="checkbox"/> Married filing jointly (even if only one had income) 3 <input type="checkbox"/> Married filing separately. Enter spouse's SSN above and full name here. ▶ 4 <input type="checkbox"/> Head of household (with qualifying person). (See instructions.) If the qualifying person is a child but not your dependent, enter this child's name here. ▶ 5 <input type="checkbox"/> Qualifying widow(er) with dependent child		Check here if you, or your spouse if filing jointly, want \$3 to go to this fund. Checking a box below will not change your tax or refund. <input type="checkbox"/> You <input type="checkbox"/> Spouse	
Exemptions		Boxes checked on 6a and 6b	
6a <input checked="" type="checkbox"/> Yourself. If someone can claim you as a dependent, do not check box 6a. b <input checked="" type="checkbox"/> Spouse		No. of children on 6c who: • lived with you • did not live with you due to divorce or separation (see instructions) Dependents on 6c not entered above	
c Dependents: (1) First name Last name (2) Dependent's social security number (3) Dependent's relationship to you (4) <input checked="" type="checkbox"/> If child under age 17 qualifying for child tax credit (see instructions)		Add numbers on lines above ▶	
Charles Brown 514 43 9196 Son <input checked="" type="checkbox"/>		2 1	
d Total number of exemptions claimed		3	
Income			
7 Wages, salaries, tips, etc. Attach Form(s) W-2 Incl. Excess Housing Allow. \$1,000		7	58,850
8a Taxable interest. Attach Schedule B if required		8a	675
b Tax-exempt interest. Do not include on line 8a		8b	1,200
9a Ordinary dividends. Attach Schedule B if required		9a	954
b Qualified dividends		9b	954
10 Taxable refunds, credits, or offsets of state and local income taxes		10	
11 Alimony received		11	
12 Business income or (loss). Attach Schedule C or C-EZ		12	1,120
13 Capital gain or (loss). Attach Schedule D if required. If not required, check here ▶ <input checked="" type="checkbox"/>		13	150
14 Other gains or (losses). Attach Form 4797		14	
15a IRA distributions		15a	
b Taxable amount		15b	
16a Pensions and annuities		16a	
b Taxable amount		16b	
17 Rental real estate, royalties, partnerships, S corporations, trusts, etc. Attach Schedule E		17	
18 Farm income or (loss). Attach Schedule F		18	
19 Unemployment compensation		19	
20a Social security benefits		20a	
b Taxable amount		20b	
21 Other income. List type and amount		21	
22 Combine the amounts in the far right column for lines 7 through 21. This is your total income ▶		22	61,749
Adjusted Gross Income			
23 Educator expenses		23	
24 Certain business expenses of reservists, performing artists, and fee-basis government officials. Attach Form 2106 or 2106-EZ		24	
25 Health savings account deduction. Attach Form 8889		25	
26 Moving expenses. Attach Form 3903		26	
27 Deductible part of self-employment tax. Attach Schedule SE		27	5,988
28 Self-employed SEP, SIMPLE, and qualified plans		28	
29 Self-employed health insurance deduction		29	
30 Penalty on early withdrawal of savings		30	
31a Alimony paid b Recipient's SSN ▶		31a	
32 IRA deduction		32	
33 Student loan interest deduction		33	1,906
34 Tuition and fees. Attach Form 8917		34	
35 Domestic production activities deduction. Attach Form 8903		35	
36 Add lines 23 through 35		36	7,894
37 Subtract line 36 from line 22. This is your adjusted gross income ▶		37	53,855

For Disclosure, Privacy Act, and Paperwork Reduction Act Notice, see separate instructions. Cat. No. 113208 Form 1040 (2016)

Line 7 – See page 44 for the calculation of the excess housing allowance.
 Line 27 – See page 31 for the explanation of the self-employment tax deduction.

Form 1040 (2016) Page **2**

	38 Amount from line 37 (adjusted gross income)	38	53,855
Tax and Credits	39a Check <input type="checkbox"/> You were born before January 2, 1952, <input type="checkbox"/> Blind. Total boxes if: <input type="checkbox"/> Spouse was born before January 2, 1952, <input type="checkbox"/> Blind. checked ▶ 39a <input type="checkbox"/>		
	b If your spouse itemizes on a separate return or you were a dual-status alien, check here ▶ 39b <input type="checkbox"/>		
Standard Deduction for— • People who check any box on line 39a or 39b or who can be claimed as a dependent, see instructions. • All others: Single or Married filing separately, \$6,300 Married filing jointly or Qualifying widower, \$12,600 Head of household, \$9,300	40 Itemized deductions (from Schedule A) or your standard deduction (see left margin)	40	26,316
	41 Subtract line 40 from line 38	41	27,539
	42 Exemptions. If line 38 is \$155,850 or less, multiply \$4,050 by the number on line 8d. Otherwise, see instructions	42	12,150
	43 Taxable income. Subtract line 42 from line 41. If line 42 is more than line 41, enter -0-	43	15,389
	44 Tax (see instructions). Check if any from: a <input type="checkbox"/> Form(s) 8814 b <input type="checkbox"/> Form 4972 c <input type="checkbox"/>	44	1,428
	45 Alternative minimum tax (see instructions). Attach Form 6251	45	
	46 Excess advance premium tax credit repayment. Attach Form 8962	46	
	47 Add lines 44, 45, and 46 ▶	47	1,428
	48 Foreign tax credit. Attach Form 1116 if required	48	
	49 Credit for child and dependent care expenses. Attach Form 2441	49	
50 Education credits from Form 8863, line 19	50		
51 Retirement savings contributions credit. Attach Form 8880	51		
52 Child tax credit. Attach Schedule 8812, if required	52	1,000	
53 Residential energy credits. Attach Form 5695	53		
54 Other credits from Form: a <input type="checkbox"/> 3800 b <input type="checkbox"/> 8801 c <input type="checkbox"/>	54		
55 Add lines 48 through 54. These are your total credits	55	1,000	
56 Subtract line 55 from line 47. If line 55 is more than line 47, enter -0- ▶	56	428	
Other Taxes	57 Self-employment tax. Attach Schedule SE	57	11,975
	58 Unreported social security and Medicare tax from Form: a <input type="checkbox"/> 4137 b <input type="checkbox"/> 8919	58	
	59 Additional tax on IRAs, other qualified retirement plans, etc. Attach Form 5329 if required	59	
	60a Household employment taxes from Schedule H	60a	
	b First-time homebuyer credit repayment. Attach Form 5405 if required	60b	
	61 Health care: individual responsibility (see instructions) Full-year coverage <input checked="" type="checkbox"/>	61	
	62 Taxes from: a <input type="checkbox"/> Form 8959 b <input type="checkbox"/> Form 8960 c <input type="checkbox"/> Instructions; enter code(s)	62	
63 Add lines 56 through 62. This is your total tax ▶	63	12,403	
Payments	64 Federal income tax withheld from Forms W-2 and 1099	64	12,000
	65 2016 estimated tax payments and amount applied from 2015 return	65	
	66a Earned income credit (EIC)	66a	
	b Nontaxable combat pay election 66b	66b	
	67 Additional child tax credit. Attach Schedule 8812	67	
	68 American opportunity credit from Form 8863, line 8	68	
	69 Net premium tax credit. Attach Form 8962	69	
	70 Amount paid with request for extension to file	70	
	71 Excess social security and tier 1 RRTA tax withheld	71	
	72 Credit for federal tax on fuels. Attach Form 4136	72	
73 Credits from Form: a <input type="checkbox"/> 2439 b <input type="checkbox"/> 8320 c <input type="checkbox"/> 8865 d <input type="checkbox"/>	73		
74 Add lines 64, 65, 66a, and 67 through 73. These are your total payments ▶	74	12,000	
Refund	75 If line 74 is more than line 63, subtract line 63 from line 74. This is the amount you overpaid	75	
	76a Amount of line 75 you want refunded to you. If Form 8888 is attached, check here <input type="checkbox"/>	76a	
	b Routing number ▶ c Type: <input type="checkbox"/> Checking <input type="checkbox"/> Savings		
Direct deposit? See instructions. ▶ d Account number			
77 Amount of line 75 you want applied to your 2017 estimated tax ▶	77		
78 Amount you owe. Subtract line 74 from line 63. For details on how to pay, see instructions ▶	78	403	
You Owe	79 Estimated tax penalty (see instructions)	79	
Third Party Designee	Do you want to allow another person to discuss this return with the IRS (see instructions)? <input type="checkbox"/> Yes. Complete below. <input type="checkbox"/> No		
	Designee's name ▶	Phone no. ▶	Personal identification number (PIN) ▶ <input type="text"/>
Sign Here	Under penalties of perjury, I declare that I have examined this return and accompanying schedules and statements, and to the best of my knowledge and belief, they are true, correct, and complete. Declaration of preparer (other than taxpayer) is based on all information of which preparer has any knowledge.		
	Joint return? See instructions. Keep a copy for your records. ▶	Your signature <i>William A. Brown</i>	Date 4/15/17
	Spouse's signature. If a joint return, both must sign. <i>Glossia S. Brown</i>	Date 4/15/17	Spouse's occupation Housewife If the IRS sent you an Identity Protection PIN, enter it here (see inst.) <input type="text"/>
Paid Preparer Use Only	Print/Type preparer's name	Preparer's signature	Date
	Firm's name ▶	Check <input type="checkbox"/> if self-employed	
	Firm's address ▶	Firm's EIN ▶	Phone no.

www.irs.gov/form1040 Form **1040** (2016)

Line 44 – If applicable, be sure to use "Qualified Dividends and Capital Gain Tax Worksheet" in the instructions to Form 1040.

Line 64 – The minister had income tax withheld under a voluntary withholding agreement with the church. Notice that income tax was withheld relating to both the income and social security tax liability.

SCHEDULE A (Form 1040)		Itemized Deductions		OMB No. 1545-0074	
Department of the Treasury Internal Revenue Service (93)		▶ Information about Schedule A and its separate instructions is at www.irs.gov/schedulea .		2016	
Name(s) shown on Form 1040		▶ Attach to Form 1040.		Attachment Sequence No. 07	
Milton L. and Alessia S. Brown				Your social security number 541-16-8194	
Caution: Do not include expenses reimbursed or paid by others.					
Medical and Dental Expenses	1	Medical and dental expenses (see instructions)	1,500		
	2	Enter amount from Form 1040, line 38 <u>2</u> 53,855			
	3	Multiply line 2 by 10% (0.10). But if either you or your spouse was born before January 2, 1952, multiply line 2 by 7.5% (0.075) instead	5,386		
	4	Subtract line 3 from line 1. If line 3 is more than line 1, enter -0-			0
Taxes You Paid	5	State and local (check only one box): a <input checked="" type="checkbox"/> Income taxes, or b <input type="checkbox"/> General sales taxes	2,000		
	6	Real estate taxes (see instructions)	1,000		
	7	Personal property taxes			
	8	Other taxes. List type and amount ▶			
	9	Add lines 5 through 8			3,000
Interest You Paid	10	Home mortgage interest and points reported to you on Form 1098	14,850		
	11	Home mortgage interest not reported to you on Form 1098. If paid to the person from whom you bought the home, see instructions and show that person's name, identifying no., and address ▶			
	12	Points not reported to you on Form 1098. See instructions for special rules			
	13	Mortgage insurance premiums (see instructions)			
	14	Investment interest. Attach Form 4952 if required. (See instructions.)			
15	Add lines 10 through 14			14,850	
Gifts to Charity	16	Gifts by cash or check. If you made any gift of \$250 or more, see instructions	8,200		
	17	Other than by cash or check. If any gift of \$250 or more, see instructions. You must attach Form 8283 if over \$500	266		
	18	Carryover from prior year			
	19	Add lines 16 through 18			8,466
Casualty and Theft Losses	20	Casualty or theft loss(es). Attach Form 4684. (See instructions.)			
	21	Unreimbursed employee expenses—job travel, union dues, job education, etc. Attach Form 2106 or 2106-EZ if required. (See instructions.) ▶			
Job Expenses and Certain Miscellaneous Deductions	22	Tax preparation fees	200		
	23	Other expenses—investment, safe deposit box, etc. List type and amount ▶			
	24	Add lines 21 through 23	200		
	25	Enter amount from Form 1040, line 38 <u>25</u> 53,855			
	26	Multiply line 25 by 2% (0.02)	1,077		
27	Subtract line 26 from line 24. If line 26 is more than line 24, enter -0-			0	
Other Miscellaneous Deductions	28	Other—from list in instructions. List type and amount ▶			
Total Itemized Deductions	29	Is Form 1040, line 38, over \$155,650? <input checked="" type="checkbox"/> No. Your deduction is not limited. Add the amounts in the far right column for lines 4 through 28. Also, enter this amount on Form 1040, line 40. <input type="checkbox"/> Yes. Your deduction may be limited. See the Itemized Deductions Worksheet in the instructions to figure the amount to enter.			26,316
	30	If you elect to itemize deductions even though they are less than your standard deduction, check here <input type="checkbox"/>			

Lines 6 and 10 – The real estate taxes and home mortgage interest are deducted on this form plus excluded from income on line 7, Form 1040, page 1 as a housing allowance.

Line 21 – There are no unreimbursed employee expenses to deduct since the church reimbursed all the professional expenses under an accountable expense reimbursement plan.

**SCHEDULE C-EZ
(Form 1040)**

Department of the Treasury
Internal Revenue Service (98)

Net Profit From Business

(Sole Proprietorship)

▶ Partnerships, joint ventures, etc., generally must file Form 1065 or 1065-B.
▶ Attach to Form 1040, 1040NR, or 1041. ▶ See instructions on page 2.

OMB No. 1545-0044

2016

Attachment
Sequence No. **09A**

Name of proprietor
Milton L. Brown

Social security number (SSN)
541-16-8194

Part I General Information

**You May Use
Schedule C-EZ
Instead of
Schedule C
Only If You:**

- Had business expenses of \$5,000 or less.
- Use the cash method of accounting.
- Did not have an inventory at any time during the year.
- Did not have a net loss from your business.
- Had only one business as either a sole proprietor, qualified joint venture, or statutory employee.

And You:

- Had no employees during the year.
- Do not deduct expenses for business use of your home.
- Do not have prior year unallowed passive activity losses from this business, and
- Are not required to file Form 4582, Depreciation and Amortization, for this business. See the instructions for Schedule C, line 13, to find out if you must file.

A Principal business or profession, including product or service
Minister

B Enter business code (see page 2)
813000

C Business name. If no separate business name, leave blank.

D Enter your EIN (see page 2)

E Business address (including suite or room no.). Address not required if same as on page 1 of your tax return.
City, town or post office, state, and ZIP code

F Did you make any payments in 2016 that would require you to file Form(s) 1099? (see the Instructions for Schedule C) Yes No

G If "Yes," did you or will you file required Forms 1099? Yes No

Part II Figure Your Net Profit

1 Gross receipts. Caution: If this income was reported to you on Form W-2 and the "Statutory employee" box on that form was checked, see <i>Statutory employees</i> in the instructions for Schedule C, line 1, and check here <input type="checkbox"/>	1	1,650
2 Total expenses (see page 2). If more than \$5,000, you must use Schedule C	2	530
3 Net profit. Subtract line 2 from line 1. If less than zero, you must use Schedule C. Enter on both Form 1040, line 12, and Schedule SE, line 2, or on Form 1040NR, line 13, and Schedule SE, line 2 (see instructions). (Statutory employees do not report this amount on Schedule SE, line 2.) Estates and trusts, enter on Form 1041, line 3	3	1,120

Part III Information on Your Vehicle. Complete this part **only** if you are claiming car or truck expenses on line 2.

4 When did you place your vehicle in service for business purposes? (month, day, year) ▶ **1/1/07**

5 Of the total number of miles you drove your vehicle during 2016, enter the number of miles you used your vehicle for:
Schedule C 920

a Business **9,412** **b** Commuting (see page 2) **1,216** **c** Other

6 Was your vehicle available for personal use during off-duty hours? Yes No

7 Do you (or your spouse) have another vehicle available for personal use? Yes No

8a Do you have evidence to support your deduction? Yes No

b If "Yes," is the evidence written? Yes No

For Paperwork Reduction Act Notice, see the separate Instructions for Schedule C (Form 1040). Cat. No. 14374D Schedule C-EZ (Form 1040) 2016

Gross receipts:	Expenses:
Honoraria (weddings, etc.) \$650	See Attachment 1 on page 43
Speaking honorarium 1,000	
<u>\$1,650</u>	

Most ministers considered to be employees for income tax purposes (with that income reported on line 7, Form 1040, page 1) also have honoraria and fee income and related expenses that are reportable on Schedule C (C-EZ).

Schedule SE (Form 1040) 2016

Attachment Sequence No. **17**

Page **2**

Name of person with self-employment income (as shown on Form 1040 or Form 1040NR)
Milton L. Brown

Social security number of person with self-employment income ▶

541-16-8194

Section B—Long Schedule SE

Part I Self-Employment Tax

Note. If your only income subject to self-employment tax is church employee income, see instructions. Also see instructions for the definition of church employee income.

A If you are a minister, member of a religious order, or Christian Science practitioner and you filed Form 4361, but you had \$400 or more of other net earnings from self-employment, check here and continue with Part I

1a Net farm profit or (loss) from Schedule F, line 34, and farm partnerships, Schedule K-1 (Form 1065), box 14, code A. **Note.** Skip lines 1a and 1b if you use the farm optional method (see instructions)

b If you received social security retirement or disability benefits, enter the amount of Conservation Reserve Program payments included on Schedule F, line 4b, or listed on Schedule K-1 (Form 1065), box 20, code Z

2 Net profit or (loss) from Schedule C, line 31; Schedule C-EZ, line 3; Schedule K-1 (Form 1065), box 14, code A (other than farming); and Schedule K-1 (Form 1065-B), box 9, code J1. Ministers and members of religious orders, see instructions for types of income to report on this line. See instructions for other income to report. **Note.** Skip this line if you use the nonfarm optional method (see instructions)

3 Combine lines 1a, 1b, and 2

4a If line 3 is more than zero, multiply line 3 by 92.35% (0.9235). Otherwise, enter amount from line 3 **Note.** If line 4a is less than \$400 due to Conservation Reserve Program payments on line 1b, see instructions.

b If you elect one or both of the optional methods, enter the total of lines 15 and 17 here

c Combine lines 4a and 4b. If less than \$400, stop; you do not owe self-employment tax.

Exception. If less than \$400 and you had church employee income, enter -0- and continue ▶

5a Enter your church employee income from Form W-2. See instructions for definition of church employee income **5a**

b Multiply line 5a by 92.35% (0.9235). If less than \$100, enter -0- **5b**

6 Add lines 4c and 5b **6**

7 Maximum amount of combined wages and self-employment earnings subject to social security tax or the 6.2% portion of the 7.65% railroad retirement (tier 1) tax for 2016 **7**

8a Total social security wages and tips (total of boxes 3 and 7 on Form(s) W-2) and railroad retirement (tier 1) compensation. If \$118,500 or more, skip lines 8b through 10, and go to line 11 **8a**

b Unreported tips subject to social security tax (from Form 4137, line 10) **8b**

c Wages subject to social security tax (from Form 8919, line 10) **8c**

d Add lines 8a, 8b, and 8c **8d**

9 Subtract line 8d from line 7. If zero or less, enter -0- here and on line 10 and go to line 11 ▶ **9**

10 Multiply the smaller of line 6 or line 9 by 12.4% (0.124) **10**

11 Multiply line 6 by 2.9% (0.029) **11**

12 Self-employment tax. Add lines 10 and 11. Enter here and on Form 1040, line 57, or Form 1040NR, line 55 **12**

13 Deduction for one-half of self-employment tax. Multiply line 12 by 50% (0.50). Enter the result here and on Form 1040, line 27, or Form 1040NR, line 27 **13**

Part II Optional Methods To Figure Net Earnings (see instructions)

Farm Optional Method. You may use this method only if (a) your gross farm income¹ was not more than \$7,560, or (b) your net farm profits² were less than \$5,457.

14 Maximum income for optional methods **14**

15 Enter the smaller of: two-thirds (2/3) of gross farm income¹ (not less than zero) or \$5,040. Also include this amount on line 4b above **15**

Nonfarm Optional Method. You may use this method only if (a) your net nonfarm profits² were less than \$5,457 and also less than 72.189% of your gross nonfarm income,⁴ and (b) you had net earnings from self-employment of at least \$400 in 2 of the prior 3 years. **Caution.** You may use this method no more than five times.

16 Subtract line 15 from line 14 **16**

17 Enter the smaller of: two-thirds (2/3) of gross nonfarm income⁴ (not less than zero) or the amount on line 16. Also include this amount on line 4b above **17**

¹ From Sch. F, line 9, and Sch. K-1 (Form 1065), box 14, code B.

² From Sch. F, line 34, and Sch. K-1 (Form 1065), box 14, code A—minus the amount you would have entered on line 1b had you not used the optional method.

³ From Sch. C, line 31; Sch. C-EZ, line 3; Sch. K-1 (Form 1065), box 14, code A; and Sch. K-1 (Form 1065-B), box 9, code J1.

⁴ From Sch. C, line 7; Sch. C-EZ, line 1; Sch. K-1 (Form 1065), box 14, code C; and Sch. K-1 (Form 1065-B), box 9, code J2.

Schedule SE (Form 1040) 2016

Line 2 – See Attachment 2 on page 43.

Line 4 – This line results in the deduction of a portion of the self-employment tax liability.

A minister must use Section B-Long Schedule if he or she received nonministerial wages (subject to FICA) and the total of these wages and net ministerial self-employment earnings (W-2 and Schedule C [C-EZ]-related) is more than \$118,500.

Attachment 1.**Computation of expenses, allocatable to tax-free ministerial income, that are nondeductible.**

	<u>Taxable</u>	<u>Tax-Free</u>	<u>Total</u>
Salary as a minister	\$ 57,850		\$ 57,850
Housing allowance:			
Amount designated and paid by church	\$ 26,000		
Actual expenses	25,625		
Fair rental value of home (including furnishings and utilities)	25,000		
Taxable portion of allowance (excess of amount designated & paid over lesser of actual expenses or fair rental value)	<u>1,000</u>		
	1,000		1,000
Tax-free portion of allowance (lesser of amount designated, actual expenses, or fair rental value)		25,000	
Gross income from weddings, baptisms, and honoraria	<u>1,650</u>		<u>1,650</u>
Ministerial Income	<u>\$ 60,500</u>	<u>\$ 25,000</u>	<u>\$ 85,500</u>
% of nondeductible expenses: \$25,000/\$85,500 = 29%			

Schedule C-EZ Deduction Computation

Parking	\$ 25
Meals & Entertainment (\$50 x 50% deductible portion)	25
Other	200
Mileage (920 miles x 54 cents per mile)	<u>497</u>
Unadjusted Schedule C-EZ expenses	747
Minus:	
Nondeductible part of Schedule C-EZ expenses (29% x \$747)	<u>(217)</u>
Schedule C-EZ deductions (line 2) (See page 41)	<u>\$ 530</u>

Attachment 2.**Net earnings from self-employment (attachment to Schedule SE, Form 1040)**

Church wages	\$ 57,850
Housing allowance	26,000
Net profit from Schedule C-EZ	<u>1,120</u>
	84,970
Less:	
Schedule C-EZ expenses allocable to tax-free income	<u>(217)</u>
Net Self-Employed Income	
Schedule SE, Section A, line 2 (See page 42)	<u>\$ 84,753</u>

Housing Allowance Worksheet

Minister-Owned Home

Name: Milton L. Brown

For the period January 1, 2016 to December 31, 2016

Date designation approved December 20, 2015

Allowable Housing Expenses *(expenses paid from current income)*

	<u>Estimated Expenses</u>	<u>Actual</u>
Down payment on purchase of housing	\$ _____	\$ _____
Housing loan principal and interest payments	<u>18,117</u>	<u>18,875</u>
Real estate commission, escrow fees	_____	_____
Real property taxes	<u>900</u>	<u>1,000</u>
Personal property taxes on contents	_____	_____
Homeowner's insurance	<u>500</u>	<u>550</u>
Personal property insurance on contents	<u>150</u>	<u>200</u>
Umbrella liability insurance	<u>100</u>	_____
Structural maintenance and repair	_____	<u>550</u>
Landscaping, gardening, and pest control	_____	<u>200</u>
Furnishings <i>(purchase, repair, replacement)</i>	_____	<u>400</u>
Decoration and redecoration	_____	_____
Utilities <i>(gas, electricity, water)</i> and trash collection	<u>3,500</u>	<u>3,500</u>
Local telephone expense <i>(base charge)</i>	<u>150</u>	<u>150</u>
Homeowner's association dues/condominium fees	<u>219</u>	<u>200</u>
Subtotal	<u>23,636</u>	
10% allowance for unexpected expenses	<u>2,364</u>	
TOTAL	<u>\$ 26,000</u>	<u>\$ 25,625</u> (A)
Properly designated housing allowance		<u>\$ 26,000</u> (B)
Fair rental value of home, including furnishings, plus utilities		<u>\$ 25,000</u> (C)

Note: The amount excludable from income for federal income tax purposes is the *lowest* of A, B, or C.

The \$1,000 difference between the designation (\$26,000) and the fair rental value (\$25,000) is reported as additional income on Form 1040, line 7.

22222		Void <input type="checkbox"/>	a Employee's social security number 541-16-8194		For Official Use Only ▶ OMB No. 1545-0008	
b Employer identification number (EIN) 38-9417217			1 Wages, tips, other compensation 57850.00		2 Federal income tax withheld 12000.00	
c Employer's name, address, and ZIP code Magnolia Springs Church 4805 Douglas Road Springfield, OH 45504			3 Social security wages		4 Social security tax withheld	
			5 Medicare wages and tips		6 Medicare tax withheld	
			7 Social security tips		8 Allocated tips	
d Control number			9		10 Dependent care benefits	
e Employee's first name and initial Milton L.		Last name Brown		Suff.		11 Nonqualified plans
f Employee's address and ZIP code 418 Trenton Street Springfield, OH 45504			12a See instructions for box 12 E 500		12b	
			13 Stationary employee <input type="checkbox"/> Retirement plan <input checked="" type="checkbox"/> Third-party sick pay <input type="checkbox"/>		12c	
			14 Other		12d	
15 State	Employer's state ID number	16 State wages, tips, etc.	17 State income tax	18 Local wages, tips, etc.	19 Local income tax	20 Locality name
OH	677803	57850.00	1600.00			

Form W-2 Wage and Tax Statement 2016 Department of the Treasury—Internal Revenue Service
Copy A For Social Security Administration — Send this entire page with Form W-3 to the Social Security Administration; photocopies are **not** acceptable. **For Privacy Act and Paperwork Reduction Act Notice, see the separate instructions.**
 Cat. No. 10134D

Do Not Cut, Fold, or Staple Forms on This Page

Explanation of compensation reported on Form W-2, Box 1:

Salary (\$64,850 less \$26,000 housing allowance and \$500 403[b] contributions)	\$ 38,350
Special occasion gifts	750
Reimbursement of self-employment tax	12,000
Moving expense reimbursement of nonqualified expenses	<u>6,750</u>
	<u>\$ 57,850</u>

Pastor Brown received reimbursements of \$7,593 under an accountable expense reimbursement plan. The reimbursements are not included on Form W-2 or deductible on Form 1040. There is no requirement to add the reimbursements to income taxable for social security purposes on Schedule SE.

Pastor Brown was also reimbursed for \$6,750 of nonqualified moving expenses. He failed the distance test in that his new principal place of work was less than 50 miles farther from his old residence than the old residence was from his old place of work.

Sample Return No. 2

- Nonaccountable expense reimbursements
- Minister occupies a church-provided parsonage
- Pays federal taxes using Form 1040-ES
- Qualifies for the Earned Income Credit
- Church did not reimburse moving expenses
- Application of Deason Rule
- Tax Saver's Credit

Minister considered to be an employee for income tax purposes with a nonaccountable business expense plan.

The Halls live in church-provided housing.

Income, Benefits, and Reimbursements:

Church salary – Donald	\$ 11,000
Salary – Julie (W-2 not shown)/ Federal withholding of \$250	13,350
Christmas and other special occasion gifts paid by the church based on designated member-gifts to the church	500
Honoraria for performing weddings, funerals, baptisms, and outside speaking engagements	5,200
Interest income (taxable)	750
Reimbursement of self-employment tax	2,100
Business expense allowance (no accounting provided to church)	1,700

Business Expenses, Itemized Deductions, 403(b) Contributions, Housing Data, and Moving Expense Data:

Church-related expenses paid personally:

Business use of personally owned auto (W-2 related)	7,450 miles
Personal nondeductible commuting	2,432 miles
Seminar expenses:	
Airfare	\$675
Meals	233
Lodging	167
Subscriptions	200

Books (less than one-year life)	100
Supplies	250
Entertainment expenses	1,207
Continuing education tuition (related to church employment)	500
Travel expense related to honoraria (Schedule C-EZ):	
Airfare	2,042
Business use of personally owned auto 2,319 x 54¢ per mile	1,252
Lodging	400
Supplies	700
Potential itemized deductions:	
Unreimbursed doctors, dentists, and drugs	3,050
State and local income taxes	460
Personal property taxes	300
Cash contributions	3,310
Housing data:	
Designation	2,000
Actual expenses	1,000
Fair rental value, including furnishings and utilities	11,150
403(b) pre-tax contributions for Pastor Hall: Voluntary employee contributions made under a salary reduction agreement	500
Moving expenses (deductible)	1,183
Estimated \$24,000 in income for health insurance exchange subsidy at the beginning of year	

Form 1040	Department of the Treasury – Internal Revenue Service (39)	2016	OMB No. 1545-0074	PS Use Only—Do not write or staple in this space.
For the year Jan. 1–Dec. 31, 2016, or other tax year beginning		2016, ending		20
Your first name and initial Donald L.		Last name Hall		Your social security number 482 11 6043
If a joint return, spouse's first name and initial Julie M.		Last name Hall		Spouse's social security number 720 92 1327
Home address (number and street). If you have a P.O. box, see instructions. 804 Linden Avenue			Apt. no.	▲ Make sure the SSN(s) above and on line 6c are correct. Presidential Election Campaign Check here if you or your spouse if filing jointly, want \$3 to go to this fund. Checking a box below will not change your tax or refund. <input type="checkbox"/> You <input type="checkbox"/> Spouse
City, town or post office, state, and ZIP code. If you have a foreign address, also complete spaces below (see instructions). Pensacola, FL 32502			Foreign postal code	
Filing Status		1 <input type="checkbox"/> Single 2 <input checked="" type="checkbox"/> Married filing jointly (even if only one had income) 3 <input type="checkbox"/> Married filing separately. Enter spouse's SSN above and full name here. ▶ 4 <input type="checkbox"/> Head of household (with qualifying person). (See instructions.) If the qualifying person is a child but not your dependent, enter this child's name here. ▶ 5 <input type="checkbox"/> Qualifying widow(er) with dependent child		
Exemptions		6a <input checked="" type="checkbox"/> Yourself. If someone can claim you as a dependent, do not check box 6a. b <input checked="" type="checkbox"/> Spouse c Dependents: (1) First name Last name (2) Dependent's social security number (3) Dependent's relationship to you (4) <input checked="" type="checkbox"/> if child under age 17 qualifying for child tax credit (see instructions) If more than four dependents, see instructions and check here <input type="checkbox"/> d Total number of exemptions claimed		
Income		7 Wages, salaries, tips, etc. Attach Form(s) W-2 Incl. Excess Housing Allow, \$1,000 7 27,150 8a Taxable interest. Attach Schedule B if required 8a 750 b Tax-exempt interest. Do not include on line 8a 8b 9a Ordinary dividends. Attach Schedule B if required 9a b Qualified dividends 9b 10 Taxable refunds, credits, or offsets of state and local income taxes 10 11 Alimony received 11 12 Business income or (loss). Attach Schedule C or C-EZ 12 2,520 13 Capital gain or (loss). Attach Schedule D if required. If not required, check here <input type="checkbox"/> 13 14 Other gains or (losses). Attach Form 4797 14 15a IRA distributions 15a b Taxable amount 15b 16a Pensions and annuities 16a b Taxable amount 16b 17 Rental real estate, royalties, partnerships, S corporations, trusts, etc. Attach Schedule E 17 18 Farm income or (loss). Attach Schedule F 18 19 Unemployment compensation 19 20a Social security benefits 20a b Taxable amount 20b 21 Other income. List type and amount 21 22 Combine the amounts in the far right column for lines 7 through 21. This is your total income ▶ 22 30,420		
Adjusted Gross Income		23 Educator expenses 23 24 Certain business expenses of reservists, performing artists, and fee-basis government officials. Attach Form 2106 or 2106-EZ 24 25 Health savings account deduction. Attach Form 8889 25 26 Moving expenses. Attach Form 3903 26 1,183 27 Deductible part of self-employment tax. Attach Schedule SE 27 1,403 28 Self-employed SEP, SIMPLE, and qualified plans 28 29 Self-employed health insurance deduction 29 30 Penalty on early withdrawal of savings 30 31a Alimony paid b Recipient's SSN ▶ 31a 32 IRA deduction 32 33 Student loan interest deduction 33 34 Tuition and fees. Attach Form 8917 34 35 Domestic production activities deduction. Attach Form 8903 35 36 Add lines 23 through 35 36 2,586 37 Subtract line 36 from line 22. This is your adjusted gross income ▶ 37 27,834		

Line 7 – Julie’s W-2, \$9,150, Donald’s W-2, \$12,800 (see page 63), plus \$1,000 of excess housing allowance (see page 62).
 Line 27 – See page 31 for explanation of the self-employment tax deduction.

38 Amount from line 37 (adjusted gross income)		38	27,834
Tax and Credits	39a Check <input type="checkbox"/> You were born before January 2, 1952, <input type="checkbox"/> Blind. } Total boxes		
	if: <input type="checkbox"/> Spouse was born before January 2, 1952, <input type="checkbox"/> Blind. } checked ▶ 39a		
	b If your spouse itemizes on a separate return or you were a dual-status alien, check here ▶ 39b <input type="checkbox"/>		
	40 Itemized deductions (from Schedule A) or your standard deduction (see left margin)	40	12,600
	41 Subtract line 40 from line 38	41	15,234
	42 Exemptions. If line 38 is \$165,850 or less, multiply \$4,050 by the number on line 6d. Otherwise, see instructions	42	16,200
	43 Taxable income. Subtract line 42 from line 41. If line 42 is more than line 41, enter -0-	43	0
	44 Tax (see instructions). Check if any from: a <input type="checkbox"/> Form(s) 8814 b <input type="checkbox"/> Form 4972 c <input type="checkbox"/>	44	
	45 Alternative minimum tax (see instructions). Attach Form 6251	45	
	46 Excess advance premium tax credit repayment. Attach Form 8962	46	68
47 Add lines 44, 45, and 46 ▶	47	68	
48 Foreign tax credit. Attach Form 1116 if required	48		
49 Credit for child and dependent care expenses. Attach Form 2441	49		
50 Education credits from Form 8863, line 19	50		
51 Retirement savings contributions credit. Attach Form 8880	51	68	
52 Child tax credit. Attach Schedule 8812, if required	52		
53 Residential energy credits. Attach Form 5695	53		
54 Other credits from Form: a <input type="checkbox"/> 3800 b <input type="checkbox"/> 8801 c <input type="checkbox"/>	54		
55 Add lines 48 through 54. These are your total credits	55	68	
56 Subtract line 55 from line 47. If line 55 is more than line 47, enter -0- ▶	56	0	
57 Self-employment tax. Attach Schedule SE	57	2,806	
58 Unreported social security and Medicare tax from Form: a <input type="checkbox"/> 4137 b <input type="checkbox"/> 8919	58		
59 Additional tax on IRAs, other qualified retirement plans, etc. Attach Form 5329 if required	59		
60a Household employment taxes from Schedule H	60a		
b First-time homebuyer credit repayment. Attach Form 5405 if required	60b		
61 Health care: individual responsibility (see instructions) Full-year coverage <input checked="" type="checkbox"/>	61		
62 Taxes from: a <input type="checkbox"/> Form 8959 b <input type="checkbox"/> Form 8960 c <input type="checkbox"/> Instructions; enter code(s)	62		
63 Add lines 56 through 62. This is your total tax ▶	63	2,806	
64 Federal income tax withheld from Forms W-2 and 1099	64	250	
65 2016 estimated tax payments and amount applied from 2015 return	65		
66a Earned income credit (EIC)	66a	3,869	
b Nontaxable combat pay election 66b			
67 Additional child tax credit. Attach Schedule 8812	67	2,000	
68 American opportunity credit from Form 8863, line 8	68		
69 Net premium tax credit. Attach Form 8962	69		
70 Amount paid with request for extension to file	70		
71 Excess social security and tier 1 RRTA tax withheld	71		
72 Credit for federal tax on fuels. Attach Form 4136	72		
73 Credits from Form: a <input type="checkbox"/> 2439 b <input type="checkbox"/> Refined c <input type="checkbox"/> 8885 d <input type="checkbox"/>	73		
74 Add lines 64, 65, 66a, and 67 through 73. These are your total payments ▶	74	6,119	
75 If line 74 is more than line 63, subtract line 63 from line 74. This is the amount you overpaid	75	3,313	
76a Amount of line 75 you want refunded to you . If Form 8888 is attached, check here ▶ <input type="checkbox"/>	76a	3,313	
b Routing number ▶ c Type: <input type="checkbox"/> Checking <input type="checkbox"/> Savings			
d Account number			
77 Amount of line 75 you want applied to your 2017 estimated tax ▶ 77	77		
78 Amount you owe. Subtract line 74 from line 63. For details on how to pay, see instructions ▶	78		
79 Estimated tax penalty (see instructions)	79		
Third Party Designee Do you want to allow another person to discuss this return with the IRS (see instructions)? <input type="checkbox"/> Yes. Complete below. <input type="checkbox"/> No			
Designee's name ▶	Phone no. ▶	Personal identification number (PIN) ▶	
Sign Here Under penalties of perjury, I declare that I have examined this return and accompanying schedules and statements, and to the best of my knowledge and belief, they are true, correct, and complete. Declaration of preparer (other than taxpayer) is based on all information of which preparer has any knowledge.			
Your signature	Date	Your occupation	
<i>Donald J. Hall</i>	4/15/17	Minister	
Spouse's signature, if a joint return, both must sign.	Date	Spouse's occupation	
<i>Julie M. Hall</i>	4/15/17	Secretary	
Print/Type preparer's name	Preparer's signature	Date	
Paid Preparer Use Only Firm's name ▶	Firm's EIN ▶	Check <input type="checkbox"/> if self-employed	
Firm's address ▶	Phone no. ▶	PTIN	

**SCHEDULE C-EZ
(Form 1040)**

Department of the Treasury
Internal Revenue Service (IRS)

Net Profit From Business
(Sole Proprietorship)

► Partnerships, joint ventures, etc., generally must file Form 1065 or 1065-B.
► Attach to Form 1040, 1040NR, or 1041. ► See instructions on page 2.

OMB No. 1545-0074

2016
Attachment
Sequence No. **09A**

Name of proprietor

Donald L. Hall

Social security number (SSN)

482-11-6043

Part I General Information

**You May Use
Schedule C-EZ
Instead of
Schedule C
Only If You:**

- Had business expenses of \$5,000 or less,
- Use the cash method of accounting,
- Did not have an inventory at any time during the year,
- Did not have a net loss from your business,
- Had only one business as either a sole proprietor, qualified joint venture, or statutory employee,

And You:

- Had no employees during the year,
- Do not deduct expenses for business use of your home,
- Do not have prior year unallowed passive activity losses from this business, and
- Are not required to file Form 4562, Depreciation and Amortization, for this business. See the instructions for Schedule C, line 13, to find out if you must file.

A Principal business or profession, including product or service Minister	B Enter business code (see page 2) 8 1 3 0 0 0
C Business name. If no separate business name, leave blank.	D Enter your EIN (see page 2)
E Business address (including suite or room no.). Address not required if same as on page 1 of your tax return. City, town or post office, state, and ZIP code	
F Did you make any payments in 2016 that would require you to file Form(s) 1099? (see the Instructions for Schedule C) <input type="checkbox"/> Yes <input checked="" type="checkbox"/> No	
G If "Yes," did you or will you file required Forms 1099? <input type="checkbox"/> Yes <input checked="" type="checkbox"/> No	

Part II Figure Your Net Profit

1 Gross receipts. Caution: If this income was reported to you on Form W-2 and the "Statutory employee" box on that form was checked, see <i>Statutory employees</i> in the instructions for Schedule C, line 1, and check here <input type="checkbox"/>	1	5,200	
2 Total expenses (see page 2). If more than \$5,000, you must use Schedule C	2	2,680	(1)
3 Net profit. Subtract line 2 from line 1. If less than zero, you must use Schedule C. Enter on both Form 1040, line 12, and Schedule SE, line 2, or on Form 1040NR, line 13, and Schedule SE, line 2 (see instructions). (Statutory employees do not report this amount on Schedule SE, line 2.) Estates and trusts, enter on Form 1041, line 3	3	2,520	

Part III Information on Your Vehicle. Complete this part **only** if you are claiming car or truck expenses on line 2.

4 When did you place your vehicle in service for business purposes? (month, day, year) ► 1/1/08

5 Of the total number of miles you drove your vehicle during 2016, enter the number of miles you used your vehicle for:

a Business 2,319 **b** Commuting (see page 2) _____ **c** Other _____

6 Was your vehicle available for personal use during off-duty hours? Yes No

7 Do you (or your spouse) have another vehicle available for personal use? Yes No

8a Do you have evidence to support your deduction? Yes No

b If "Yes," is the evidence written? Yes No

For Paperwork Reduction Act Notice, see the separate instructions for Schedule C (Form 1040). Cat. No. 14374D Schedule C-EZ (Form 1040) 2016

(1) Expenses have been reduced by 39% as allocable to tax-free income (see page 61 for percentage). Most ministers are employees for income tax purposes (with that income reported on line 7, Form 1040, page 1) and also have honoraria and fee income and related expenses that are reportable on Schedule C (C-EZ). For an explanation of expenses related to the honoraria in this sample return, see page 58.

**SCHEDULE SE
(Form 1040)**

Department of the Treasury
Internal Revenue Service (99)

Self-Employment Tax

► Information about Schedule SE and its separate instructions is at www.irs.gov/schedulese.

► Attach to Form 1040 or Form 1040NR.

OMB No. 1545-0074

2016

Attachment
Sequence No. **17**

Name of person with self-employment income (as shown on Form 1040 or Form 1040NR)

Donald L. Hall

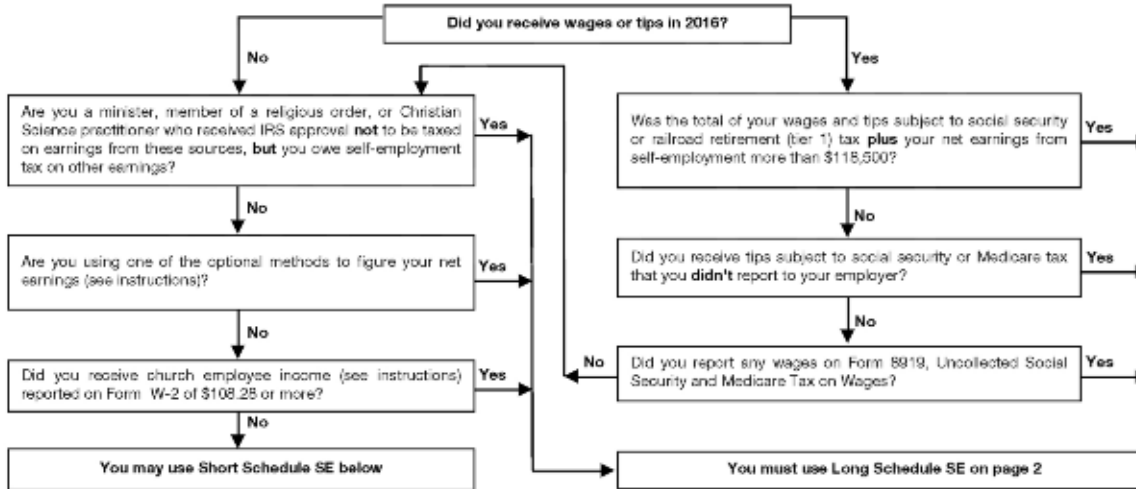
Social security number of person with self-employment income ►

482-11-6043

Before you begin: To determine if you must file Schedule SE, see the instructions.

May I Use Short Schedule SE or Must I Use Long Schedule SE?

Note. Use this flowchart **only** if you must file Schedule SE. If unsure, see *Who Must File Schedule SE* in the instructions.



Section A—Short Schedule SE. Caution. Read above to see if you can use Short Schedule SE.

1a Net farm profit or (loss) from Schedule F, line 34, and farm partnerships, Schedule K-1 (Form 1065), box 14, code A	1a	
b If you received social security retirement or disability benefits, enter the amount of Conservation Reserve Program payments included on Schedule F, line 4b, or listed on Schedule K-1 (Form 1065), box 20, code Z	1b	()
2 Net profit or (loss) from Schedule C, line 31; Schedule C-EZ, line 3; Schedule K-1 (Form 1065), box 14, code A (other than farming); and Schedule K-1 (Form 1065-B), box 9, code J1. Ministers and members of religious orders, see instructions for types of income to report on this line. See instructions for other income to report	2	19,860
3 Combine lines 1a, 1b, and 2	3	19,860
4 Multiply line 3 by 92.35% (0.9235). If less than \$400, you don't owe self-employment tax; don't file this schedule unless you have an amount on line 1b. ►	4	18,341
5 Self-employment tax. If the amount on line 4 is: • \$118,500 or less, multiply line 4 by 15.3% (0.153). Enter the result here and on Form 1040, line 57, or Form 1040NR, line 55 • More than \$118,500, multiply line 4 by 2.9% (0.029). Then, add \$14,694 to the result. Enter the total here and on Form 1040, line 57, or Form 1040NR, line 55	5	2,806
6 Deduction for one-half of self-employment tax. Multiply line 5 by 50% (0.50). Enter the result here and on Form 1040, line 27, or Form 1040NR, line 27	6	1,403

For Paperwork Reduction Act Notice, see your tax return instructions.

Cat. No. 11358Z

Schedule SE (Form 1040) 2016

Line 2 – See the schedule on page 61 for the calculation of this amount.

Line 4 – This line results in the deduction of a portion of the self-employment tax liability.

A minister may use Section A-Short Schedule unless he received nonministerial wages (subject to FICA) and the total of these wages and net ministerial self-employment earnings (W-2 and Schedule C-related) is more than \$118,500.

SCHEDULE EIC
(Form 1040A or 1040)

Department of the Treasury
Internal Revenue Service (IRS)

Name(s) shown on return

Donald L. Hall

Earned Income Credit
Qualifying Child Information

- ▶ Complete and attach to Form 1040A or 1040 only if you have a qualifying child.
- ▶ Information about Schedule EIC (Form 1040A or 1040) and its instructions is at www.irs.gov/scheduleic.



OMB No. 1545-0074

2016

Attachment
Sequence No. **43**

Your social security number
482-11-6043

Before you begin:

- See the instructions for Form 1040A, lines 42a and 42b, or Form 1040, lines 66a and 66b, to make sure that (a) you can take the EIC, and (b) you have a qualifying child.
- Be sure the child's name on line 1 and social security number (SSN) on line 2 agree with the child's social security card. Otherwise, at the time we process your return, we may reduce or disallow your EIC. If the name or SSN on the child's social security card is not correct, call the Social Security Administration at 1-800-772-1213.



- You can't claim the EIC for a child who didn't live with you for more than half of the year.
- If you take the EIC even though you are not eligible, you may not be allowed to take the credit for up to 10 years. See the instructions for details.
- It will take us longer to process your return and issue your refund if you do not fill in all lines that apply for each qualifying child.

Qualifying Child Information

	Child 1	Child 2	Child 3
1 Child's name If you have more than three qualifying children, you have to list only three to get the maximum credit.	First name: David K. Last name: Hall	First name: Sarah E. Last name: Hall	
2 Child's SSN The child must have an SSN as defined in the instructions for Form 1040A, lines 42a and 42b, or Form 1040, lines 66a and 66b, unless the child was born and died in 2016. If your child was born and died in 2016 and did not have an SSN, enter "Died" on this line and attach a copy of the child's birth certificate, death certificate, or hospital medical records.	514-42-7465	416-49-9125	
3 Child's year of birth	Year <u>2</u> <u>0</u> <u>0</u> <u>3</u> <small>If born after 1997 and the child is younger than you (or your spouse, if filing jointly), skip lines 4a and 4b; go to line 5.</small>	Year <u>2</u> <u>0</u> <u>0</u> <u>7</u> <small>If born after 1997 and the child is younger than you (or your spouse, if filing jointly), skip lines 4a and 4b; go to line 5.</small>	Year _____ <small>If born after 1997 and the child is younger than you (or your spouse, if filing jointly), skip lines 4a and 4b; go to line 5.</small>
4 a Was the child under age 24 at the end of 2016, a student, and younger than you (or your spouse, if filing jointly)?	<input checked="" type="checkbox"/> Yes. <input type="checkbox"/> No. <small>Go to line 5.</small>	<input checked="" type="checkbox"/> Yes. <input type="checkbox"/> No. <small>Go to line 5.</small>	<input type="checkbox"/> Yes. <input type="checkbox"/> No. <small>Go to line 5.</small>
b Was the child permanently and totally disabled during any part of 2016?	<input type="checkbox"/> Yes. <input type="checkbox"/> No. <small>Go to line 5.</small> The child is not a qualifying child.	<input type="checkbox"/> Yes. <input type="checkbox"/> No. <small>Go to line 5.</small> The child is not a qualifying child.	<input type="checkbox"/> Yes. <input type="checkbox"/> No. <small>Go to line 5.</small> The child is not a qualifying child.
5 Child's relationship to you (for example, son, daughter, grandchild, niece, nephew, foster child, etc.)	Son	Daughter	
6 Number of months child lived with you in the United States during 2016 • If the child lived with you for more than half of 2016 but less than 7 months, enter "7." • If the child was born or died in 2016 and your home was the child's home for more than half the time he or she was alive during 2016, enter "12."	<u>12</u> months <small>Do not enter more than 12 months.</small>	<u>12</u> months <small>Do not enter more than 12 months.</small>	_____ months <small>Do not enter more than 12 months.</small>

For Paperwork Reduction Act Notice, see your tax return instructions.

Cat. No. 15838M

Schedule EIC (Form 1040A or 1040) 2016

If you are eligible for the Earned Income Credit, you must file page 1 of Schedule EIC if you have a qualifying child. Compute your credit on Worksheet B found in the IRS instruction booklet.

There could have been a much larger Earned Income Credit if Donald Hall's business expenses had been reimbursed and a lower salary prospectively established. The expenses claimed on Form 2106-EZ do not offset earned income for the EIC calculation.

Worksheet B—2016 EIC—Lines 66a and 66b

Keep for Your Records 

Use this worksheet if you answered "Yes" to Step 5, question 2.


- ✓ Complete the parts below (Parts 1 through 3) that apply to you. Then, continue to Part 4.
- ✓ If you are married filing a joint return, include your spouse's amounts, if any, with yours to figure the amounts to enter in Parts 1 through 3.

Part 1	1a. Enter the amount from Schedule SE, Section A, line 3, or Section B, line 3, whichever applies.		1a	33,210
Self-Employed, Members of the Clergy, and People With Church Employee Income Filing Schedule SE	b. Enter any amount from Schedule SE, Section B, line 4b, and line 5a.	+	1b	
	c. Combine lines 1a and 1b.	=	1c	33,210
	d. Enter the amount from Schedule SE, Section A, line 6, or Section B, line 13, whichever applies.	-	1d	1,403
	e. Subtract line 1d from 1c.	=	1e	31,807

Part 2	2. Do not include on these lines any statutory employee income, any net profit from services performed as a notary public, any amount exempt from self-employment tax as the result of the filing and approval of Form 4029 or Form 4361, or any other amounts exempt from self-employment tax.			
Self-Employed NOT Required To File Schedule SE <small>For example, your net earnings from self-employment were less than \$400.</small>	a. Enter any net farm profit or (loss) from Schedule F, line 34, and from farm partnerships, Schedule K-1 (Form 1065), box 14, code A*.		2a	
	b. Enter any net profit or (loss) from Schedule C, line 31; Schedule C-EZ, line 3; Schedule K-1 (Form 1065), box 14, code A (other than farming); and Schedule K-1 (Form 1065-B), box 9, code J1*.	+	2b	
	c. Combine lines 2a and 2b.	=	2c	

**If you have any Schedule K-1 amounts, complete the appropriate line(s) of Schedule SE, Section A. Reduce the Schedule K-1 amounts as described in the Partner's Instructions for Schedule K-1. Enter your name and social security number on Schedule SE and attach it to your return.*


Part 3	3. Enter the amount from Schedule C, line 1, or Schedule C-EZ, line 1, that you are filing as a statutory employee.		3	
---------------	---	--	----------	--

Part 4	4a. Enter your earned income from Step 5.		4a	
All Filers Using Worksheet B <small>Note. If line 4b includes income on which you should have paid self-employment tax but didn't, we may reduce your credit by the amount of self-employment tax not paid.</small>	b. Combine lines 1c, 2c, 3, and 4a. This is your total earned income.		4b	31,807
	5. If you have: <ul style="list-style-type: none"> ● 3 or more qualifying children, is line 4b less than \$47,955 (\$53,505 if married filing jointly)? ● 2 qualifying children, is line 4b less than \$44,648 (\$50,198 if married filing jointly)? ● 1 qualifying child, is line 4b less than \$39,296 (\$44,846 if married filing jointly)? ● No qualifying children, is line 4b less than \$14,880 (\$20,430 if married filing jointly)? <input type="checkbox"/> Yes. If you want the IRS to figure your credit, see <i>Credit figured by the IRS</i> , earlier. If you want to figure the credit yourself, enter the amount from line 4b on line 6 of this worksheet.			
	<input type="checkbox"/> No.  You cannot take the credit. Enter "No" on the dotted line next to line 66a.			

Included on Line 1a:	Julie Hall's salary	\$ 13,350
	Schedule SE income	<u>19,860</u>
		<u>\$33,210</u>

Worksheet B is found in the IRS instruction booklet. Complete this worksheet whether or not you have a qualifying child.

Worksheet B – 2016 EIC – Lines 66a and 66b – Continued

Keep for Your Records 

Part 5

All Filers Using Worksheet B

6. Enter your total earned income from Part 4, line 4b. 6 31,807

7. Look up the amount on line 6 above in the EIC Table to find the credit. Be sure you use the correct column for your filing status and the number of children you have. Enter the credit here. 7 3,869

If line 7 is zero,  You cannot take the credit. Enter "No" on the dotted line next to line 66a.

8. Enter the amount from Form 1040, line 38. 8 27,834

9. Are the amounts on lines 8 and 6 the same?
- Yes.** Skip line 10; enter the amount from line 7 on line 11.
- No.** Go to line 10.

Part 6

Filers Who Answered "No" on Line 9

10. If you have:
- No qualifying children, is the amount on line 8 less than \$8,300 (\$13,850 if married filing jointly)?
 - 1 or more qualifying children, is the amount on line 8 less than \$18,200 (\$23,750 if married filing jointly)?
- Yes.** Leave line 10 blank; enter the amount from line 7 on line 11.
- No.** Look up the amount on line 8 in the EIC Table to find the credit. Be sure you use the correct column for your filing status and the number of children you have. Enter the credit here. 10 4,712
- Look at the amounts on lines 10 and 7. Then, enter the **smaller** amount on line 11.

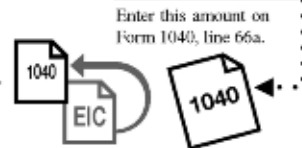
Part 7

Your Earned Income Credit

11. **This is your earned income credit.** 11 3,869

Reminder—

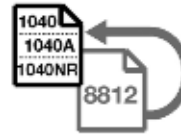
- ✓ If you have a qualifying child, complete and attach Schedule EIC.



If your EIC for a year after 1996 was reduced or disallowed, see Form 8862, who must file, earlier, to find out if you must file Form 8862 to take the credit for 2016.

SCHEDULE 8812
(Form 1040A or 1040)

Child Tax Credit



OMB No. 1545-0074

2016

Attachment
Sequence No. 47

Department of the Treasury
Internal Revenue Service (99)

▶ Attach to Form 1040, Form 1040A, or Form 1040NR.
▶ Information about Schedule 8812 and its separate instructions is at
www.irs.gov/schedule8812.

Name(s) shown on return

Donald L. and Julie M. Hall

Your social security number

482-11-6043

Part I Filers Who Have Certain Child Dependent(s) with an ITIN (Individual Taxpayer Identification Number)



Complete this part only for each dependent who has an ITIN and for whom you are claiming the child tax credit. If your dependent is not a qualifying child for the credit, you cannot include that dependent in the calculation of this credit.

Answer the following questions for each dependent listed on Form 1040, line 6c; Form 1040A, line 6c; or Form 1040NR, line 7c, who has an ITIN (Individual Taxpayer Identification Number) and that you indicated is a qualifying child for the child tax credit by checking column (4) for that dependent.

- A For the first dependent identified with an ITIN and listed as a qualifying child for the child tax credit, did this child meet the substantial presence test? See separate instructions.
 Yes No
- B For the second dependent identified with an ITIN and listed as a qualifying child for the child tax credit, did this child meet the substantial presence test? See separate instructions.
 Yes No
- C For the third dependent identified with an ITIN and listed as a qualifying child for the child tax credit, did this child meet the substantial presence test? See separate instructions.
 Yes No
- D For the fourth dependent identified with an ITIN and listed as a qualifying child for the child tax credit, did this child meet the substantial presence test? See separate instructions.
 Yes No

Note: If you have more than four dependents identified with an ITIN and listed as a qualifying child for the child tax credit, see separate instructions and check here

Part II Additional Child Tax Credit Filers

1 If you file Form 2555 or 2555-EZ **stop** here; you cannot claim the additional child tax credit.

If you are required to use the worksheet in **Pub. 972**, enter the amount from line 8 of the Child Tax Credit Worksheet in the publication. Otherwise:

1040 filers: Enter the amount from line 6 of your Child Tax Credit Worksheet (see the Instructions for Form 1040, line 52).

1040A filers: Enter the amount from line 6 of your Child Tax Credit Worksheet (see the Instructions for Form 1040A, line 35).

1040NR filers: Enter the amount from line 6 of your Child Tax Credit Worksheet (see the Instructions for Form 1040NR, line 49).

2 Enter the amount from Form 1040, line 52; Form 1040A, line 35; or Form 1040NR, line 49

3 Subtract line 2 from line 1. If zero, **stop** here; you cannot claim this credit

4a Earned income (see separate instructions) **31,807 - 11,150 - 1,000**

b Nontaxable combat pay (see separate instructions) **4b**

5 Is the amount on line 4a more than \$3,000?

No. Leave line 5 blank and enter -0- on line 6.

Yes. Subtract \$3,000 from the amount on line 4a. Enter the result

6 Multiply the amount on line 5 by 15% (0.15) and enter the result

Next. Do you have three or more qualifying children?

No. If line 6 is zero, **stop** here; you cannot claim this credit. Otherwise, skip Part III and enter the smaller of line 3 or line 6 on line 13.

Yes. If line 6 is equal to or more than line 3, skip Part III and enter the amount from line 3 on line 13. Otherwise, go to line 7.

	1	2,000			
	2				
	3	2,000			
	4a	19,657			
	4b				
	5	16,657			
	6	2,499			

For Paperwork Reduction Act Notice, see your tax return instructions.

Cat. No. 59781M

Schedule 8812 (Form 1040A or 1040) 2016


Line 4 – Earned income from EIC Worksheet B, line 46 (plus nontaxable combat pay), less the rental value of a home or the nontaxable portion of an allowance for a furnished home (per Form 8812 instructions)

Part III Certain Filers Who Have Three or More Qualifying Children

7	Withheld social security, Medicare, and Additional Medicare taxes from Form(s) W-2, boxes 4 and 6. If married filing jointly, include your spouse's amounts with yours. If your employer withheld or you paid Additional Medicare Tax or tier 1 RRTA taxes, see separate instructions			
8	1040 filers: Enter the total of the amounts from Form 1040, lines 27 and 58, plus any taxes that you identified using code "UT" and entered on line 62. 1040A filers: Enter -0-. 1040NR filers: Enter the total of the amounts from Form 1040NR, lines 27 and 56, plus any taxes that you identified using code "UT" and entered on line 60.			
9	Add lines 7 and 8			
10	1040 filers: Enter the total of the amounts from Form 1040, lines 66a and 71. 1040A filers: Enter the total of the amount from Form 1040A, line 42a, plus any excess social security and tier 1 RRTA taxes withheld that you entered to the left of line 46 (see separate instructions). 1040NR filers: Enter the amount from Form 1040NR, line 67.			
11	Subtract line 10 from line 9. If zero or less, enter -0-			11
12	Enter the larger of line 6 or line 11 Next, enter the smaller of line 3 or line 12 on line 13.			12

Part IV Additional Child Tax Credit

13	This is your additional child tax credit		2,000
-----------	--	--	--------------



Enter this amount on
Form 1040, line 67,
Form 1040A, line 43, or
Form 1040NR, line 64.

2016 Child Tax Credit Worksheet—Continued

Keep for Your Records



Before you begin Part 2: ✓ Figure the amount of any credits you are claiming on Form 5695, Part II; Form 8910; Form 8936; or Schedule R.

Part 2

7. Enter the amount from Form 1040, line 47. 7 68

8. Add any amounts from:
- Form 1040, line 48 _____
 - Form 1040, line 49 + _____
 - Form 1040, line 50 + _____
 - Form 1040, line 51 + 68
 - Form 5695, line 30 + _____
 - Form 8910, line 15 + _____
 - Form 8936, line 23 + _____
 - Schedule R, line 22 + _____

Enter the total. 8 68

9. Are the amounts on lines 7 and 8 the same?

Yes.

You cannot take this credit because there is no tax to reduce. However, you may be able to take the **additional child tax credit**. See the **TIP** below.

No. Subtract line 8 from line 7.

9

10. Is the amount on line 6 more than the amount on line 9?

Yes. Enter the amount from line 9.

Also, you may be able to take the **additional child tax credit**. See the **TIP** below.

This is your child tax credit.

No. Enter the amount from line 6.

10

Enter this amount on Form 1040, line 52.



You may be able to take the **additional child tax credit** on Form 1040, line 67, if you answered "Yes" on line 9 or line 10 above.

- First, complete your Form 1040 through lines 66a and 66b.
- Then, use Schedule 8812 to figure any additional child tax credit.

Form **2106-EZ**

Department of the Treasury
Internal Revenue Service (99)

Unreimbursed Employee Business Expenses

▶ Attach to Form 1040 or Form 1040NR.

▶ Information about Form 2106 and its separate instructions is available at www.irs.gov/form2106.

OMB No. 1545-0074

2016

Attachment
Sequence No. **129A**

Your name Donald L. Hall	Occupation in which you incurred expenses Minister	Social security number 482 11 6043
------------------------------------	--	--

You Can Use This Form Only if All of the Following Apply.

- You are an employee deducting ordinary and necessary expenses attributable to your job. An ordinary expense is one that is common and accepted in your field of trade, business, or profession. A necessary expense is one that is helpful and appropriate for your business. An expense doesn't have to be required to be considered necessary.
- You **don't** get reimbursed by your employer for any expenses (amounts your employer included in box 1 of your Form W-2 aren't considered reimbursements for this purpose).
- If you are claiming vehicle expense, you are using the standard mileage rate for 2016.

Caution: You can use the standard mileage rate for 2016 **only if:** (a) you owned the vehicle and used the standard mileage rate for the first year you placed the vehicle in service, or (b) you leased the vehicle and used the standard mileage rate for the portion of the lease period after 1997.

Part I Figure Your Expenses

1 Complete Part II. Multiply line 8a by 54c (0.54). Enter the result here	1	2,613	
2 Parking fees, tolls, and transportation, including train, bus, etc., that didn't involve overnight travel or commuting to and from work	2		
3 Travel expense while away from home overnight, including lodging, airplane, car rental, etc. Don't include meals and entertainment	3	514	
4 Business expenses not included on lines 1 through 3. Don't include meals and entertainment	4	640	
5 Meals and entertainment expenses: \$ 878 × 50% (0.50). (Employees subject to Department of Transportation (DOT) hours of service limits: Multiply meal expenses incurred while away from home on business by 80% (0.80) instead of 50%. For details, see instructions.)	5	439	
6 Total expenses. Add lines 1 through 5. Enter here and on Schedule A (Form 1040), line 21 (or on Schedule A (Form 1040NR), line 7). (Armed Forces reservists, fee-basis state or local government officials, qualified performing artists, and individuals with disabilities: See the instructions for special rules on where to enter this amount.)	6	4,206	

Part II Information on Your Vehicle. Complete this part **only** if you are claiming vehicle expense on line 1.

- 7** When did you place your vehicle in service for business use? (month, day, year) ▶ 01 / 01 / 08
- 8** Of the total number of miles you drove your vehicle during 2016, enter the number of miles you used your vehicle for:
- a** Business 7,933 **b** Commuting (see instructions) 2,432 **c** Other 2,319 (Sch. C Related)
- 9** Was your vehicle available for personal use during off-duty hours? **Yes** **No**
- 10** Do you (or your spouse) have another vehicle available for personal use? **Yes** **No**
- 11a** Do you have evidence to support your deduction? **Yes** **No**
- b** If "Yes," is the evidence written? **Yes** **No**

For Paperwork Reduction Act Notice, see your tax return instructions. Cat. No. 20604Q **Form 2106-EZ** (2016)

Lines 1, 3, 4, 5 – See allocations on page 61.
Line 6 – The total expenses on this line are carried forward to Form 1040, Schedule A, line 21.

<p>Form 3903</p> <p>Department of the Treasury Internal Revenue Service (99)</p>	<p>Moving Expenses</p> <p>► Information about Form 3903 and its instructions is available at www.irs.gov/form3903. ► Attach to Form 1040 or Form 1040NR.</p>	<p>OMB No. 1545-0074</p> <p>2016 Attachment Sequence No. 170</p>
<p>Name(s) shown on return Donald L. Hall</p>		<p>Your social security number 482-11-6043</p>
<p>Before you begin:</p> <ul style="list-style-type: none"> ✓ See the Distance Test and Time Test in the instructions to find out if you can deduct your moving expenses. ✓ See Members of the Armed Forces in the instructions, if applicable. 		
<p>1 Transportation and storage of household goods and personal effects (see instructions)</p> <p>2 Travel (including lodging) from your old home to your new home (see instructions). Do not include the cost of meals</p> <p>3 Add lines 1 and 2</p> <p>4 Enter the total amount your employer paid you for the expenses listed on lines 1 and 2 that is not included in box 1 of your Form W-2 (wages). This amount should be shown in box 12 of your Form W-2 with code P</p> <p>5 Is line 3 more than line 4?</p> <p><input type="checkbox"/> No. You cannot deduct your moving expenses. If line 3 is less than line 4, subtract line 3 from line 4 and include the result on Form 1040, line 7, or Form 1040NR, line 8.</p> <p><input checked="" type="checkbox"/> Yes. Subtract line 4 from line 3. Enter the result here and on Form 1040, line 26, or Form 1040NR, line 26. This is your moving expense deduction</p>	<p>1</p> <p>2</p> <p>3</p> <p>4</p> <p>5</p>	<p>1,183</p> <p></p> <p>1,183</p> <p></p> <p></p> <p>1,183</p>
<p>For Paperwork Reduction Act Notice, see your tax return instructions. Cat. No. 12490K Form 3903 (2016)</p>		

Computation of expenses related to honoraria on Sample Return No. 2/page 49

	Deductible	Nondeductible
Airfare	\$2,042 x 61% = 1,246	796
Auto	2,319 x 54¢ x 61% = 764	488
Lodging	400 x 61% = 244	156
Supplies	<u>700</u> x 61% = <u>427</u>	<u>273</u>
	4,394 x 61% = 2,680	1,714

Form **8880**
Department of the Treasury
Internal Revenue Service

Credit for Qualified Retirement Savings Contributions

OMB No. 1545-0074

2016

Attachment
Sequence No. **54**

▶ Attach to Form 1040, Form 1040A, or Form 1040NR.

▶ Information about Form 8880 and its instructions is at www.irs.gov/form8880.

Name(s) shown on return

Donald L. Hall

Your social security number

482-11-6043



You **cannot** take this credit if **either** of the following applies.

- The amount on Form 1040, line 38; Form 1040A, line 22; or Form 1040NR, line 37 is more than \$30,750 (\$46,125 if head of household; \$61,500 if married filing jointly).
- The person(s) who made the qualified contribution or elective deferral **(a)** was born after January 1, 1999, **(b)** is claimed as a dependent on someone else's 2016 tax return, or **(c)** was a **student** (see instructions).

- Traditional and Roth IRA (including *myRA*) contributions for 2016. **Do not** include rollover contributions
- Elective deferrals to a 401(k) or other qualified employer plan, voluntary employee contributions, and 501(c)(18)(D) plan contributions for 2016 (see instructions)
- Add lines 1 and 2
- Certain distributions received **after** 2013 and **before** the due date (including extensions) of your 2016 tax return (see instructions). If married filing jointly, include **both** spouses' amounts in **both** columns. See instructions for an exception
- Subtract line 4 from line 3. If zero or less, enter -0-
- In each column, enter the **smaller** of line 5 or \$2,000
- Add the amounts on line 6. If zero, **stop**; you cannot take this credit
- Enter the amount from Form 1040, line 38*; Form 1040A, line 22; or Form 1040NR, line 37
- Enter the applicable decimal amount shown below:

	(a) You	(b) Your spouse
1		
2	500	
3	500	
4		
5	500	
6	500	
7		500
8	27,834	

If line 8 is—		And your filing status is—		
Over—	But not over—	Married filing jointly	Head of household	Single, Married filing separately, or Qualifying widow(er)
Enter on line 9—				
---	\$18,500	.5	.5	.5
\$18,500	\$20,000	.5	.5	.2
\$20,000	\$27,750	.5	.5	.1
\$27,750	\$30,000	.5	.2	.1
\$30,000	\$30,750	.5	.1	.1
\$30,750	\$37,000	.5	.1	.0
\$37,000	\$40,000	.2	.1	.0
\$40,000	\$46,125	.1	.1	.0
\$46,125	\$61,500	.1	.0	.0
\$61,500	---	.0	.0	.0

Note: If line 9 is zero, **stop**; you cannot take this credit.

- Multiply line 7 by line 9
- Limitation based on tax liability. Enter the amount from the Credit Limit Worksheet in the instructions
- Credit for qualified retirement savings contributions.** Enter the **smaller** of line 10 or line 11 here and on Form 1040, line 51; Form 1040A, line 34; or Form 1040NR, line 48

9	X .5
10	250
11	68
12	68

*See Pub. 590-A for the amount to enter if you are filing Form 2555, 2555-EZ, or 4563 or you are excluding income from Puerto Rico.

For Paperwork Reduction Act Notice, see your tax return instructions.

Cat. No. 33394D

Form **8880** (2016)

Form **8962**

Premium Tax Credit (PTC)

OMB No. 1545-0074

2016
Attachment
Sequence No. **73**

Department of the Treasury
Internal Revenue Service

▶ Attach to Form 1040, 1040A, or 1040NR.
▶ Information about Form 8962 and its separate instructions is at www.irs.gov/form8962.

Name shown on your return

Your social security number

Donald L. Hall

482-11-6043

You cannot claim the PTC if your filing status is married filing separately unless you qualify for an exception (see instructions). If you qualify, check the box.

Part I Annual and Monthly Contribution Amount

1 Tax family size. Enter the number of exemptions from Form 1040 or Form 1040A, line 6d, or Form 1040NR, line 7d	1	4
2a Modified AGI. Enter your modified AGI (see instructions)	2a	27,834
b Enter the total of your dependents' modified AGI (see instructions)	2b	0
3 Household income. Add the amounts on lines 2a and 2b	3	27,834
4 Federal poverty line. Enter the federal poverty line amount from Table 1-1, 1-2, or 1-3 (see instructions). Check the appropriate box for the federal poverty table used. a <input type="checkbox"/> Alaska b <input type="checkbox"/> Hawaii c <input checked="" type="checkbox"/> Other 48 states and DC	4	24,250
5 Household income as a percentage of federal poverty line (see instructions)	5	114 %
6 Did you enter 401% on line 5? (See instructions if you entered less than 100%.) <input checked="" type="checkbox"/> No. Continue to line 7. <input type="checkbox"/> Yes. You are not eligible to take the PTC. If advance payment of the PTC was made, see the instructions for how to report your excess advance PTC repayment amount.		
7 Applicable Figure. Using your line 5 percentage, locate your "applicable figure" on the table in the instructions	7	0.0203
8a Annual contribution amount. Multiply line 3 by line 7. Round to nearest whole dollar amount	8a	565
b Monthly contribution amount. Divide line 8a by 12. Round to nearest whole dollar amount	8b	47

Part II Premium Tax Credit Claim and Reconciliation of Advance Payment of Premium Tax Credit

- 9** Are you allocating policy amounts with another taxpayer or do you want to use the alternative calculation for year of marriage (see instructions)?
 Yes. Skip to Part IV, Allocation of Policy Amounts, or Part V, Alternative Calculation for Year of Marriage. **No.** Continue to line 10.
- 10** See the instructions to determine if you can use line 11 or must complete lines 12 through 23.
 Yes. Continue to line 11. Compute your annual PTC. Then skip lines 12–23 and continue to line 24.
 No. Continue to lines 12–23. Compute your monthly PTC and continue to line 24.

Annual Calculation	(a) Annual enrollment premiums (Form(s) 1095-A, line 33A)	(b) Annual applicable SLCSP premium (Form(s) 1095-A, line 33B)	(c) Annual contribution amount (line 8a)	(d) Annual maximum premium assistance (subtract (c) from (b); if zero or less, enter -0-)	(e) Annual premium tax credit allowed (smaller of (a) or (d))	(f) Annual advance payment of PTC (Form(s) 1095-A, line 35C)	
11 Annual Totals	9,155	9,155	565	8,590	8,590	8,658	
Monthly Calculation	(a) Monthly enrollment premiums (Form(s) 1095-A, lines 21–32, column A)	(b) Monthly applicable SLCSP premium (Form(s) 1095-A, lines 21–32, column B)	(c) Monthly contribution amount (amount from line 8b or alternative marriage monthly calculation)	(d) Monthly maximum premium assistance (subtract (c) from (b); if zero or less, enter -0-)	(e) Monthly premium tax credit allowed (smaller of (a) or (d))	(f) Monthly advance payment of PTC (Form(s) 1095-A, lines 21–32, column C)	
12 January							
13 February							
14 March							
15 April							
16 May							
17 June							
18 July							
19 August							
20 September							
21 October							
22 November							
23 December							
24 Total premium tax credit. Enter the amount from line 11(e) or add lines 12(e) through 23(e) and enter the total here						24	8,590
25 Advance payment of PTC. Enter the amount from line 11(f) or add lines 12(f) through 23(f) and enter the total here						25	8,658
26 Net premium tax credit. If line 24 is greater than line 25, subtract line 25 from line 24. Enter the difference here and on Form 1040, line 69; Form 1040A, line 45; or Form 1040NR, line 65. If line 24 equals line 25, enter zero. Stop here. If line 25 is greater than line 24, leave this line blank and continue to line 27						26	

Part III Repayment of Excess Advance Payment of the Premium Tax Credit

27 Excess advance payment of PTC. If line 25 is greater than line 24, subtract line 24 from line 25. Enter the difference here	27	68
28 Repayment limitation (see instructions)	28	600
29 Excess advance premium tax credit repayment. Enter the smaller of line 27 or line 28 here and on Form 1040, line 46; Form 1040A, line 29; or Form 1040NR, line 44	29	68

For Paperwork Reduction Act Notice, see your tax return instructions.

Cat. No. 37784Z

Form **8962** (2016)

Attachment 1.**Computation of expenses, allocatable to tax-free ministerial income, that are nondeductible**

	<u>Taxable</u>	<u>Tax-Free</u>	<u>Total</u>
Salary as a minister (less housing allowance designation and 403(b) contributions)	\$ 8,500		\$ 8,500
Special occasion gifts	500		500
Reimbursement of self-employment tax	2,100		2,100
Expense allowance under nonaccountable plan	1,700		1,700
Housing allowance:			
Amount designated and paid by church	\$ 2,000		
Actual expenses	<u>1,000</u>		
Taxable portion of allowance	<u>1,000</u>	<u>\$ 1,000</u>	<u>2,000</u>
Fair rental value of home (including furnishings and utilities)		11,150	11,150
Schedule C gross income from ministry	<u>5,200</u>		<u>5,200</u>
Ministerial income	<u>\$ 19,000</u>	<u>\$ 12,150</u>	<u>\$ 31,150</u>
% of nondeductible expenses: \$12,150/\$31,150 = 39%			

Unreimbursed Employee Business Expenses

	<u>61% Deductible</u>	<u>39% Not Deductible</u>
Business mileage: 7,933 x 54¢ per mile	\$ 2,613	\$ 1,671
Travel expense:		
Airfare	412	263
Lodging	102	65
Business expenses:		
Subscriptions	122	78
Books and supplies	213	137
Continuing education tuition	305	195
Meals and entertainment expenses:		
Meals	\$ 233	
Entertainment	<u>1,207</u>	
	<u>\$ 1,440</u> x 50% = \$720	
	<u>439</u>	<u>281</u>
Form 2106-EZ	<u>\$ 4,206</u>	<u>\$2,690</u>

Attachment 2.**Net earnings from self-employment (attachment to Schedule SE, Form 1040)**

Salary paid by church as reflected on Form W-2, Box 1	\$ 12,800
Net profit or loss as reflected on Schedule C or C-EZ (includes speaking honoraria, offerings you receive for weddings, baptisms, funerals, and other fees)	2,520
Housing allowance excluded from salary on Form W-2	2,000
Fair rental value of church-provided housing (including paid utilities)	<u>11,150</u>
	<u>28,470</u>
Less:	
Unreimbursed ministerial business and professional expenses or reimbursed expenses paid under a nonaccountable plan	
A. Deductible on Schedule A before the 2% of AGI limitation	4,206
B. Not deductible on Form 2106/2106 EZ (\$2,690) or Schedule C/C-EZ (\$1,714) because expenses were allocated to taxable/nontaxable income	<u>4,404</u>
Total deductions	<u>8,610</u>
Net earnings from self-employment (to Schedule SE) (See page 50)	<u>\$ 19,860</u>

Housing Allowance Worksheet

Minister Living in Housing Owned or Rented by the Church

Name: Donald L. Hall

For the period January 1, 20 16 to December 31, 20 16

Date designation approved December 20, 20 15

Allowable Housing Expenses *(expenses paid from current income)*

	<u>Estimated Expenses</u>	<u>Actual</u>
Utilities <i>(gas, electricity, water)</i> and trash collection	\$ _____	\$ _____
Local telephone expense <i>(base charge)</i>	<u>250</u>	<u>275</u>
Decoration and redecoration	_____	_____
Structural maintenance and repair	_____	_____
Landscaping, gardening, and pest control	_____	_____
Furnishings <i>(purchase, repair, replacement)</i>	<u>1,218</u>	<u>460</u>
Personal property insurance on minister-owned contents	<u>200</u>	<u>190</u>
Personal property taxes on contents	<u>150</u>	<u>75</u>
Umbrella liability insurance	_____	_____
Subtotal	<u>1,818</u>	
10% allowance for unexpected expenses	<u>182</u>	
TOTAL	\$ <u><u>2,000</u></u>	\$ <u><u>1,000</u></u> (A)
Properly designated housing allowance		\$ <u><u>2,000</u></u> (B)

The amount excludable from income for federal income tax purposes is the lower of A or B.

Because actual housing expenses are less than the designated allowance, the housing exclusion is limited to \$1,000. The \$1,000 difference between the designation and the exclusion is reported as excess housing allowance on Form 1040, line 7 (see page 47).

22222		Void <input type="checkbox"/>	a Employee's social security number 482-11-6043		For Official Use Only ▶ OMB No. 1545-0008	
b Employer identification number (EIN) 25-7921873			1 Wages, tips, other compensation 12800.00		2 Federal income tax withheld	
c Employer's name, address, and ZIP code Lancaster Community Church 1425 Spencer Avenue Wabash, IN 46992			3 Social security wages		4 Social security tax withheld	
			5 Medicare wages and tips		6 Medicare tax withheld	
			7 Social security tips		8 Allocated tips	
d Control number			9		10 Dependent care benefits	
e Employee's first name and initial Donald L.		Last name Hall	Suff.		11 Nonqualified plans	
f Employee's address and ZIP code 804 Linden Avenue Pensacola, FL 32502			13 Statutory employee <input type="checkbox"/> Retirement plan <input checked="" type="checkbox"/> Third-party sick pay <input type="checkbox"/>		12a See instructions for box 12	
			14 Other		12b E 500	
					12c	
					12d	
15 State Employer's state ID number FL		16 State wages, tips, etc. 12800.00	17 State income tax	18 Local wages, tips, etc.	19 Local income tax	20 Locality name

Form **W-2** Wage and Tax Statement **2016** Department of the Treasury—Internal Revenue Service
 Copy A For Social Security Administration — Send this entire page with Form W-3 to the Social Security Administration; photocopies are not acceptable. For Privacy Act and Paperwork Reduction Act Notice, see the separate instructions. Cat. No. 10134D
Do Not Cut, Fold, or Staple Forms on This Page

Explanation of compensation reported on Form W-2, Box 1:

Salary (\$11,000 less \$2,000 housing allowance and \$500 403[b] contributions)	\$ 8,500
Special occasion gifts	500
Reimbursement of self-employment tax	2,100
Expense allowance under nonaccountable plan	<u>1,700</u>
	<u>\$12,800</u>

<i>2017 Filing Dates</i>

January

- 17 Quarterly Estimated Taxes (last payment for prior tax period)

February

- 15 W-4 (if claimed an exemption, to continue same exemption in current year)

April

- 17 Personal tax returns due
- 17 Quarterly Estimated Taxes, if not paid with return (first payment for current tax year)

June

- 15 Quarterly Estimated Taxes (2nd payment for current tax year)

September

- 15 Quarterly Estimated Taxes (3rd payment for current tax year)

October

- 16 If you had an automatic extension to file your individual income tax return, it is now due
-

Citations

The Tax System for Ministers

- Employees v. self-employed for income tax purposes
Treas. Reg. 31.3401(c)-1(b)-(c)

Weber v. Commissioner, 103 T.C.M. 19 (1994), Affirmed 4th Cir., 94-2609 (1995)

Shelley v. Commissioner, T.C.M. 432 (1994)

Rev. Rul. 87-41
- Exempt from income tax withholding
Code Sec. 3401(a)(9)
- Qualifying tests for ministerial status
Treas. Reg. 1.1402(c)-5

Ltr. Rul. 199910055

Mosley v. Commissioner, T.C.M. 457 (1994)

Knight v. Commissioner
92 T.C.M. 12 (1989)
- Voluntary withholding of income tax for clergy
Rev. Rul. 68-507

The Housing Allowance

- Designation of housing allowance
Treas. Reg. 1.107-1(b)

Whittington v. Commissioner, T.C.M. 296 (2000)

Mosley v. Commissioner, T.C.M. 457 (1994)
- Determination of housing exclusion amount
Clergy Housing Allowance Clarification Act,
Public Law 107-181

Warren v. Commissioner,
114 T.C., No. 23 (1998)
Appeal to the Ninth Cir. Court of Appeals (Feb. 2000), case dismissed by Ninth Cir. Court of Appeals (Aug. 2002)
- Housing allowances for retired clergy
Rev. Proc. 92-3

Rev. Rul. 75-22

Compensation and Fringe Benefits

- 403(b) plans
Code Sec. 403(b)

Code Sec. 1402(a)
- Healthcare flexible spending account
Code Sec. 105(b), (e)
- Health reimbursement arrangements
Code Sec. 105(b), (e)

Rev. Rul. 2002-41

IRS Notice 2002-45

IRS Policy 80,600
- Health savings accounts
Code Sec. 233

IRS Notice 2004-2

Rev. Proc. 2004-22

IRS Notice 2004-23

Rev. Rul. 2004-38

IRS Notice 2004-50
- Highly compensated employees
Code Sec. 414(q)

Treas. Reg. 1.132-8(f)(1)
- Medical insurance premiums paid by the church
Code Sec. 106(a)

Code Sec. 4980B
- Nontaxable fringe benefits
Code Sec. 132
- Property transfers
Treas. Reg. 1.61-2(d)(2)
- Reimbursement payments excludable from recipient's income
Letter Ruling 9112022
- Retirement gifts
Code Sec. 102(c)

Commissioner v. Duberstein,
363 U.S. 278, 285 (1960)

Rev. Rul. 55-422
- Sabbatical Pay
Kant v. Commissioner,

T.C. Memo 1997-217

- Social security reimbursements
Rev. Rul. 68-507
- Special occasion gifts
Goodwin v. U.S.,
94-2 U.S.T.C. (S.D. Iowa 1994)
Affirmed 8th Cir. Ct. of Appeals

Business and Professional Expenses

- Accountable expense reimbursement plans
Treas. Reg. 1.62-2

Treas. Reg. 1.274-5T(f)
- Allocation of unreimbursed business expenses
McFarland v. Commissioner,
T.C.M. 440 (1992)

Dalan v. Commissioner,
T.C.M. 106 (1988)

Deason v. Commissioner,
41 T.C. 465 (1964)
- Educational expenses
Ltr. Rul. 9431024

Burt v. Commissioner,
40 T.C.M. 1164 (1980)
- Personal computer expenses
Code Sec. 280F

Rev. Rul. 86-129
- Traveling/commuting
Rev. Rul. 94-47

Rev. Rul. 90-23

Walker v. Commissioner,
101 T.C.M. 537 (1993)

Social Security Taxes

- Opting out of social security
Code Sec. 1402(e)

Treas. Reg. 1.1402(e)-3A
- Social security coverage for clergy
Code Sec. 1402(c)(2) and (4)

Code Sec. 3121(b)(8)(A)

Code Sec. 3401(a)(9)

Rev. Rul. 80-110

Index

- Accountable plan, 18, 24-25, 36-45
- Administrative positions, 8
- Allocation of business expenses, 29, 43, 61
- Automobiles,
 Actual expense method, 26
 Church-provided, 21
 Commuting, 26-27
 Depreciation, 26
 Documenting expenses, 27
 Mileage rate, 6, 26
- Books, 27
- Business and professional expenses,
 Accounting for, 18, 24-25, 36-45
 Allocation of, 29, 43, 61
 Automobile, 26-27
 Books, 28
 Business gifts, 27
 Cellular phones, 28-29
 Club dues, 18
 Commuting, 26-27
 Documenting, 25
 Educational expenses, 19
 Entertainment expenses, 19, 27
 Gifts, 27
 Mileage rate, 6, 26
 Moving expenses, 6, 46, 47
 Personal computers, 27-28
 Recordkeeping requirements, 25, 27
 Reimbursements, 18, 24-25
 Subscriptions and books, 28
 Telephone, 28-29
- Cellular phones, 28-29
- Child tax credit, 48, 54-55
- Club dues, 18
- Commuting expenses, 26-27
- Computers, 28-29
- Continuing education, 19
- Denominational,
 Positions, 8
 Retirement plans, 14-15
- Disability insurance, 18, 19
- Dues and memberships, 18
- Earned income credit, 51-53
- Educational reimbursement plans, 19
- Employee v. self-employed, 8-10
- Entertainment expenses, 19, 27
- Estimated taxes, 30, 34
- Evangelists, 10
- Fair rental value, 12-14
- Flexible spending account, 6, 19-20
- Fringe benefits, 18-23
- Gifts,
 Business, 27
- Health care reform, 3-4
- Health insurance, 3-4, 20
- Health insurance deduction, 9
- Health reimbursement arrangement, 3-4, 20
- Health Savings Accounts, 20-21, 33
- Housing allowance,
 Accounting for, 12-13
 Designating, 13
 Equity allowance, 12
 Fair rental value, 12-14
 General, 5, 11-17
 Limitations, 11-12
 Reporting, 13, 32
 Resolutions, 15
 Retirees, 14-15
 Worksheets, 16-17
- Income tax status of ministers, 9-10
- Insurance,
 Disability, 18-19
 Group term life, 10, 21
 Health, 3-4, 20
- Interest,
 Paid, 35
 Received, 32-33
- Life insurance, 10, 21
- Mileage rate, 6, 26
- Missionaries, 10
- Moving expenses, 6, 47
- Nonaccountable plan, 25, 46-63
- Overtime, 5
- Pension distributions, 14-15
- Per diem, 6, 27
- Personal computers, 27-28
- Reimbursements, 18, 24-25, 36-45
- Retirement plans,
 Denominational plans, 14-15
- Section 179 deductions, 28
- Self-employment earnings, 31
- Self-employment tax deductions, 31
- Social security,
 Computation of tax, 31
 Deductions, 31
 Exemption of ministers, 31
 Opting out, 31
 Reimbursement, 21
 Services in which exemption applies, 31
 Status of ministers, 8-9
 Tax rates, 31
- Standard mileage rate, 6, 26
- Substantiation,
 Business and professional expenses, 24-25, 24-28
- Tax rates
 Self-employment rates, 31
- Tax withholding, 30
- Teaching positions, 8
- Telephone, 28-29
- Transportation expenses, 27
- Tuition discounts, 21
- Unreimbursed business and professional expenses, 25, 46-63
- Vehicles, personal use of church-owned, 21
- Withholding,
 Voluntary, 10, 30

COMING SOON!



CHURCHEXCEL



Increase Confidence

with easy-to-understand
resources



Save Time and Money

with our one-stop
Resource Hub,
updated monthly



Navigate Red-Tape

and complex, ever-changing
IRS rules,
and regulations

Watch your inbox for our launch and be one of the first to subscribe!

Questions? Call **Tracy Weber** at **800.323.9473**
or email **Tracy@ECFA.org**



Why Do Churches Join **ECFA**?

To Demonstrate **Integrity!**



Life.Church's accreditation by ECFA serves as a clear statement of assurance to our attendees, our donors, and to the public that we conduct Kingdom business with integrity and accountability.

Craig Groeschel, Senior Pastor, Life.Church, Edmond, OK

Resources for Church Members



ChurchPulse
Monthly
eNewsletter



Educational
Webinars
and Videos



Knowledge
Center
Documents



Practical Policies
for Church Use



Church Surveys
with Latest
Trends



Collaboration
with Other
Churches

For more information, visit [ECFA.Church](https://www.ecfa.church)

JOIN ECFA

It only takes 10 minutes to learn how to
ENHANCE TRUST for your church.

Call Michael
800-323-9473

Michael Martin
Vice President &
Legal Counsel



**CHARITABLE
GIVING GUIDE FOR
MISSIONARIES
AND OTHER WORKERS**

DAN BUSBY • MICHAEL MARTIN • JOHN VAN DRUMEN



**CHARITABLE
GIVING GUIDE FOR
SHORT-TERM
MISSION TRIPS**

DAN BUSBY • MICHAEL MARTIN • JOHN VAN DRUMEN



**CHARITABLE
GIVING GUIDE FOR
GIVER-RESTRICTED GIFTS**

DAN BUSBY • MICHAEL MARTIN • JOHN VAN DRUMEN



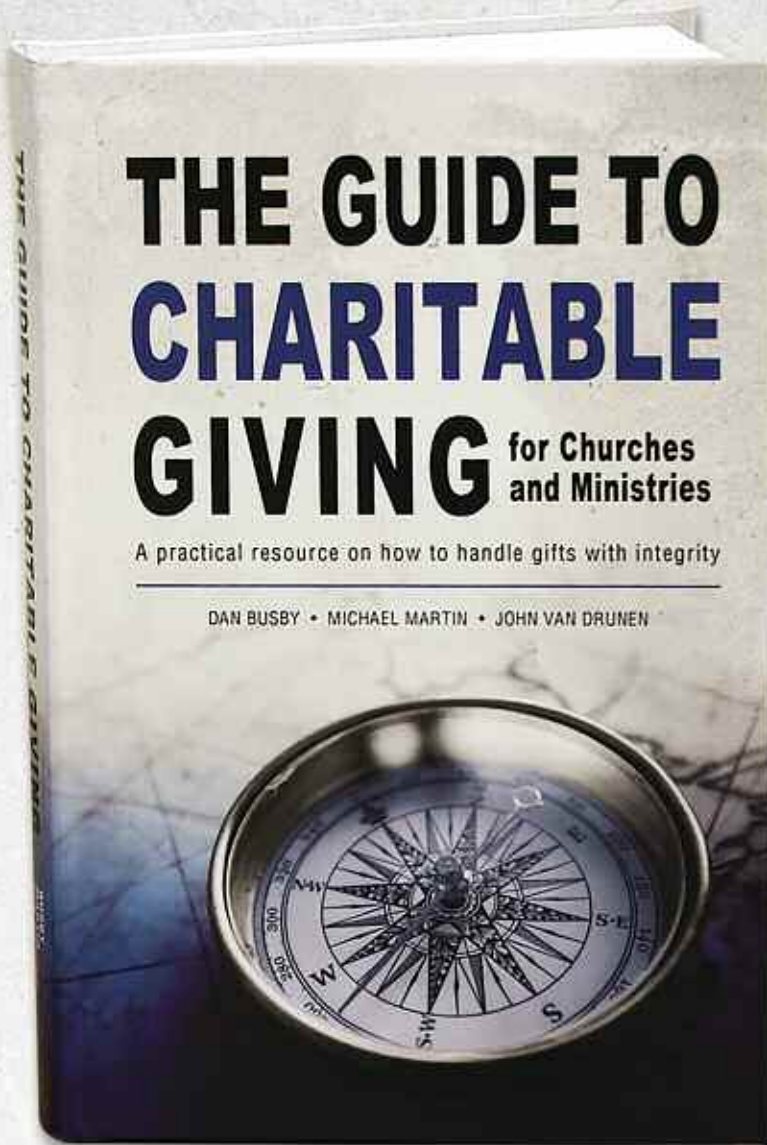
**CHARITABLE
GIVING GUIDE FOR
ACKNOWLEDGING
AND REPORTING
CASH CHARITABLE GIFTS**

DAN BUSBY • MICHAEL MARTIN • JOHN VAN DRUMEN



More info at [ECFA.org/ECFAPress](https://www.ecfa.org/ECFAPress)

A practical resource on how to handle gifts with integrity.



The Guide to Charitable Giving for Churches and Ministries is your one-stop resource covering the legal, tax, accounting, and integrity issues related to charitable giving. In this easy-to-understand guide, you will learn about issues such as ministry communications and gift acknowledgments, giver-restricted gifts, and contributions to support missionaries.

Order from ECFA.org/ECFAPress.aspx

ANSWERING YOUR
OVERTIME
QUESTIONS

FOR CHURCHES AND MINISTRIES

SALLY WAGENMAKER, ATTORNEY
WAGENMAKER & OBERLY



Enhancing Trust



Download your copy today at
[ECFA.org/Content/Overtime](https://www.ecfa.org/Content/Overtime)

10

Biggest Tax Mistakes Made By Ministers

- 1.** Improperly treating church payments for out-of-pocket medical expenses as tax-free when the church has not established a proper plan.
- 2.** Filing as self-employed for income tax purposes on your church salary, using tax benefits only available to employees, and leaving yourself vulnerable to reclassification by the IRS to employee status upon audit.
- 3.** Failing to have at least a modest housing allowance designated when living in a church-provided housing.
- 4.** Failure to understand and apply the fair rental test for the housing allowance relating to minister-provided housing.
- 5.** Confusing the fair rental value of a church-provided parsonage (only includible for social security purposes) with the designation of a portion of your salary as housing allowance (providing an exclusion for income tax purposes).
- 6.** Failing to keep a log of miles driven for personal use vs. church purposes.
- 7.** Claiming office-in-the-home treatment — rarely justified under present law.
- 8.** Not documenting business expenses to reflect business purpose, business relationship, cost, time, and place.
- 9.** Failure of ministers to use an accountable reimbursement plan.
- 10.** Improperly opting out of social security because you don't believe it is a good investment.



The Zondervan Church & Nonprofit Tax & Financial Guide

The Zondervan Minister's Tax & Financial Guide

2017 Edition for 2016 Returns

Dan Busby

Michael Martin

John Van Drunen

Ministers and churches of all denominations now can easily file their federal income tax forms with these award-winning tax guides from Zondervan. Dan Busby, Michael Martin, and John Van Drunen have written a work of accuracy and reliability. These guides go beyond other tax guides because they provide:

- complete tax and financial guides for ministers, churches, and nonprofit organizations
- recent and last-minute changes in this year's tax laws
- easy-to-follow explanations (in plain English)
- sample forms and worksheets

The most understandable, easy-to-follow tax guide of its kind—explains complex tax concerns in plain language.

“These tax guides present complex issues in a concise, easy-to-understand format.”

Simeon May, CPA, Executive Director, The Church Network

“Good reference guides to have at your fingertips through the year.”

Nazarene Pensions and Benefits Office

“Enormously helpful, clear, and comprehensive.”

Publishers Weekly ReligionBookLine

Download at www.ECFA.org/Content/2017-Zondervan