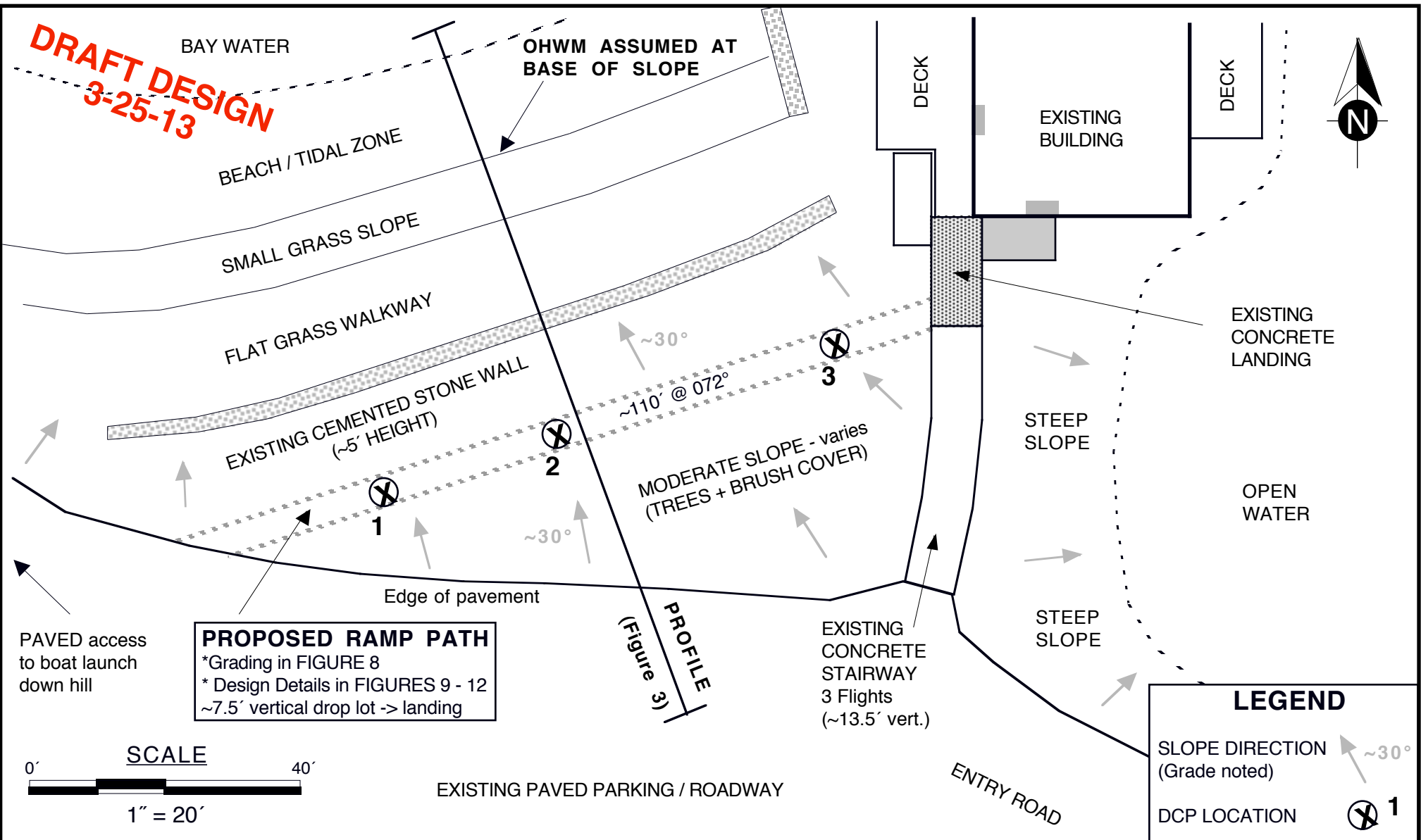
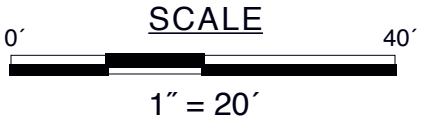


DRAFT DESIGN
3-25-13



PROPOSED RAMP PATH
*Grading in FIGURE 8
* Design Details in FIGURES 9 - 12
~7.5' vertical drop lot -> landing



LEGEND

SLOPE DIRECTION (Grade noted)

DCP LOCATION

Site Evaluation & Design
Proposed Access Ramp
LISE Clubhouse
Lummi Island, Washington

For: Lummi Island Scenic Estates

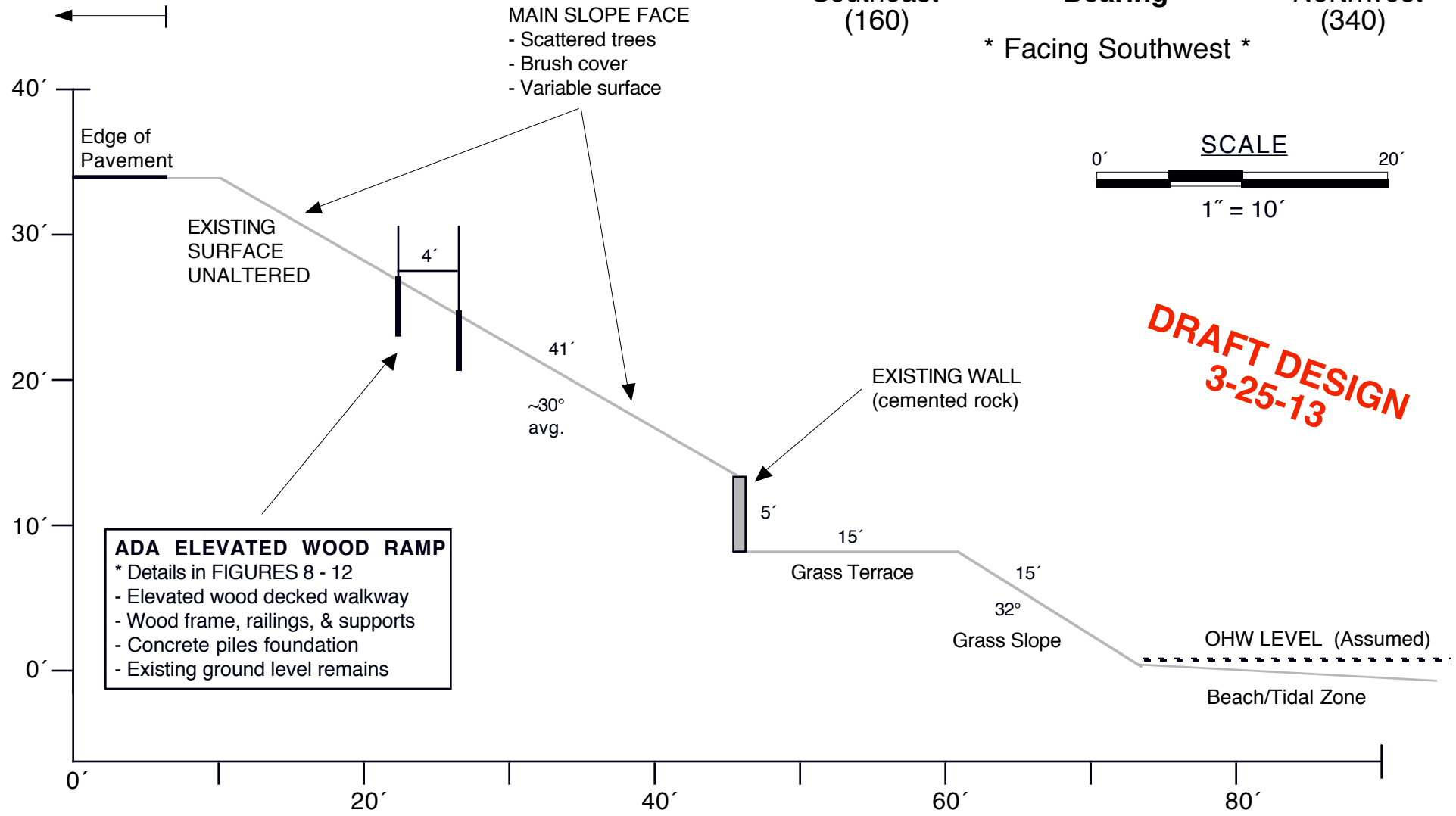
Figure 2

ADA RAMP SITE PLAN		
PROJECT NO.	DATE	APPROVED BY
SUC0103187	3/25/13	A.X.H
<i>Scale: Approximate</i>		

MERIT ENGINEERING INC.
2715 Meridian Street
Bellingham, Washington 98225
Telephone: (360) 738-6083
Fax: (360) 738-1499
<http://www.MeritEngineering.com>

PAVED PARKING

Southeast (160) ← **Bearing** → Northwest (340)
 * Facing Southwest *



ADA ELEVATED WOOD RAMP
 * Details in FIGURES 8 - 12
 - Elevated wood decked walkway
 - Wood frame, railings, & supports
 - Concrete piles foundation
 - Existing ground level remains

DRAFT DESIGN
3-25-13

Site Evaluation & Design
 Proposed Access Ramp
 LISE Clubhouse
 Lummi Island, Washington

SITE SLOPE PROFILE

PROJECT NO.	DATE	APPROVED BY
SUC0103187	3/25/13	A.X.H

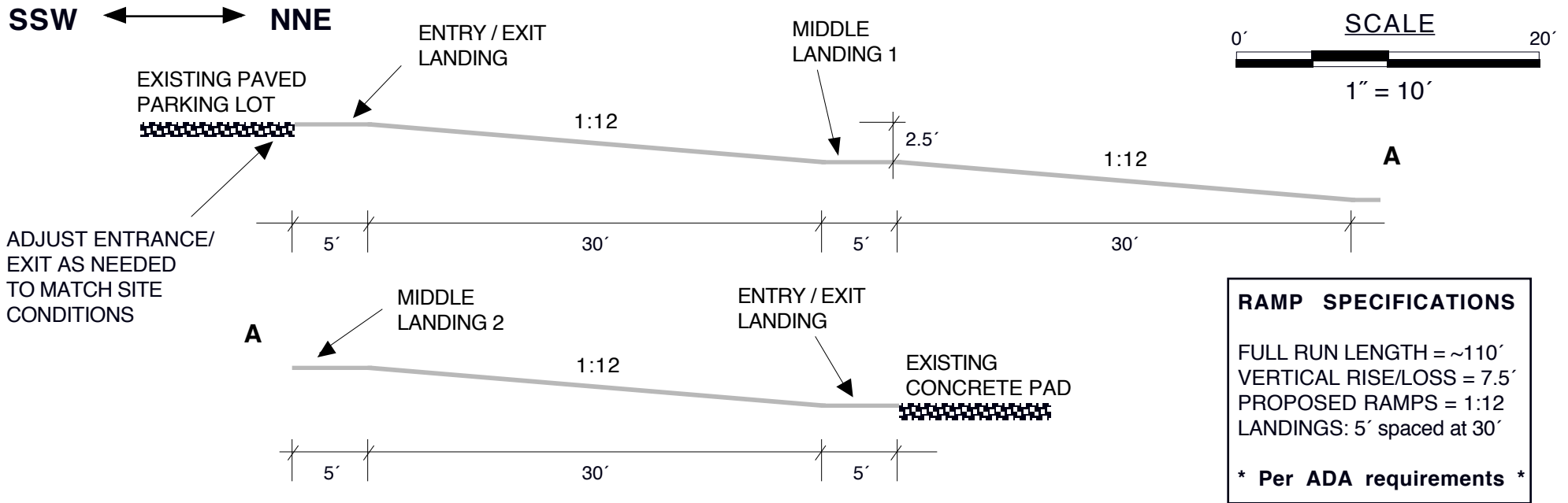


MERIT ENGINEERING INC.
 2715 Meridian Street
 Bellingham, Washington 98225
 Telephone: (360) 738-6083
 Fax: (360) 738-1499
<http://www.MeritEngineering.com>

For: Lummi Island Scenic Estates

Figure 3

Scale: Approximate



DRAFT DESIGN
3-25-13

ATTACHED RAMP FIGURE CONTENTS:

- FIGURE 9 - RAMP FRAMING PLAN
- FIGURE 10 - POST-BEAM SUPPORT DETAIL
- FIGURE 11 - CONCRETE PILE DETAIL
- FIGURE 12 - RAILING & DECKING DETAILS

WOOD RAMP CONSTRUCTION MATERIAL SPECIFICATIONS:

LUMBER: ALL LUMBER AND DECKING SHALL BE PRESSURE-TREATED OR EQUIVALENT

- * ANY LUMBER PLACED ON OR WITHIN GRADE SHALL BE RATED GROUND-CONTACT
- * ANY SUPPORT POSTS THAT MAY BE COVERED IN PART BY FINAL GRADING SHALL BE RATED GROUND-CONTACT

FASTENERS & HARDWARE: ALL SHALL BE CORROSION-RESISTANT MATERIALS

- * HOT-DIPPED / GALVANIZED / STAINLESS STEEL OR SIMILAR

CONNECTIONS: USE SPECIFIED FASTENERS/CONNECTIONS AS NOTED (OR EQUIVALENT)

- * ALL OTHER CONNECTIONS PER TYPICAL CONSTRUCTION STANDARDS
- * ALL CONNECTIONS SHALL BE PER WHATCOM COUNTY REQUIREMENTS

NOTE: DESIGN ELEMENTS SHOWN MAY BE ADJUSTED TO FIT SITE CONDITIONS. Dimensions and grading based on site hand measurements, to be confirmed by contractor.

Site Evaluation & Design
Proposed Access Ramp
LISE Clubhouse
Lummi Island, Washington

RAMP GRADE & NOTES

PROJECT NO.	DATE	APPROVED BY
SUC0103187	3/25/13	A.X.H



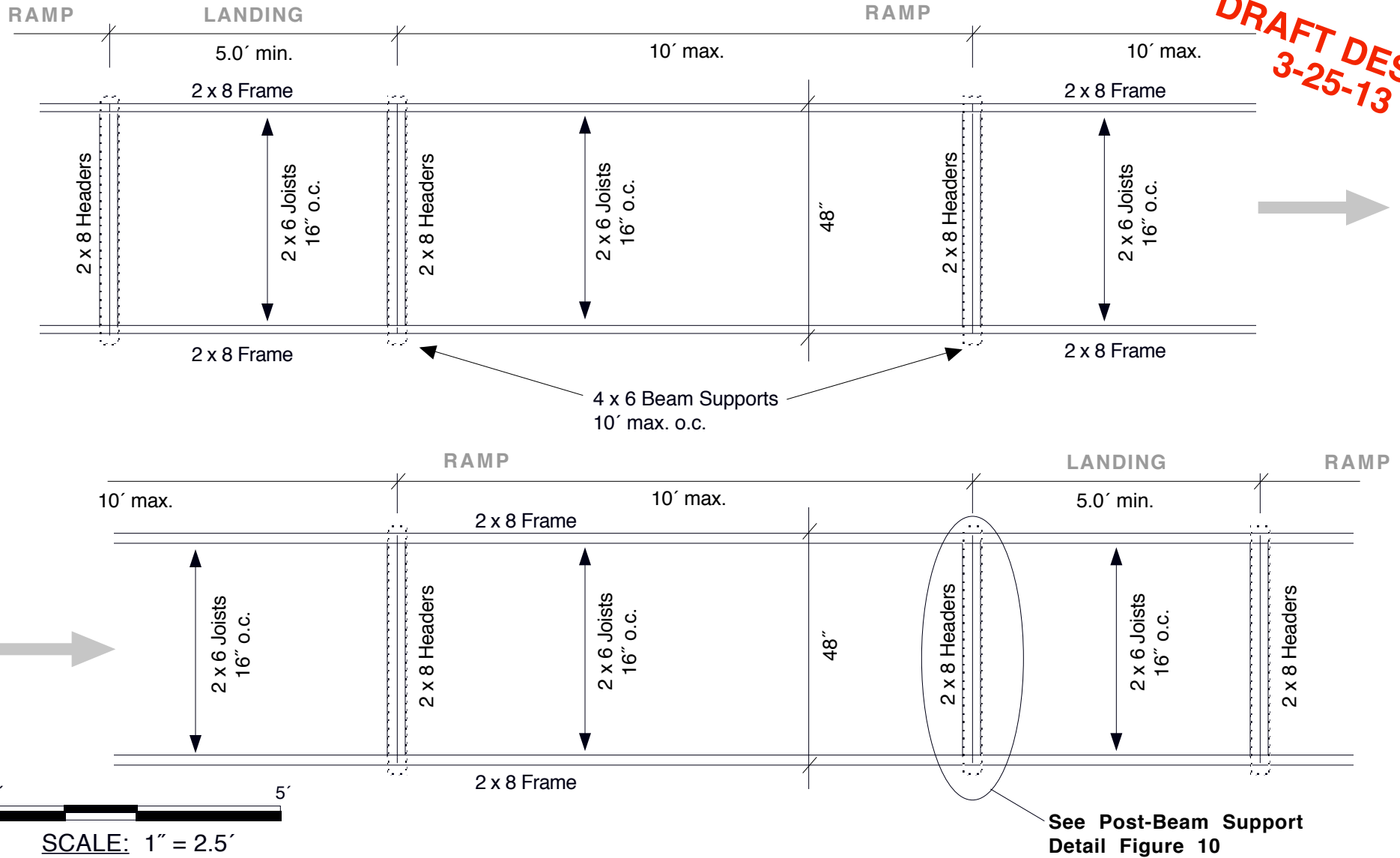
MERIT ENGINEERING INC.

2715 Meridian Street
Bellingham, Washington 98225
Telephone: (360) 738-6083
Fax: (360) 738-1499
<http://www.MeritEngineering.com>

Figure 8

Scale: Approximate

DRAFT DESIGN
3-25-13



Site Evaluation & Design
 Proposed Access Ramp
 LISE Clubhouse
 Lummi Island, Washington

RAMP FRAMING PLAN

PROJECT NO.	DATE	APPROVED BY
SUC0103187	3/25/13	A.X.H



MERIT ENGINEERING INC.

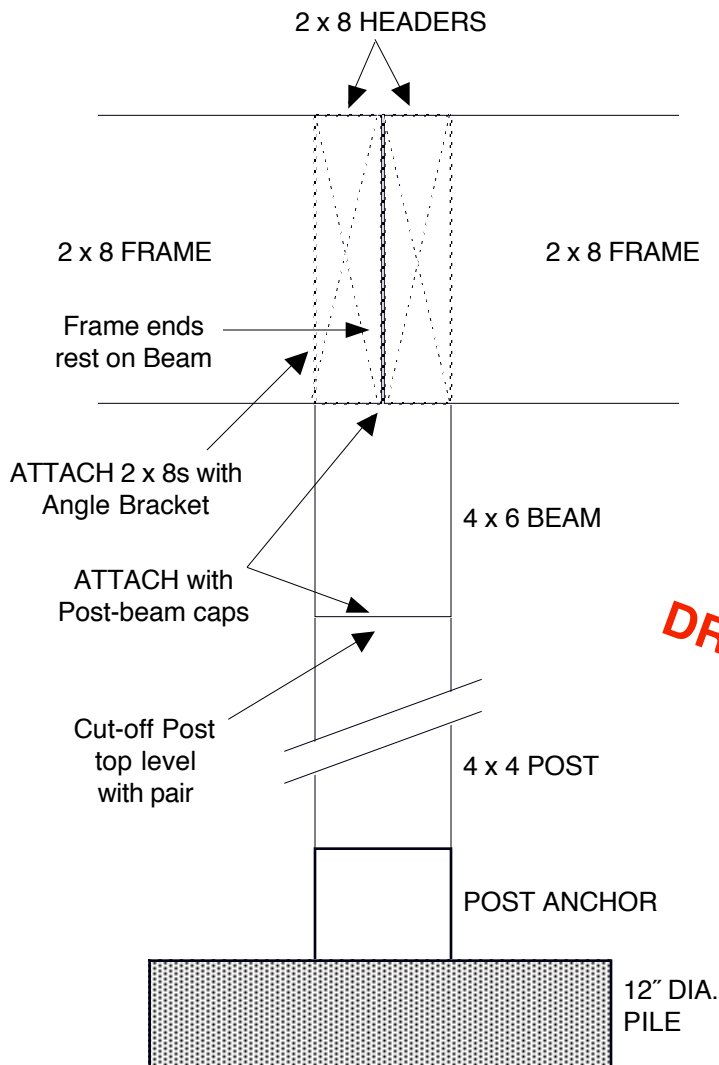
2715 Meridian Street
 Bellingham, Washington 98225
 Telephone: (360) 738-6083
 Fax: (360) 738-1499
<http://www.MeritEngineering.com>

Figure 9

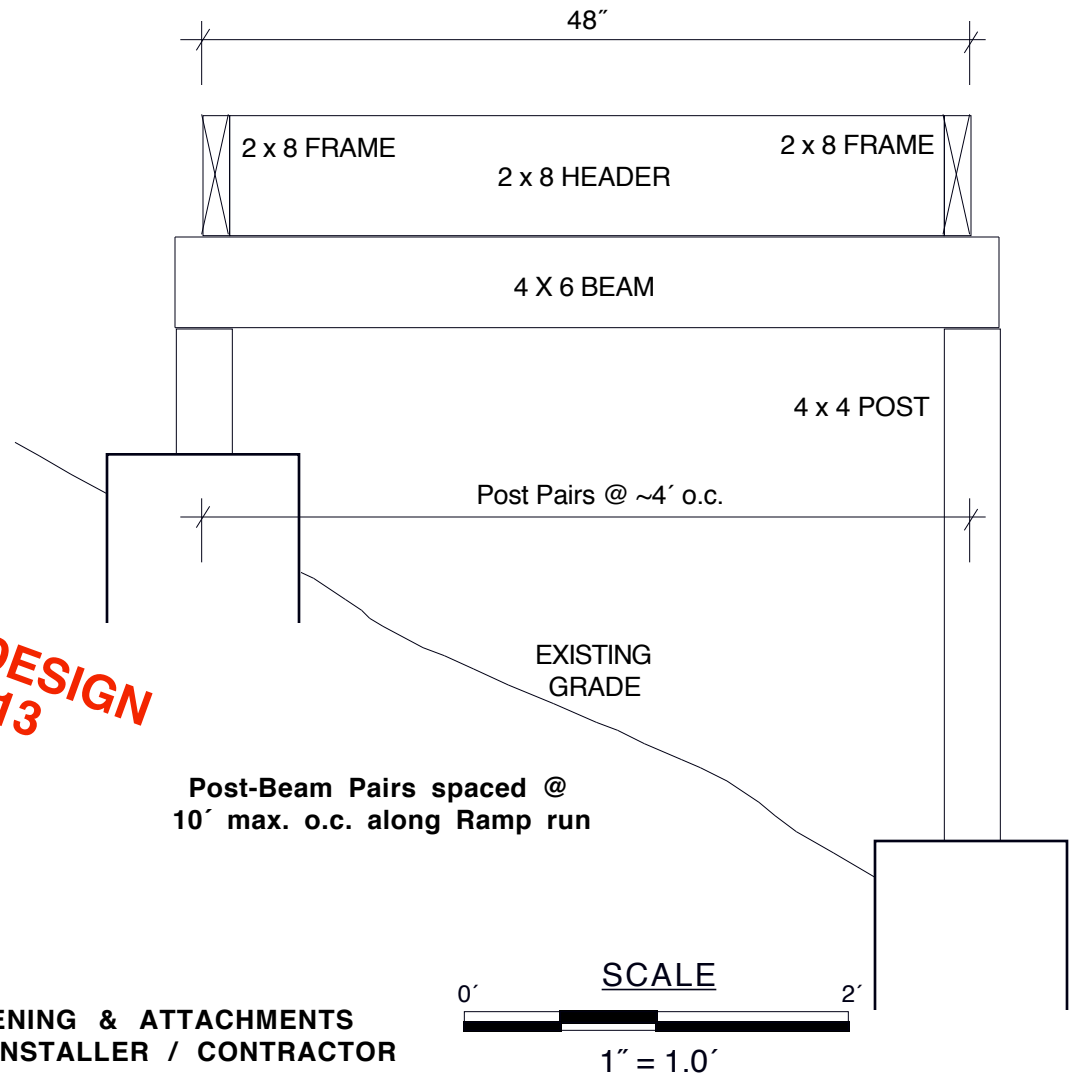
Scale: As shown

For: Lummi Island Scenic Estates

POST SUPPORT TO FRAME DETAIL



POST-BEAM PAIRING SCHEMATIC



DRAFT DESIGN
3-25-13

**FASTENING & ATTACHMENTS
PER INSTALLER / CONTRACTOR**

Site Evaluation & Design
Proposed Access Ramp
LISE Clubhouse
Lummi Island, Washington

POST & BEAM DETAILS

PROJECT NO.	DATE	APPROVED BY
SUC0103187	3/25/13	A.X.H

For: Lummi Island Scenic Estates



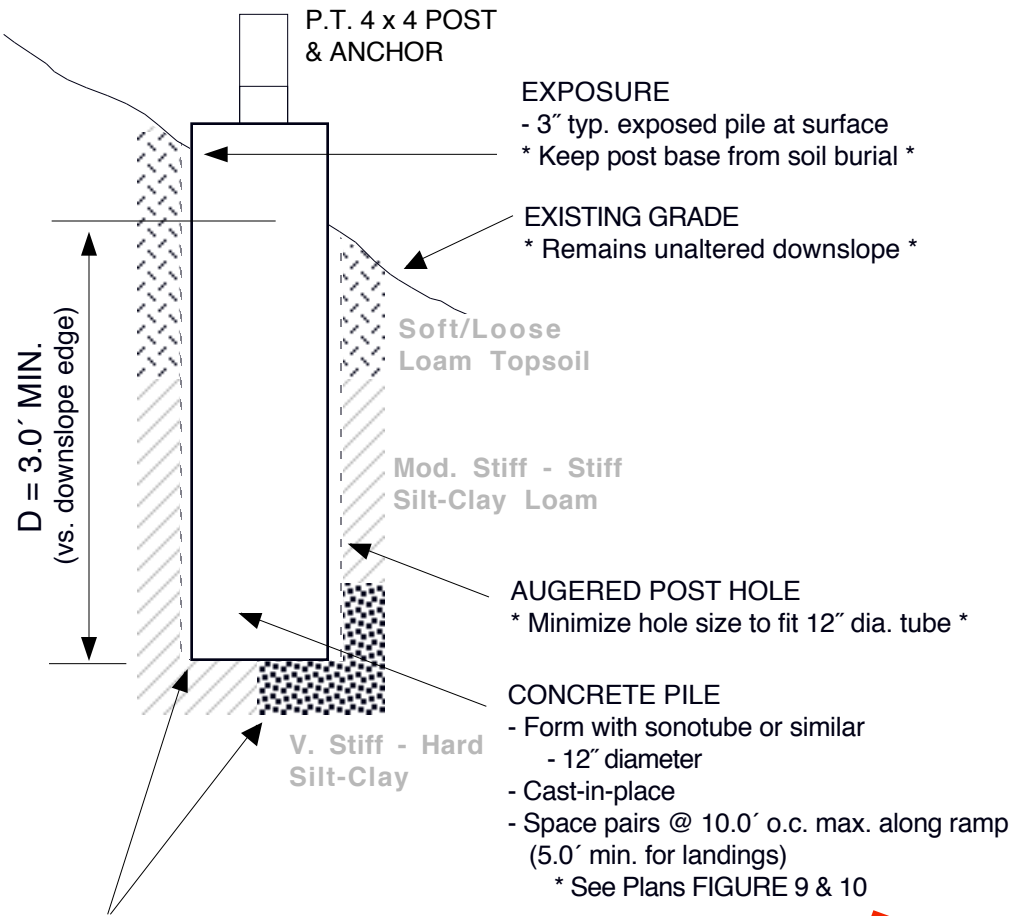
MERIT ENGINEERING INC.

2715 Meridian Street
Bellingham, Washington 98225
Telephone: (360) 738-6083
Fax: (360) 738-1499
<http://www.MeritEngineering.com>

Figure 10

Scale: Approximate

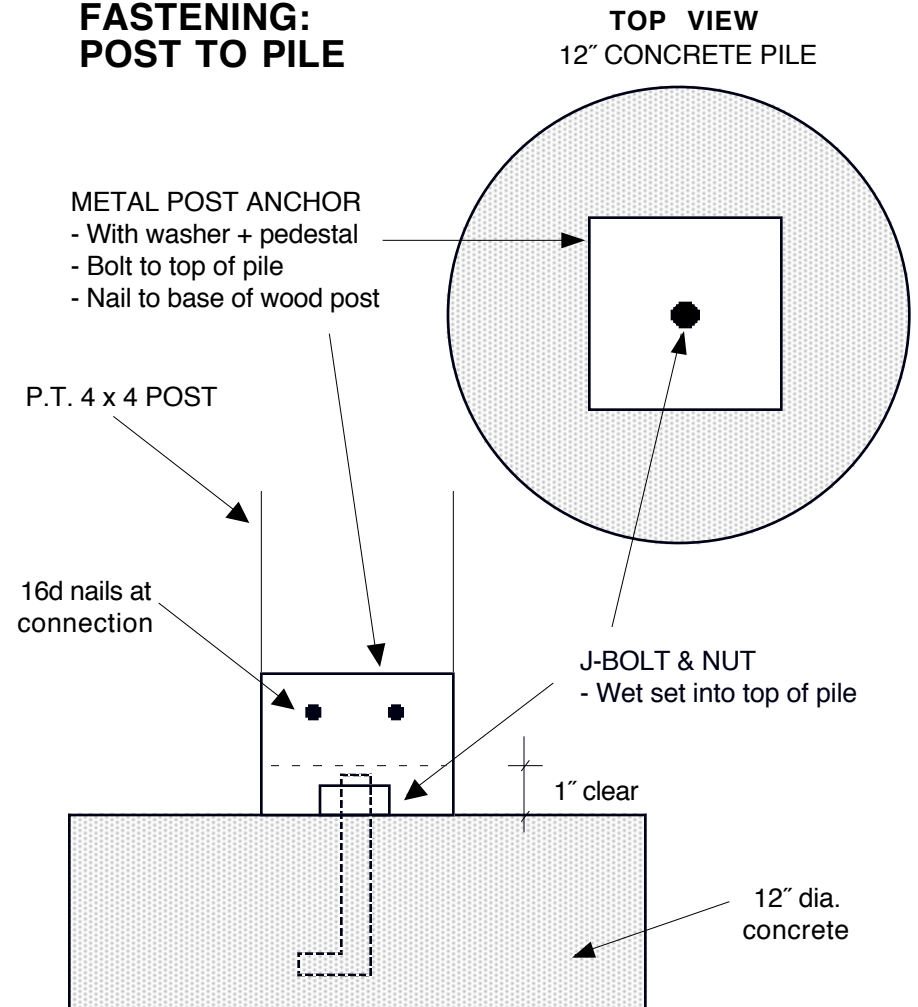
CROSS-SECTION: CONCRETE PILE ON SLOPE



RECOMMENDED PILE DEPTH 3.0' min.

*Or to refusal on hard conditions *
- Embed into dense/hard soils as possible

FASTENING: POST TO PILE



**PROFILE VIEW
PILE & POST**

NOTE: Installer may substitute Fastening system at their discretion.

**DRAFT DESIGN
3-25-13**

Site Evaluation & Design
Proposed Access Ramp
LISE Clubhouse
Lummi Island, Washington

PILING DETAILS

PROJECT NO.	DATE	APPROVED BY
SUC0103187	3/25/13	A.X.H

For: Lummi Island Scenic Estates



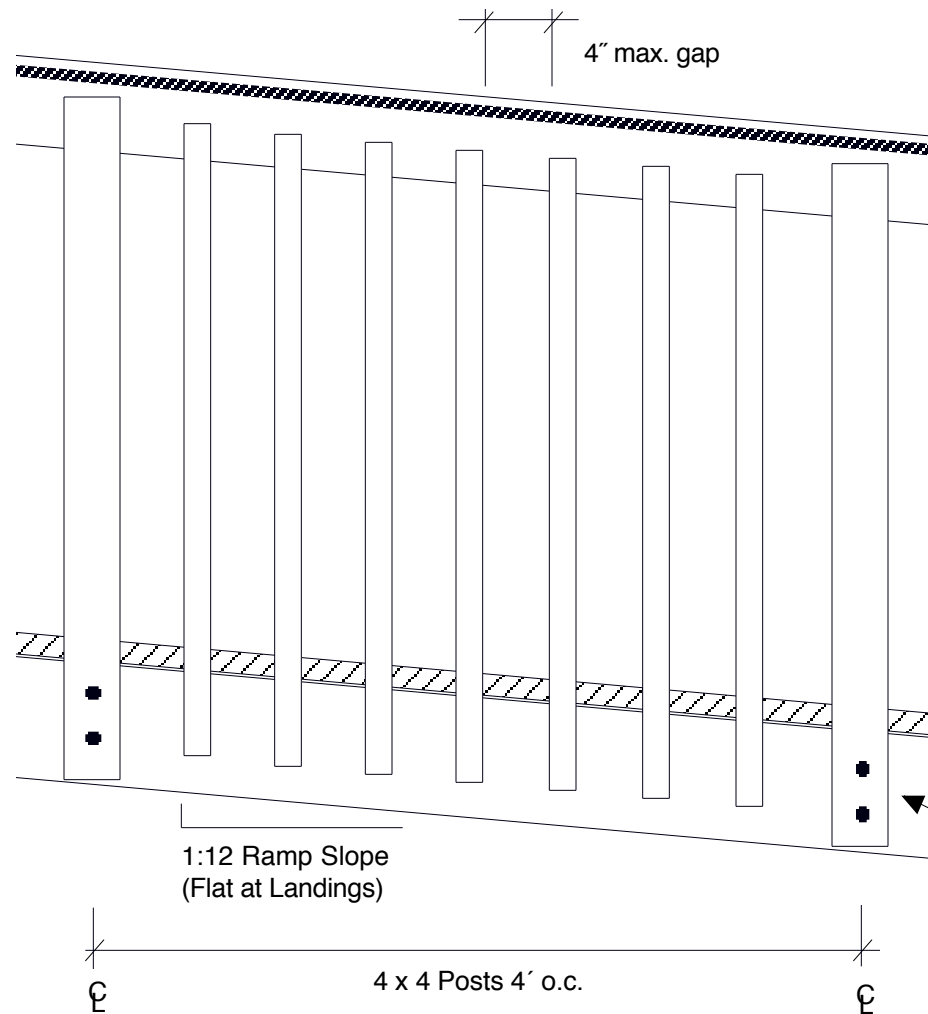
MERIT ENGINEERING INC.

2715 Meridian Street
Bellingham, Washington 98225
Telephone: (360) 738-6083
Fax: (360) 738-1499
<http://www.MeritEngineering.com>

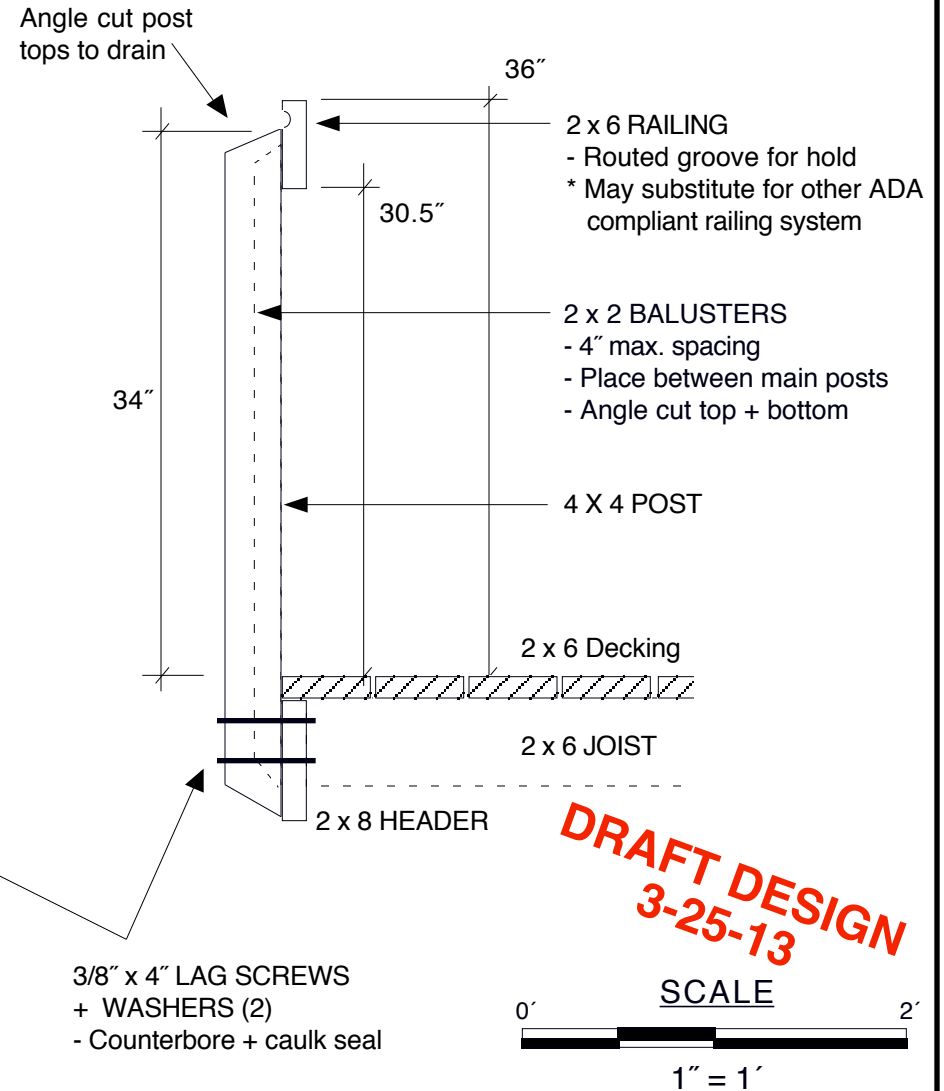
Figure 11

Scale: Approximate

RAILING ELEVATION SCHEMATIC



DECK & RAILING SECTION



Site Evaluation & Design
Proposed Access Ramp
LISE Clubhouse
Lummi Island, Washington

STAIR & RAIL PROFILE

PROJECT NO.	DATE	APPROVED BY
SUC0103187	3/25/13	A.X.H

For: Lummi Island Scenic Estates



MERIT ENGINEERING INC.

2715 Meridian Street
Bellingham, Washington 98225
Telephone: (360) 738-6083
Fax: (360) 738-1499
<http://www.MeritEngineering.com>

Figure 12

Scale: As shown