

CHILDREN'S ACTIVITIES (7 FEBRUARY): MATTHEW 5:14-16

We would encourage children and adults to stay together for the first part of the service, which will include some all-age elements. Children might then like to do one of the activities below during the sermon.

Key verses:

"You are the light of the world ... let your light shine before others" (Matthew 5 v.14&16)

Big Questions: (to talk about as the children are being creative)

- How could we 'shine out' and show Jesus' amazing love to someone practically this week?
- How would you like Jesus to be changing you, to help you to show his love more? Pray and ask him!

I have recorded a **short talk** that the children might want to watch during their activities. You can find it here:

<https://www.youtube.com/playlist?list=PL8KD5MVPRegMccfPly3KTPB50RSx7Ch17>

Do try & pray together afterwards, e.g. with each family member thinking of a different way to complete this prayer:

Lord Jesus, thank you that you are the Light of the World.

Please help us to ...

[e.g. shine with your light, share your amazing love with others, stay connected to you, love people more like you do, to find a way to share your light & love with X this week]

Suggested Activities:


1. Puzzle sheet: (see p.2) Find the missing words from Matthew 5 v.14-16 to reveal & unjumble the secret word!
2. Light jar: (see picture below) Decorate an empty jar, using PVA glue and squares of coloured paper (tissue paper would work best). Also stick on part of Matthew 5:14 (see p.4 for a label to print). Place a tealight inside to shine out!
3. Standing candle: (see picture below) Glue 2 long strips of paper (e.g. A4 lengthwise) together to form a right angle. Repeatedly fold each strip in turn back over the middle join, then stick down the ends. Cut out a candle flame (with a small tab at the bottom) and glue it to the folded paper. Finally cut out a paper circle and write around the edge part of v.14: *Jesus said: "You are the light of the world."* Stick the standing candle onto this circle base.
4. Sun-catcher: (see p.3 and picture below). Stick a black card outline onto a piece of sticky-backed plastic and fill the space with squares of coloured paper. Further instructions: <https://craftingthewordofgod.com/2013/10/13/let-your-light-shine-sun-catcher/>
5. Colouring picture: (see p.5) Colour the illustration of the city on the hill to represent us shining out with Jesus' light!



Jesus said: "You are the light of the world" (Matthew 5 v.14)



Look up Matthew 5 v.14-16 in an NIV Bible and find the missing words. Put them in the right place on the crossword puzzle, then find the secret letters and unjumble them to reveal what Jesus wants his Kingdom Family to do!


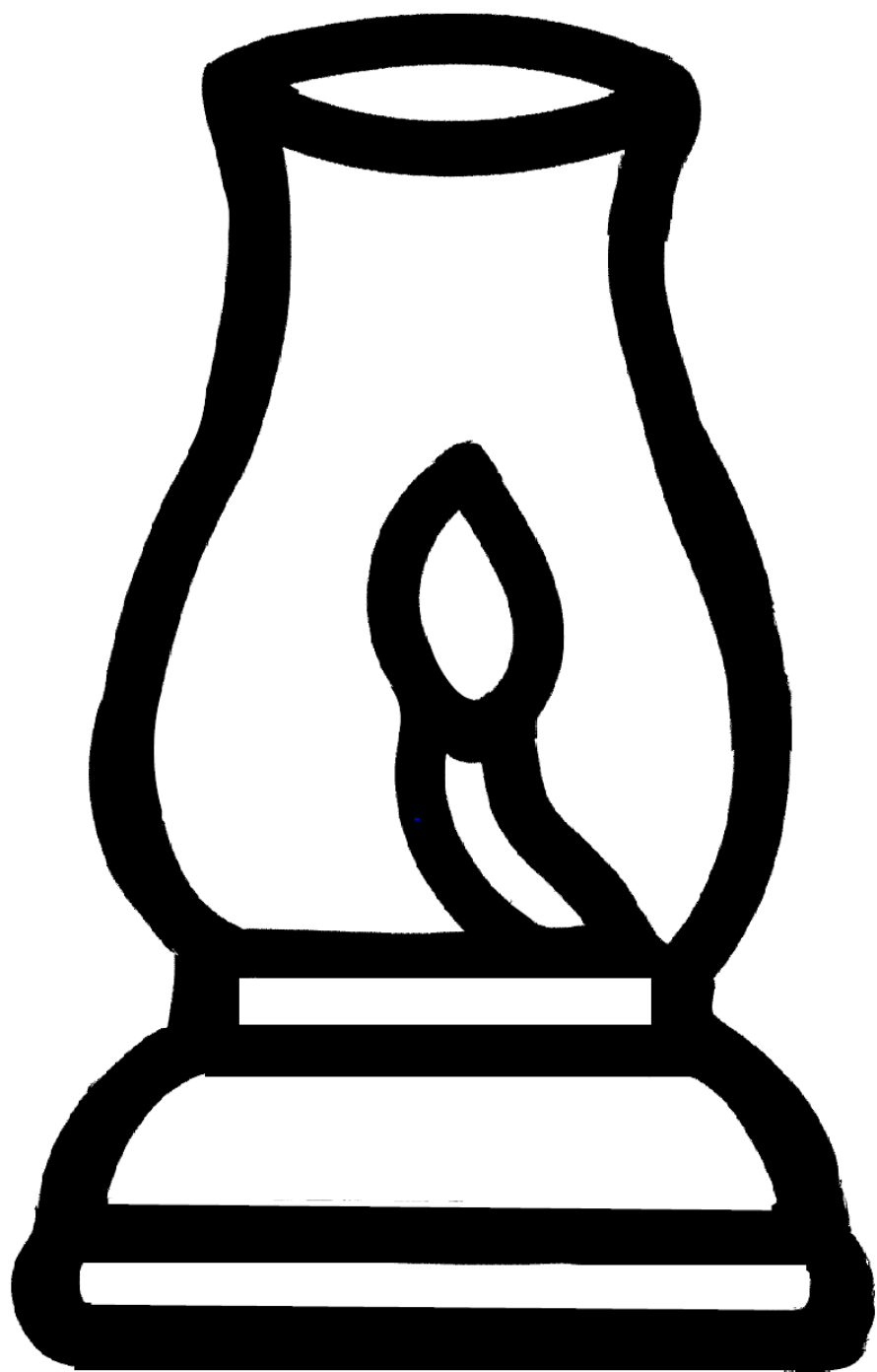


Jesus said: "You are the light of the _____ (8).
A _____ (3) built on a _____ (10) cannot be
_____ (5). Neither do people light a _____ (11)
and put it under a _____ (7). Instead they put it on its
_____ (1), and it gives light to _____ (12)
in the house. In the same way, let your light shine before
_____ (4), that they may see your good _____ (2)
and _____ (9) your _____ (6) in heaven."



Secret word:

--	--	--	--	--	--



Jesus said: "You are the light of the world ... Let your light shine before others" (Matthew 5 v.14-16)

Jesus said: "You are the light of the world ... Let your light shine before others" (Matthew 5 v.14-16)

Jesus said: "You are the light of the world ... Let your light shine before others" (Matthew 5 v.14-16)

Jesus said: "You are the light of the world ... Let your light shine before others" (Matthew 5 v.14-16)

Jesus said: "You are the light of the world ... Let your light shine before others" (Matthew 5 v.14-16)

Jesus said: "You are the light of the world ... Let your light shine before others" (Matthew 5 v.14-16)

Matthew 5:14



A city that is set on a hill cannot be hid.