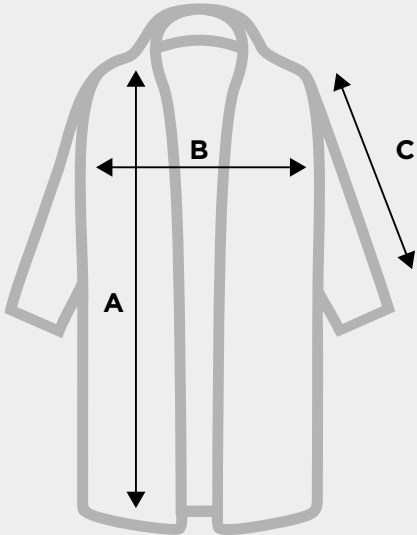




LA DRAFT

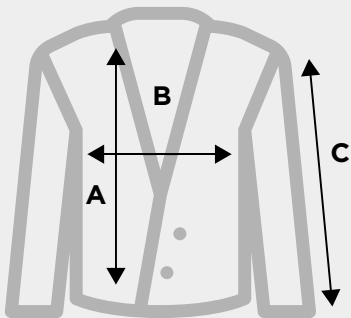
GUIDE DES TAILLES

VESTE / MANTEAU



cm	S	M	L	XL
A	100	100	105	105
B	55	59	61	65
C	66	68	70	73

CHEMISE / BLAZER



cm	S	M	L	XL
A	72	74	76	78
B	50	53	55	59
C	60	64	68	70

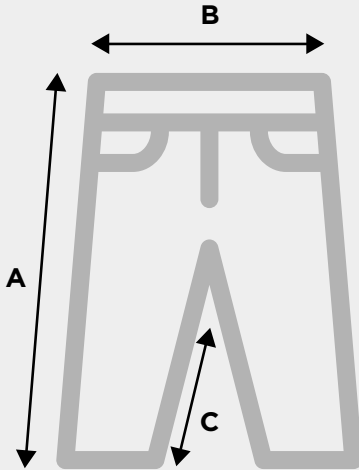
1/2



LA DRAFT

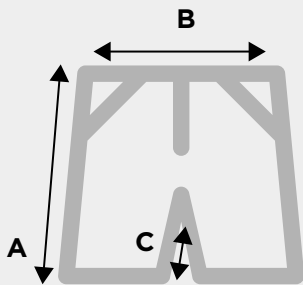
GUIDE DES TAILLES

PANTALONS



cm	S	M	L	XL
A	89	89	100	100
B	64	64	75	75
C	78 ⁽³⁸⁻⁴⁰⁾	86 ⁽⁴²⁻⁴⁴⁾	94 ⁽⁴⁶⁻⁴⁸⁾	102 ⁽⁵⁰⁻⁵²⁾

SHORTS



cm	S	M	L	XL
A	44	46	48	50
B	18	20	22	24
C	78	86	94	102