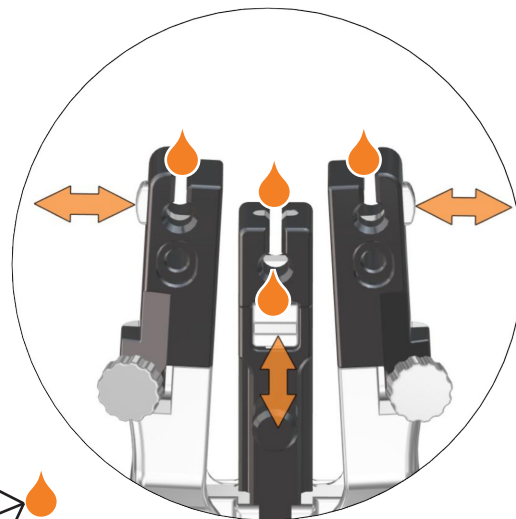
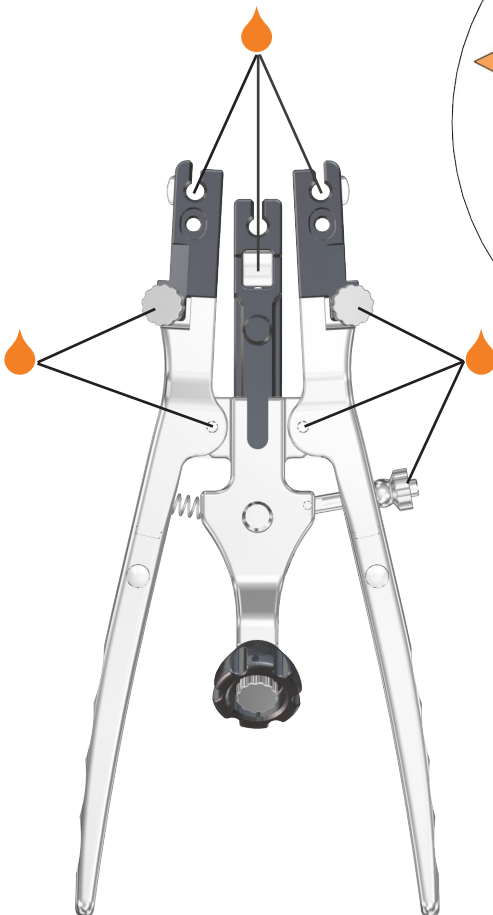



Supplemental Instructions

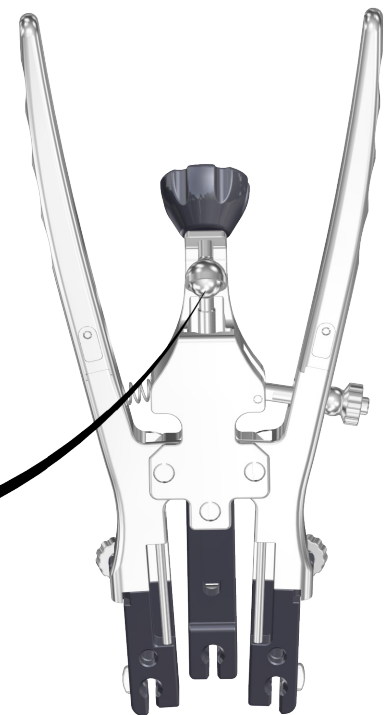
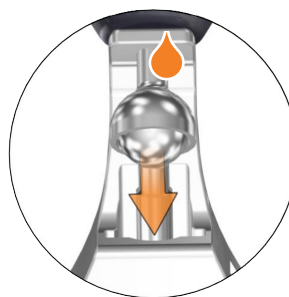
▶ LB-111 LATERAL RETRACTOR LUBRICATION INSTRUCTIONS


The LB-111 Lateral Retractors require frequent lubrication to the moveable features of the instrument. Over time and multiple sterilization cycles the instruments can become “stiff” or operate less smoothly. To prevent this the instruments should be inspected before each surgery and lubricated as necessary. To lubricate the instrument perform the following steps.

- 1 Apply several drops of instrument lube to areas shown.



- 2  IMPORTANT: After lubricant has been applied. Push the buttons in and out several times until the lubricant is drawn into the instrument.



 *Note: Only non-silicone surgical instrument lubricant such as Miltex REF 3-700 should be used to lubricate the instrument.*