

HOW TO DRAW ANYTHING





STEP 1 DRAW THE SHAPES LIGHTLY IN PENCIL.


BY ANDREW JOYNER

STEP 2 USE THE SHAPES AS A GUIDE FOR YOUR FINAL DRAWING.





FEATHERED THINGS





SWIMMING THINGS




FURRY THINGS



EXTINCT THINGS



BIG THINGS



LITTLE THINGS



HAPPY DRAWING!