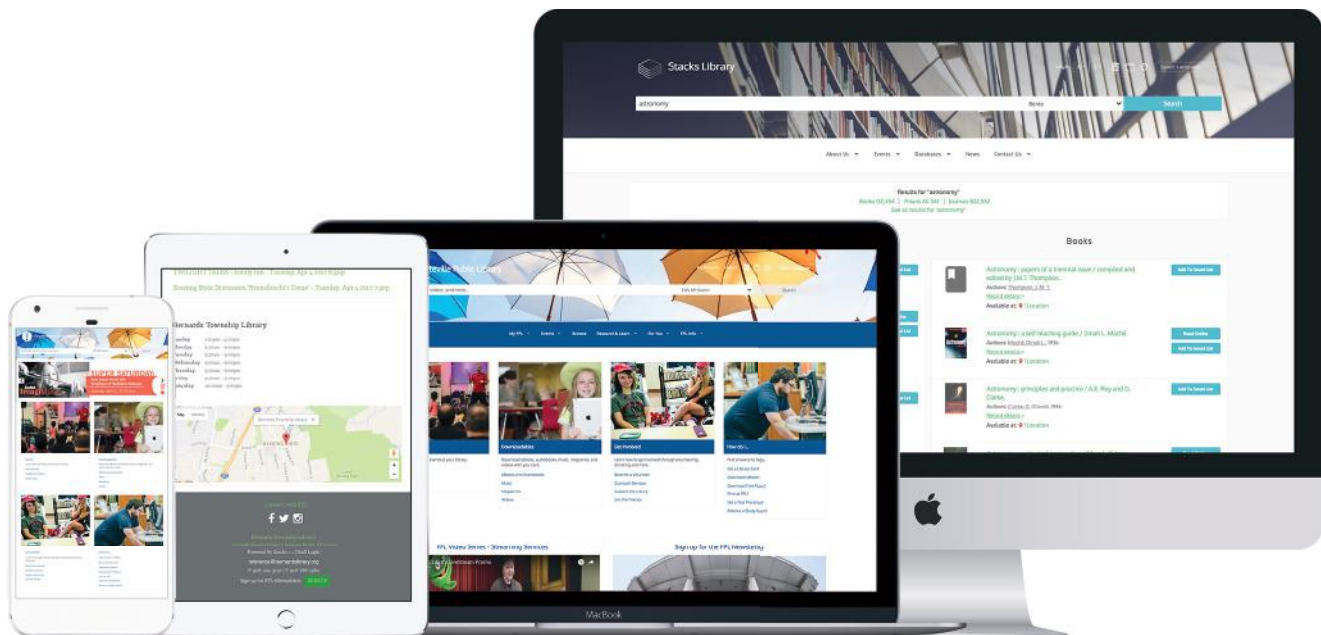


FIVE WAYS TO CREATE A BETTER LIBRARY WEBSITE


YOUR LIBRARY IS UNIQUE. YOUR WEBSITE SHOULD BE TOO.

Stacks empowers you to create the best web experience for your patrons.



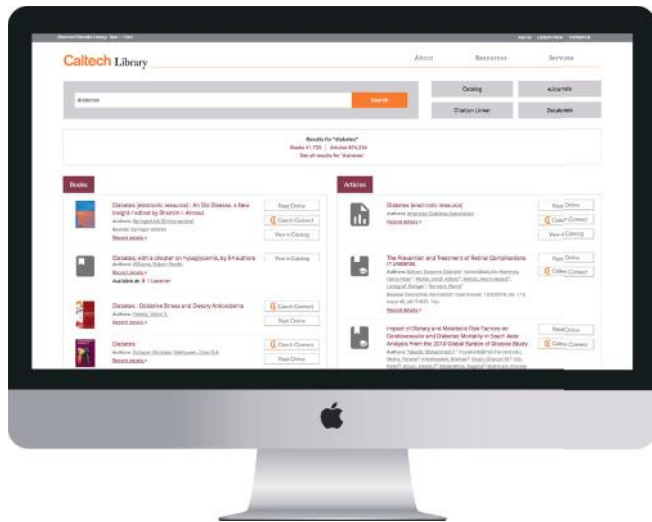
1. LET YOUR LIBRARY'S BRAND SHINE

Choose a theme and then customize with dozens of settings. You can change the look and feel of the website in seconds without having to adjust your content. From professionally selected color palettes to granular configurations, it's never been easier to create a look and feel that aligns with your brand.



2. GO WHERE YOUR PATRONS GO

Stacks is responsive which means your website adjusts to the size of the screen regardless if its a phone or a tablet. No need to worry about creating content that breaks or gets lost, just an excellent user experience.

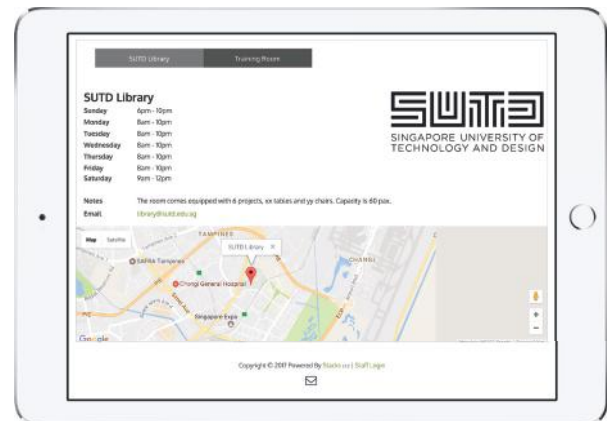


3. CREATE A BETTER SEARCH EXPERIENCE

Choose from full EBSCO Discovery Service™ (EDS) Integration, standard website and catalog searches and Stacks Bento search with combined website content, catalog and electronic resource results from a plethora of providers simultaneously.

4. GET SOCIAL

Easily add and display your library's hours, location, upcoming events and social accounts. Helping patrons stay connected to your library, and helping your library to stay connected to the community is easy with Stacks.



5. MAKE YOUR WEBSITE ACCESSIBLE TO ALL

Use the Google translation feature and let your patrons explore your site in their native language. Stacks also meets section 508 of the Rehabilitation Act, Electronic and Information Technology Accessibility Standards.

