

SHOT LIST

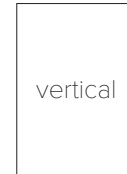

The completed Shot List is required before I begin shooting. This gives me the exact directions I'll need to shoot your items and it provides me with the details i'll need to give you an accurate quote. Please be as specific as possible.

Your Name: _____ Company Name: _____ Project Start Date: _____

Required dimensions for images: _____
ex: 800 x 1000 px at 72 dpi

Orientation (pick one):

Reflections?



Any general notes for all shots:

**** PRINT THE NEXT PAGE AS MANY TIMES AS NEEDED ****

EXAMPLE SHOT LIST

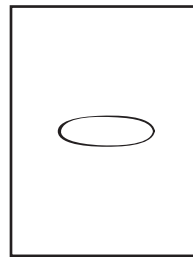
Shot Number:

1

Name of piece / short description of shot:

Ring - plain ball wire band. Shoot flat with slight angle. Centered.

Sketch of shot (include boundaries for framing):



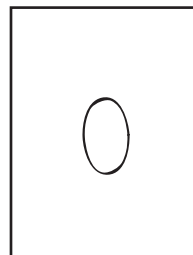
Shot Number:

2

Name of piece / short description of shot:

Ring - plain ball wire band. Shoot standing. Centered.

Sketch of shot (include boundaries for framing):



JOCELYN NEGRON
STUDIO

Shot Number: Name of piece / short description: Sketch of shot (include boundaries for framing):

Shot Number: Name of piece / short description: Sketch of shot (include boundaries for framing):

Shot Number: Name of piece / short description: Sketch of shot (include boundaries for framing):

Shot Number: Name of piece / short description: Sketch of shot (include boundaries for framing):

Shot Number: Name of piece / short description: Sketch of shot (include boundaries for framing):

Shot Number: Name of piece / short description: Sketch of shot (include boundaries for framing):
