

COMMUNITY GROUP GUIDE

SHOW THE LOVE 2019



SHOWTHELOVE.ORG.UK

#SHOWTHELOVE

BEAUTIFUL THINGS ARE POSSIBLE

SHOW THE LOVE 2019: 5TH TO 23RD FEBRUARY

Climate change impacts many of the things we love - from our back gardens to local woodland, from football pitches to beaches, from farms to fields. We're starting to notice the changes right here on our doorsteps, with snap frosts in spring and the joint highest summer temperatures in UK history. But a future where the UK no longer contributes to climate change is within reach, and it's not too late to leave a legacy we can be proud of for future generations.

Over the past 4 years, hundreds of thousands of people have made and shared green hearts to Show The Love for all that they want to protect from climate change.

But what has it all added up to and what have the conversations you started about climate change led decision makers to do? We hope what you've helped us to achieve so far will inspire you to do it all again this coming year and take a challenge to help us reach a future where the UK no longer contributes to climate change.


SHOWTHELOVE.ORG.UK

#SHOWTHELOVE

SHOW THE LOVE TIMELINE


2016 • Green Hearts Everywhere

Over 100 community groups hold Show The Love events, while the BT Tower turns green and astronaut Tim Peake tweets his support from outer space.



2015 • Show The Love launches

Show The Love launches with a film watched by over half a million people and the hashtag #ShowTheLove is seen by almost 2.5 million people across Twitter and Facebook. In the same year many of you join us at Westminster for the largest climate change lobby in UK history.



2018 • We Show The Love for sports


Hitting the headlines... again! The hashtag #ShowTheLove reached 126 million people, 100,000 of them made, wore and shared green hearts, and 80 MPs personally got involved.



2018 • Lord's goes green

You were part of an incredible 600 community events reaching over 10,000 people! We celebrated the launch of Show The Love at Lord's cricket ground which announced a switch to 100% renewable energy. This caught headlines in the Daily Mail and the Sun, as well as the attention of many Conservative MPs.

Our first Green Heart Hero Awards were held in Speaker's House, featuring an audience of over 40 MPs and the Prime Minister, Theresa May.



2019 • What's next?...

How will you #ShowTheLove to ask for a better future for the next generation?



WHAT YOU HAVE INSPIRED THE GOVERNMENT TO DO...

2015 • Cross party pledge

On Valentine's Day, Prime Minister David Cameron, Deputy Prime Minister Nick Clegg, and Leader of the Opposition Ed Miliband pledged to work across party lines to tackle climate change for Show The Love.

This pledge was pivotal in the UK taking a global leadership role in reaching the first international climate commitment - the Paris Agreement.

2016 • Community pressure plays into climate target

Your community events and wider public support for climate action leads the UK government to take the next step and set an ambitious emissions reduction target far beyond those required by the EU.

2017 • We say goodbye to coal

The government published its Clean Growth Strategy, describing climate action as both a moral imperative and an industrial opportunity - and a WI member's electric car was even featured as a positive story!

Shortly after this, the UK commits to phasing out coal power by 2025.

2018 • Joint MP letter

As a result of the letters you sent, more than 220 MPs and Peers sign a cross-party joint letter to the Prime Minister asking her to back a zero emissions target before 2050.

2018 • Scientific pressure for increased climate ambition

IPCC report is published, highlighting the urgency for climate action and showcasing how our actions can make a significant difference.

2018 • Government seeks climate advice

Minister for Energy and Clean Growth, Claire Perry, seeks advice from the Committee on Climate Change as to how the government can legislate for a future where the UK no longer contributes to climate change.

FOUR WAYS TO SHOW THE LOVE

Whether with your friends and family, book or faith group, or local WI group, holding a green heart crafting session or themed event is a brilliant way to start a conversation about the things we love that are threatened by climate change. However you make and share your green heart, remember to take lots of photos and post them on social media using the hashtag #ShowTheLove to show the world how you're taking part.

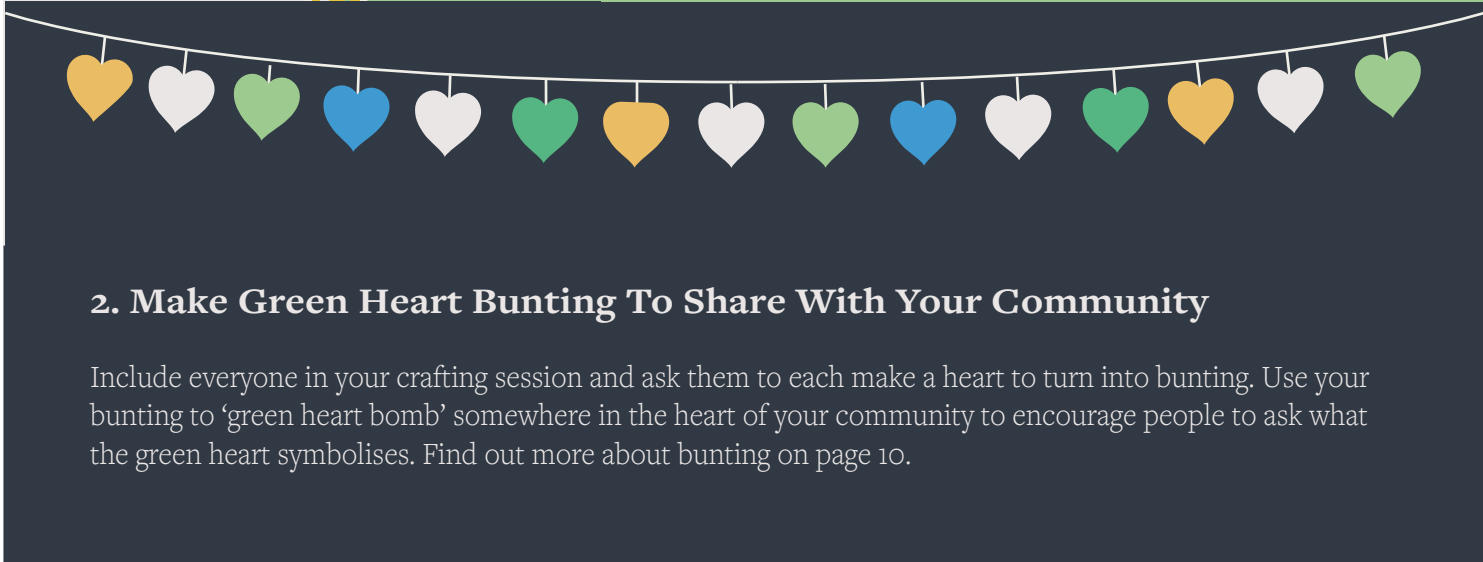
If crafting or baking isn't your thing, why not wear and share a ready-made green heart sticker (contact campaigns@theclimatecoalition.org or the National Federation of Women's Institutes to order stickers). Or see page 8 for some challenges.



1. Share A Green Heart To Start A Conversation About Climate Change



Get creative and make a green heart badge using our felt heart guide on page 7 or our sustainable rag rug heart guide which uses scrap pieces of fabric on page 10. Pass your green heart on or wear it with pride. For those that are more kitchen savvy than crafty, why not try baking a green heart cake or biscuits? Share your creation on social media using #ShowtheLove to join the conversation!



2. Make Green Heart Bunting To Share With Your Community

Include everyone in your crafting session and ask them to each make a heart to turn into bunting. Use your bunting to ‘green heart bomb’ somewhere in the heart of your community to encourage people to ask what the green heart symbolises. Find out more about bunting on page 10.

3. Craft A Green Heart For Your MP



2018 saw MPs proudly wearing and showing off their crafted green hearts on social media, and this year we want to go even bigger and ask our MPs to show that they support a future where the UK no longer contributes to climate change! When crafting your green heart badges, save one for your MP to send along with the postcard included in this guide, see page 8.

4. Theme Your Monthly WI Meeting Or Club Around Green Hearts

- Hold a ‘best green heart’ competition
- Invite climate change speakers to talk about the impacts in your local area. Why not invite someone from your local university or other community groups part of the Climate Coalition? See here for a full list of our members: theclimatecoalition.org/our-members
- Engage the younger generation and collaborate with a local school or Brownies/Scout group to creatively display what you want to protect from climate change
- Invite your MP or local councillors along to hear from you directly



SHOW THE LOVE INSPIRATION



*Surfers Against Sewage Show
The Love in Cornwall*



*Matt Hancock MP proudly wore a
green heart from Haverhill Owls WI*



*Forest Gate WI baked a
beautiful green heart cake*



*Paula knitted and displayed green hearts
in her local shopping centre to start
conversations about climate change– they had
a green hearts fashion show too!*



*Mountaineers Show The Love to
protect the sports they love*



*Author Michael Morpurgo Shows The
Love at Tidemill Academy School*



*People craft beautiful green hearts–
we love seeing them each year*



*Greenfield and Grasscroft
Residents Association,
showing the love at
Huddersfield Narrow
Canal*



*Mannings Heath WI handed
their crafted green heart
to Jeremy Quinn MP*

FELTED GREEN HEART

This project was created by Sue Pearl

What You'll Need

Foam needle felting pad or offcut of upholsterers' foam 10cm thick • Single felting needle 36mm triangular • Triple felting needle in holder (optional) • Fabric marker pen • Natural wool for felting – green and small pieces of contrast colours • Small craft scissors • Heart shaped cookie cutter • Sheet of wool felt or scrap of printed fabric • Fabric glue (optional) • Brooch pin or safety pin • Needle and thread


Step One: Getting Started



Place a heart cookie cutter on the foam block.

Step Two: Needle Your Wool

Insert your green coloured wool into the cutter and use around three layers of the wool using either the single, or the triple needles. When you are happy with the thickness, stop adding the wool, but needle it to ensure it is firm.



Step Three: Trim Your Heart



Remove the cookie cutter and trim around the edges of the heart to tidy up the shape. Needle the heart some more to make sure that you have a well-felted shape.

Remember to inspect your heart – the underside might have a better surface that you would prefer to use as the face.

Step Four: Decorate Your Heart

Using the contrast wool, create a design by needling small amounts directly onto the heart surface.



Alternatively, you can needle the contrast wool into a separate piece of flat wool felt, which can then be cut out and fixed onto the surface of your work using a felting needle.

Step Five: Attach The Backing



Trace around the heart cutter with a fabric marker onto a piece of flat wool felt and cut out. Needle this piece onto the back of your heart, making sure it is firmly attached.

Optional: A scrap patterned fabric can be used instead of the wool felt for the backing.

Step Six: Wear And Share

Sew a brooch pin or safety pin onto the heart backing. Wear and share your green heart with pride, or send on to your MP!



PERSONAL CHALLENGE

Take a personal challenge and include your MP

If we want our MPs to support a future where the UK no longer contributes to climate change, we need them to see just how many of us care about the people, places and lives that we love and want to protect. Over 165 MPs have already signed a letter to say they want better action on climate change– can we get even more to join them?

Use this postcard to let your MP know you've taken a personal challenge to reduce your footprint, and challenge them to #ShowTheLove for all that you hold dear.

1. Pick a challenge on page 9
2. Fill in the blanks on the postcard on page 9
3. Cut along the cut line, attach a green heart
4. Fill in the blanks below, cut the postcard along the cut line and pop it in the post to *House of Commons, London SW1A 0AA*, addressed to your MP to ensure that they hear from you about what you want to protect from climate change.
5. Keep an eye out for their response!

Or why not deliver your crafted heart in person at their constituency surgery?



Take a personal challenge and include your MP

Below are some of the ways that we can all challenge ourselves to reduce our carbon footprint. Take your pick:

- Cut down on my **waste** - reusing, up-cycling, refusing single-use plastic, making sure no food is wasted at home
- Think about how I **travel** - taking buses and trains, cycling and walking, switching to an electric car
- Think about what I **eat** - supporting local farmers and seasonal produce, and eating a more plant-based diet: better for my health and my carbon footprint
- Make my **home** sustainable - from smart meters and switching to a renewable energy provider, to better insulating my home

Fill in the blanks below, cut the postcard along the cut line and pop it in the post to **House of Commons, London SW1A 0AA**, addressed to your MP to ensure that they hear from you about what you want to protect from climate change.

Or why not deliver your crafted heart in person at their constituency surgery?

Dear _____ MP,

Attached to this postcard is a hand-crafted heart from _____

I am part of _____ group taking part in The Climate Coalition's **#ShowTheLove** campaign to highlight the impact of climate change on the people, places and things that I love.

I am personally challenging myself to _____
in order to **#ShowTheLove** for _____

Will you join me by showing your commitment to a future where the UK no longer contributes to climate change? Please share a photo of you wearing my green heart on Twitter using **#ShowTheLove**, pledging your support to protect all that we could lose to climate change. A suggested tweet could be:

I am wearing this green heart to #ShowTheLove for all the things my constituents want to protect from climate change. I support a net zero future: where the UK stops contributing to climate change within a generation.

My Twitter handle is: _____

My postcode is: _____

@TheCCoalition





MAKE GREEN HEART BUNTING TO SHARE WITH YOUR COMMUNITY

Want to make a big impact in the heart of your community? Why not turn your crafted green hearts into bunting to 'green heart bomb' your local area. This will encourage people to ask what the green heart symbolises and why you feel this is important.

Simply attach a loop to the top of your crafted hearts and string onto ribbon to make your bunting!



CRAFT A SUSTAINABLE RAG RUG GREEN HEART

Make this eco-friendly rag rug heart which uses scraps of old, unused fabric to create a beautiful green heart badge that highlights the importance of upcycling and reusing your unused fabric and clothing.

Download the instructions online at theclimatecoalition.org/resource

Beautiful things are possible. Clean energy gives us the power and security we need to protect the world we love from climate change. The love is strong. The changes and investment needed to protect our world have begun; we can be powered by clean and secure energy within a generation. We can have new jobs and new industries. We have the power to choose. Show the love for the people, places, and life you want to protect.



The Climate Coalition is the UK's largest group of people dedicated to action on climate change. We work together to limit its impact on the people, places and life we love at home in the UK and around the world, including the world's poorest countries. Along with our sister organisations Stop Climate Chaos Wales and Scotland, we are over 15 million people from all parts of the UK.