




Type		PM55 	PM70 	PM90 
Concrete Cylinder Dia	(mm)	180	200	TBC
Concrete Cylinder Stroke	(mm)	1000	1400	TBC
Volume per stroke	(m ³)	0.0254	0.0440	TBC
" " "	(l)	25.4	44.0	TBC
Output - theoretical	(m ³ /hr)	55	70	90
Strokes per m ³ (100%)	(No)	39.3	22.7	TBC
Strokes per m ³ (90%)	(No)	43.7	25.3	TBC
Maximum strokes per hr	(No)	2161	1592	TBC
Maximum strokes per min	(No)	36.0	26.5	TBC
Concrete Pressure	(bar)	55	70	75
Hydraulic Pressure	(bar)	260	350	300
Diesel Engine	(kw)	60	115	175
Length	(mm)	4420	6000	6590
Width	(mm)	1520	1800	1980
Height	(mm)	1700	2250	2640
Weight	(kg)	2700	4200	6000