



2022 RECITAL HANDBOOK

A step by step guide to all things spring performance!

Turning Pointe Dance





As we prepare for the spring performances at Turning Pointe Dance, we often ask, “Why are we having a recital?” 1. We are dancing because we are learning a performing art. 2. We are dancing because we like to wear fun costumes. 3. We are dancing because we want our family and friends to see what we’ve learned and celebrate with us.

Even though all of these reasons might be true, here at Turning Pointe, we dance for a greater purpose. “My soul magnifies the Lord,” Luke 1:46. We hope that all our dancers will be “Big Lights” that shine for Jesus. We want to glorify God through our bodies with dancing and present the Gospel of our Lord Jesus Christ. All of our dancers will be lovely/handsome in their costumes, they will perform beautifully, and their families will celebrate with them. But more than that, our mission at Turning Pointe will be fulfilled and the heart of God will be blessed and pleased.

I also read a great article that I wanted to share part of: “Researchers Bruce Brown and Rob Miller asked college athletes what their parents said that made them feel great and brought them joy when they played sports. Want to know the six words they most want to hear their parents say? “I love to watch you play.” (or in our case “I love to watch you dance”) That’s it. Nothing aggrandizing like ‘you’re an all-star,’ and nothing discouraging like ‘here are a couple of things I noticed that you can work on.’ Just ‘I love to watch you play.’ As we gear up for T-ball, band concerts, gymnastics practice, dance recitals, and everything else we’ll be watching our kids do this year, let’s internalize these six words. We want our kids to hear that doing what they do, and learning about who God created them to be, is a joy to watch as it unfolds. “

A big part of the dance training process includes learning through performance. The experience helps build self-esteem and confidence. Onstage experience (no matter how big or small) can also result in better school presentations, improved social skills, and strong interview skills for future college or job opportunities. Participating in rehearsals helps children develop retention skills, teamwork, and adaptability.

We’ve created this handbook in an effort to clarify what is required in terms of commitments and responsibility in order to make the Spring Recital Performances a great experience for students, teachers, parents, tech crew, and audience members alike. We’re going to have a GREAT weekend and we look forward to sharing it with you!





TICKET INFORMATION

- Yes! You do need to purchase tickets to watch your child perform:) This is very common in school sports and theater to cover the costs it takes to put on an event! Tickets will go on sale online on May 1st at 10:00am. Tickets cost \$12 each (plus service fee). Ticket website is: <https://www.danceticketing.com/28948/>
- Tickets are reserved seating for all shows. Note that you will need a credit or debit card to buy tickets, and that tickets will be sold on a first come, first served basis. Audience members must have a ticket to each recital. Children 3 years old and under get in free but without a seat (must sit on a lap). If you would like a seat for your child under the age of 3 please purchase them a ticket. Dancers performing during their recital do not need a ticket.
- BLUE and GREEN shows- If you have a dancer(s) in both A and B of the same color show, you will need tickets for A and B, but will receive a discount code from us. Please note you will need to reserve seats for both A and B. Look for an email from us coming soon with additional details.
- If you have any trouble purchasing tickets please call (706-550-1416 option 1) and leave a message they will help with exchanges. Ticket sales do not go through the studio.
- Print your tickets or pull them up on your phone for the performances! Please note which section (right, left, center) your seats are located in!






Dress Rehearsal Information

- **Orange, White, and Graduating Seniors dress rehearsal** will be on Saturday, May 14th. Please check the recital quick reference spreadsheet for arrival times.
- Dress Rehearsals for all other shows (purple, blue, green, yellow) will be directly before the actual performance (no separate day and time)! You will bring your dancer dressed in their costume and ready at their arrival time, they will practice on stage (with the auditorium empty), then we will bring families in to find their ticketed seats and begin the performance. So note that for purple, blue, green, and yellow recitals, there will be some wait time in between arrival and actual performances due to our rehearsal time.





Performance Day Info

RECITAL DROP OFF/ARRIVAL

Dancers should be signed in at the Check In Tables and then taken to their class area ready to go, with their costume on, hair done, make-up on, etc. at their arrival time. If your dancer is in more than one dance, they will need to come to the recital in the costume for the dance that is first, and have their other costume on a hanger with their name clearly marked on the hanger, shoes, tights! Please note that doors to the auditorium will not open and seating will not begin until dancers have rehearsed on stage. We will clear the auditorium between shows.

SIGN IN/SIGN OUT

For your dancer's safety, we will be having parents sign their dancer(s) in and out for each recital. You will SIGN IN and SIGN OUT at the check in tables. If a different parent is picking up or dropping off, you will need to mark that on the sheet when you sign in...we need the same parent signing in and out just so we are sure of who the child is going home with. Please only send ONE parent to drop off and pick up...it is too crowded for the whole family to come back.

PARKING

Parking for recital is crazy every year and this year will be no exception...you have been warned ☺ There is parking, but there are also lots of people so please allow yourself extra time. For security, everyone needs to enter through the doors marked as the entrance.


SNACKS/WATER

For older dancers who are at the venue for longer periods of time, please bring water and snacks/food (no nuts please). For younger dancers, we will have fruit snacks available- please don't send snacks or water!

RECITAL PICK UP

After the last dance in the performance, the dancers will go back to the Black Box, gather their things, and wait to be signed out and picked up by one parent. Students will also receive 2 souvenir programs at check out. Dancers do need to stay for the entire show and may not be picked up before the end.





Costume Info

DRESS REQUIREMENTS

- Ties in ballet shoes must be tucked inside of the shoe. All shoes and items must be labeled with name!
- Fingernails: Clear nail polish or no nail polish
- Jewelry: No rings, bracelets, necklaces, watches, etc. Please leave all jewelry that is not part of your costume at home
- Tattoos must be fully covered to keep professional appearance

HAIR AND MAKE UP

Please see Recital Quick Reference sheet for specifics on those items (also on website under events). Secure any hairpieces/hats (have them shake their head to make sure it's secure). Make-up is optional but highly encouraged. Lipstick and blush will help the dancers not look washed out on the stage with the lighting, but the choice is definitely up to parents. Also, if straps are not already sewn down, please make sure straps are safety-pinned or sewn down like bra straps-please don't tie around the neck.

COSTUME CHANGES/UNDERGARMENTS

Students may change only in designated changing areas (bathroom stall, changing tent) and only 1 student is allowed in a changing area at a time. Ladies that need to change costumes must wear a nude leotard underneath their costume(s). If your change requires that you change tights, the tights should go over the nude leotard so the leotard does not need to be taken off. All men should wear compression shorts under their costume. Men should wear compression shorts and white tank top undershirt under their costume if they need to change costumes. Parents are encouraged to help students change during or between shows.





THEATER ETIQUETTE

We want everyone who participates in and attends our performance to thoroughly enjoy the show. Below are a few items that if followed, will greatly enhance the experience for all!

- **Courtesy is contagious.** If adults practice courtesy, children will learn from their example.
- While applause is appreciated and encouraged, yelling names and other calls to the dancers is inappropriate.
- NO flash photography will be allowed during the recital.
- Do not video the performance! Cameras and phones block the view of audience members.
- All cell phones, pagers, beepers and other electronic devices must be turned off or silenced.
- Please sit still and keep your feet off the chairs in front of you at all times. As per fire regulations no one may sit or stand in the aisles. Nor may children run around at the front of the auditorium.
- ‘Silence is Golden’ talking during a performance is very distracting to people around you, please refrain.
- Babies and young children are very welcome to attend shows, but if they are fussy or crying we ask that you please remove them from the auditorium, as it is distracting for fellow audience members as well as our dancers.
- **Audience members may enter and exit the auditorium between performances ONLY-not during.** Opening and closing of auditorium doors is disruptive, we ask audience members to remain seated during performances-if you must leave, please do so between numbers.





Watching the Show

Dancers **MUST** stay with their class(es) during the show. Parents may not check them out during the show (to watch siblings, or sit with them in the audience, etc.)...this is for security and so we can stay organized and keep everyone together! If there is an allergy issue and your child needs to sit with you, please alert Jenner at info@turningpointeschoolofdance.com BEFORE recital week so we can make note of that.



DANCER DIGITAL DEVICE POLICY

ALL dancer cell phones should be put away in backpacks or purses upon arrival. If you have a need to communicate with a parent, you may use your device in the common area. Photos **MAY NOT** be taken in the dressing rooms as there are mirrors and it's a changing area. Phones are OK for photos in a common area, just not a changing area.





Performance Extras

VIDEO/PHOTO

Video and flash photography are prohibited during the recital performances, however, you may take video/photos at the studio. A professional DVD or Blu-Ray and digital downloads of the recital will be available for purchase from Colorado Video Artisans.



RECITAL PORTRAITS AND ACTION PHOTOS


Amanda Lamb Photography, will be taking professional action photographs of the dancers during recitals. These photos will be available for viewing and purchasing online and will send out an email with a link when they are ready!



FLOWERS

Flowers will be available for you to purchase for your dancer online through the Turning Pointe website! **You must pre-order** by May 14th and may conveniently pick up before or after the performance. 3 rose bouquet= \$12.00 pre-order and \$15 at the door. We will also have BRAVO cards available for purchase at the recitals. Cost is \$1 each and you can write a special message to your performer for a job well done!





Let's Celebrate!

Recital Checklist

- _____ May 1st, purchase recital tickets
- _____ Write Recital dates/times/locations on your calendar
- _____ Get Costume, Shoes, Tights, and accessories together
- _____ May 2-7 Portrait week at studio, all dancers wear costumes to class
- _____ Order flowers online by May 14th
- _____ Order Recital DVD online and purchase Portrait Credit
- _____ Enjoy the experience and savor the moments!

Reminder: No regular classes the week of May 23-28 due to evening recitals and Twirl Red Carpet Recital at the studio.

Scan QR code to go to
website with additional
info

