



Help Orange County Families Connect
#homelessfamiliescount

Homeless Families Count Family Assessment Week 2017



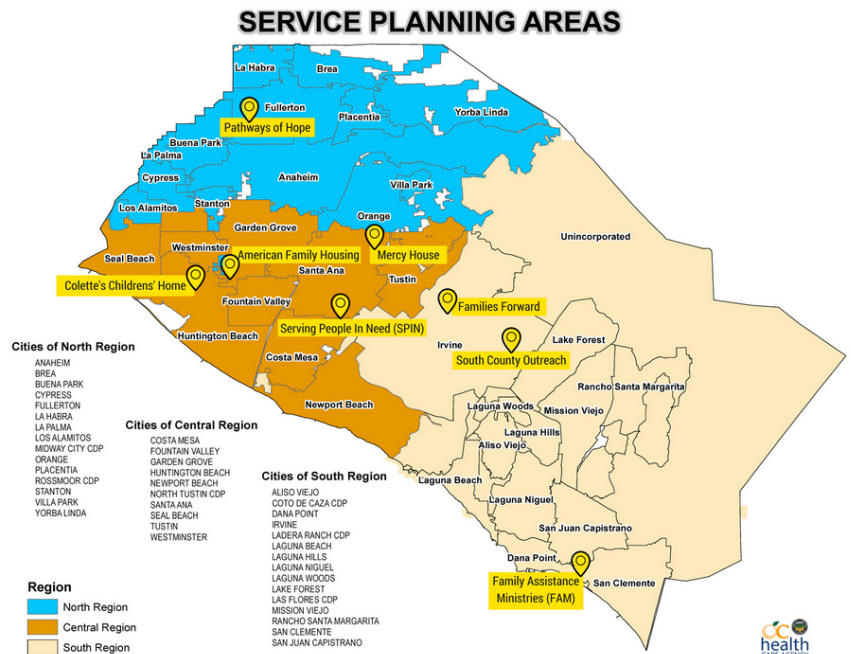
What is it?

The Orange County Family Assessment week was a focused effort to reach the community's homeless families through the combined effort of the County of Orange, 211OC and the A2 Family Cohort, with the support of the Children and Families Commission. The A2 Family Cohort is comprised of the following organizations: American Family Housing, Families Forward, Family Assistance Ministries, Mercy House, Pathways of Hope, and South County Outreach. The A2 Family Cohort was created in 2014 to collaborate in the shared vision of ending family homelessness. Since its start, the A2 Cohort has added partners such as Serving People In Need and Colette's Children's Home to align our efforts and end family homelessness.



Where in Orange County?

Orange County is divided into three Service Planning Areas (SPAs) that efficiently direct resources as individuals experiencing homelessness enter the Coordinated Entry System.



Family Assessment Week At a Glance



189 families were served during Homeless Families Count



166 homeless families were assessed using the Family VI SPDAT



62 volunteers were trained and staffed **34 sites**



36 families at risk of homelessness were provided diversion/prevention resources



131 literally homeless families were connected with housing resources



Assessment Rate

12/1/2016 - 5/21/2017
247 families assessed,
an average of 11 families per week over 22 weeks



5/22/2017 - 5/24/2017
166 families assessed,
15x the weekly average in 3 days



Homeless Families Count Family Assessment Week 2017



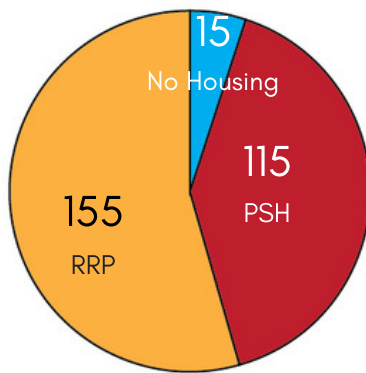
Orange County Homeless Families

- 413 families were assessed between 12/1/2016 - 5/24/2017
- Assessments represent 1,600+ individuals, which includes 800+ children
- 285 families are currently awaiting a housing match or location
- The length of homelessness is an average of 20 months, with an 8-month median

Area	Location Assessed	Assessed (%)	Where Do You Normally Sleep? (%)
South	99	35%	10%
Central	96	34%	36%
North	90	31%	54%



Family Need Assessment





- Rapid-Rehousing Program (RRP) VI-SPDAT Score 4-8 (55%)
- Permanent Supportive Housing (PSH) VI-SPDAT Score 9+ (40%)*
- No Housing Assistance VI-SPDAT Score 1-3 (5%)

* 51 families with Permanent Supportive Housing (PSH) scores do not have a qualifying disability



Family Housing Needs

 Rapid Re-Housing	 Non-Housing Assistance Qualifying	 Non-PSH Qualifying	 Permanent Supportive Housing (PSH)
90 1-bedroom	9 1-bedroom	35 1-bedroom	41 1-bedroom
52 2-bedroom	5 2-bedroom	11 2-bedroom	20 2-bedroom
13 3-bedroom	0 3-bedroom	4 3-bedroom	2 3-bedroom
0 4-bedroom	1 4-bedroom	1 4-bedroom	1 4-bedroom
\$1.7 M	\$64,500	\$1.1 M	\$1.8 M

* Cost estimates based on historical averages.