

MSAA AMENDING AGREEMENT

THIS AMENDING AGREEMENT (the "Agreement") is made as of the 1st day of April, 2017

B E T W E E N:

CHAMPLAIN LOCAL HEALTH INTEGRATION NETWORK (the "LHIN")

AND

Rural Ottawa South Support Services (the "HSP")

WHEREAS the LHIN and the HSP (together the "Parties") entered into a multi-sector service accountability agreement that took effect April 1, 2014 (the "MSAA");

AND WHEREAS the LHIN and the HSP have agreed to extend the MSAA for a twelve month period to March 31, 2018;

NOW THEREFORE in consideration of mutual promises and agreements contained in this Agreement and other good and valuable consideration, the parties agree as follows.

1.0 Definitions. Except as otherwise defined in this Agreement, all terms shall have the meaning ascribed to them in the MSAA. References in this Agreement to the MSAA mean the MSAA as amended and extended.

2.0 Amendments.

2.1 Agreed Amendments. The MSAA is amended as set out in this Article 2.

2.2 Amended Definitions.

(a) The following terms have the following meanings.

For the Funding Year beginning April 1, 2017, "Schedule" means any one, and "Schedules" means any two or more as the context requires, of the Schedules in effect for the Funding Year that began April 1, 2016 ("2016-17"), except that any Schedules in effect for the 2016-17 with the same name as Schedules listed below and appended to this Agreement are replaced by those Schedules listed below and appended to this Agreement.

Schedule B: Service Plan
Schedule C: Reports
Schedule D: Directives, Guidelines and Policies
Schedule E: Performance
Schedule G: Compliance

2.3 Term. This Agreement and the MSAA will terminate on March 31, 2018.

- 3.0 Effective Date.** The amendments set out in Article 2 shall take effect on April 1, 2017. All other terms of the MSAA shall remain in full force and effect.
- 4.0 Governing Law.** This Agreement and the rights, obligations and relations of the Parties will be governed by and construed in accordance with the laws of the Province of Ontario and the federal laws of Canada applicable therein.
- 5.0 Counterparts.** This Agreement may be executed in any number of counterparts, each of which will be deemed an original, but all of which together will constitute one and the same instrument.
- 6.0 Entire Agreement.** This Agreement constitutes the entire agreement between the Parties with respect to the subject matter contained in this Agreement and supersedes all prior oral or written representations and agreements.

IN WITNESS WHEREOF the Parties have executed this Agreement on the dates set out below.

CHAMPLAIN LOCAL HEALTH INTEGRATION NETWORK


By: 
 Jean-Pierre Boisclair, Chair


Date: 
 Date


And by: 
 Chantale LeClerc, CEO


Date: 
 Date

Rural Ottawa South Support Services

By: 
 Martin Luce, Chair

Date: 
 Date

And by: 
 Mary Acton-Bond, Executive Director

Date: 
 Date

Schedule B1: Total LHIN Funding

2017-2018

Health Service Provider: Rural Ottawa South Support Services

LHIN Program Revenue & Expenses	Row #	Account: Financial (F) Reference OHSR VERSION 10.0	2017-2018 Plan Target
REVENUE			
LHIN Global Base Allocation	1	F 11006	\$494,171
HBAM Funding (CCAC only)	2	F 11005	\$0
Quality-Based Procedures (CCAC only)	3	F 11004	\$0
MOHLTC Base Allocation	4	F 11010	\$0
MOHLTC Other funding envelopes	5	F 11014	\$0
LHIN One Time	6	F 11008	\$0
MOHLTC One Time	7	F 11012	\$0
Paymaster Flow Through	8	F 11019	\$0
Service Recipient Revenue	9	F 11050 to 11090	\$195,828
Subtotal Revenue LHIN/MOHLTC	10	Sum of Rows 1 to 9	\$689,999
Recoveries from External/Internal Sources	11	F 120*	\$406,568
Donations	12	F 140*	\$0
Other Funding Sources & Other Revenue	13	F 130* to 190*, 110*, [excl. F 11006, 11008, 11010, 11012, 11014, 11019, 11050 to 11090, 131*, 140*, 141*, 151*]	\$0
Subtotal Other Revenues	14	Sum of Rows 11 to 13	\$406,568
TOTAL REVENUE FUND TYPE 2	15	Sum of Rows 10 and 14	\$1,096,567
EXPENSES			
Compensation			
Salaries (Worked hours + Benefit hours cost)	17	F 31010, 31030, 31090, 35010, 35030, 35090	\$533,458
Benefit Contributions	18	F 31040 to 31085, 35040 to 35085	\$63,945
Employee Future Benefit Compensation	19	F 305*	\$0
Physician Compensation	20	F 390*	\$0
Physician Assistant Compensation	21	F 390*	\$0
Nurse Practitioner Compensation	22	F 380*	\$0
Physiotherapist Compensation (Row 128)	23	F 350*	\$0
Chiropractor Compensation (Row 129)	24	F 390*	\$0
All Other Medical Staff Compensation	25	F 390*, [excl. F 39092]	\$0
Sessional Fees	26	F 39092	\$0
Service Costs			
Med/Surgical Supplies & Drugs	27	F 460*, 465*, 560*, 565*	\$0
Supplies & Sundry Expenses	28	F 4*, 5*, 6*, [excl. F 460*, 465*, 560*, 565*, 69596, 69571, 72000, 62800, 45100, 69700]	\$297,256
Community One Time Expense	29	F 69596	\$0
Equipment Expenses	30	F 7*, [excl. F 750*, 780*]	\$73,571
Amortization on Major Equip, Software License & Fees	31	F 750*, 780*	\$0
Contracted Out Expense	32	F 8*	\$0
Buildings & Grounds Expenses	33	F 9*, [excl. F 950*]	\$126,417
Building Amortization	34	F 9*	\$1,920
TOTAL EXPENSES FUND TYPE 2	35	Sum of Rows 17 to 34	\$1,096,567
NET SURPLUS/(DEFICIT) FROM OPERATIONS	36	Row 15 minus Row 35	\$0
Amortization - Grants/Donations Revenue	37	F 131*, 141* & 151*	\$0
SURPLUS/DEFICIT Incl. Amortization of Grants/Donations	38	Sum of Rows 36 to 37	\$0
FUND TYPE 3 - OTHER			
Total Revenue (Type 3)	39	F 1*	\$869,908
Total Expenses (Type 3)	40	F 3*, F 4*, F 5*, F 6*, F 7*, F 8*, F 9*	\$869,908
NET SURPLUS/(DEFICIT) FUND TYPE 3	41	Row 39 minus Row 40	\$0
FUND TYPE 1 - HOSPITAL			
Total Revenue (Type 1)	42	F 1*	\$0
Total Expenses (Type 1)	43	F 3*, F 4*, F 5*, F 6*, F 7*, F 8*, F 9*	\$0
NET SURPLUS/(DEFICIT) FUND TYPE 1	44	Row 42 minus Row 43	\$0
ALL FUND TYPES			
Total Revenue (All Funds)	45	Line 15 + line 39 + line 42	\$1,966,475
Total Expenses (All Funds)	46	Line 16 + line 40 + line 43	\$1,966,475
NET SURPLUS/(DEFICIT) ALL FUND TYPES	47	Row 45 minus Row 46	\$0
Total Admin Expenses Allocated to the TPBEs			
Undistributed Accounting Centres	48	82*	\$0
Plant Operations	49	72 1*	\$0
Volunteer Services	50	72 1*	\$0
Information Systems Support	51	72 1*	\$0
General Administration	52	72 1*	\$203,345
Other Administrative Expenses	53	72 1*	\$0
Admin & Support Services	54	72 1*	\$203,345
Management Clinical Services	55	72 5 05	\$0
Medical Resources	56	72 5 07	\$0
Total Admin & Undistributed Expenses	57	Sum of Rows 48, 54, 55-56 (included in Fund Type 2 expenses above)	\$203,345

Schedule B2: Clinical Activity- Summary

2017-2018

Health Service Provider: Rural Ottawa South Support Services

Service Category 2017-2018 Budget	OHRS Framework Level 3	Full-time equivalents (FTE)	Visits F2F, Tel, In-House, Cont. Out	Not Uniquely Identified Service Recipient Interactions	Hours of Care In-House & Contracted Out	Inpatient/Resident Days	Individuals Served by Functional Centre	Attendance Days Face-to-Face	Group Sessions (if group sessions not individuals)	Meal Delivered-Combined	Group Participant Attendances (Reg & Non-Reg)	Service Provider Interactions	Service Provider Group Interactions	Mental Health Sessions
CSS In-Home and Community Services (CSS IH COM)	72.5 82*	12.07	11,388	0	1,706	0	1,506	3,504	0	6,292	0	0	0	0

Schedule C: Reports

Community Support Services

2017-2018

Health Service Provider: Rural Ottawa South Support Services

Only those requirements listed below that relate to the programs and services that are funded by the LHIN will be applicable.

A list of reporting requirements and related submission dates is set out below. Unless otherwise indicated, the HSP is only required to provide information that is related to the funding that is provided under this Agreement. Reports that require full entity reporting are followed by an asterisk *.

OHRS/MIS Trial Balance Submission (through OHFS)	
2014-2015	Due Dates (Must pass 3c Edits)
2014-15 Q1	<i>Not required 2014-15</i>
2014-15 Q2	October 31, 2014
2014-15 Q3	January 31, 2015
2014-15 Q4	May 30, 2015
2015-16	Due Dates (Must pass 3c Edits)
2015-16 Q1	<i>Not required 2015-16</i>
2015-16 Q2	October 31, 2015
2015-16 Q3	January 31, 2016
2015-16 Q4	May 31, 2016
2016-17	Due Dates (Must pass 3c Edits)
2016-17 Q1	<i>Not required 2016-17</i>
2016-17 Q2	October 31, 2016
2016-17 Q3	January 31, 2017
2016-17 Q4	May 31, 2017
2017-18	Due Dates (Must pass 3c Edits)
2017-18 Q1	<i>Not required 2017-18</i>
2017-18 Q2	October 31, 2017
2017-18 Q3	January 31, 2018
2017-18 Q4	May 31, 2018

Supplementary Reporting - Quarterly Report (through SRI)	
2014-2015	Due five (5) business days following Trial Balance Submission Due Date
2014-15 Q2	November 7, 2014
2014-15 Q3	February 7, 2015
2014-15 Q4	June 7, 2015 – Supplementary Reporting Due
2015-2016	Due five (5) business days following Trial Balance Submission Due Date
2015-16 Q2	November 7, 2015
2015-16 Q3	February 7, 2016
2015-16 Q4	June 7, 2016 – Supplementary Reporting Due
2016-2017	Due five (5) business days following Trial Balance Submission Due Date
2016-17 Q2	November 7, 2016
2016-17 Q3	February 7, 2017
2016-17 Q4	June 7, 2017 – Supplementary Reporting Due
2017-18	Due five (5) business days following Trial Balance Submission Due Date
2017-18 Q2	November 7, 2017
2017-18 Q3	February 7, 2018
2017-18 Q4	June 7, 2018 – Supplementary Reporting Due

Schedule C: Reports

Community Support Services

2017-2018

Health Service Provider: Rural Ottawa South Support Services

Annual Reconciliation Report (ARR) through SRI and paper copy submission*
(All HSPs must submit both paper copy ARR submission, duly signed, to the Ministry and the respective LHIN where funding is provided; soft copy to be provided through SRI)

Fiscal Year	Due Date
2014-15 ARR	June 30, 2015
2015-16 ARR	June 30, 2016
2016-17 ARR	June 30, 2017
2017-18 ARR	June 30, 2018

Board Approved Audited Financial Statements *

(All HSPs must submit both paper copy Board Approved Audited Financial Statements, to the Ministry and the respective LHIN where funding is provided; soft copy to be uploaded to SRI)

Fiscal Year	Due Date
2014-15	June 30, 2015
2015-16	June 30, 2016
2016-17	June 30, 2017
2017-18	June 30, 2018

Declaration of Compliance

Fiscal Year	Due Date
2013-14	June 30, 2014
2014-15	June 30, 2015
2015-16	June 30, 2016
2016-17	June 30, 2017
2017-18	June 30, 2018

Community Support Services – Other Reporting Requirements

Requirement	Due Date
French Language Service Report	2014-15 - April 30, 2015
	2015-16 - April 30, 2016
	2016-17 - April 30, 2017
	2017-18 - April 30, 2018

Schedule D: Directives , Guidelines and Policies

Community Support Services

2017-2018

Health Service Provider: Rural Ottawa South Support Services

Only those requirements listed below that relate to the programs and services that are funded by the LHIN will be applicable.

<ul style="list-style-type: none">• Personal Support Services Wage Enhancement Directive, 2014
<ul style="list-style-type: none">• 2014 Addendum to Directive to LHINs: Personal Support Services Wage Enhancement
<ul style="list-style-type: none">• 2015 Addendum to Directive to LHINs: Personal Support Services Wage Enhancement
<ul style="list-style-type: none">• 2016 Addendum to Directive to LHINs: Personal Support Services Wage Enhancement
<ul style="list-style-type: none">• Community Financial Policy, 2015
<ul style="list-style-type: none">• Policy Guideline for CCAC and CSS Collaborative Home and Community-Based Care Coordination, 2014
<ul style="list-style-type: none">• Policy Guideline Relating to the Delivery of Personal Support Services by CCACs and CSS Agencies, 2014
<ul style="list-style-type: none">• Protocol for the Approval of Agencies under the Home Care and Community Services Act, 2012
<ul style="list-style-type: none">• Assisted Living Services for High Risk Seniors Policy, 2011 (ALS-HRS)
<ul style="list-style-type: none">• Community Support Services Complaints Policy (2004)
<ul style="list-style-type: none">• Assisted Living Services in Supportive Housing Policy and Implementation Guidelines (1994)
<ul style="list-style-type: none">• Attendant Outreach Service Policy Guidelines and Operational Standards (1996)
<ul style="list-style-type: none">• Screening of Personal Support Workers (2003)
<ul style="list-style-type: none">• Ontario Healthcare Reporting Standards – OHRs/MIS – most current version available to applicable year
<ul style="list-style-type: none">• Guideline for Community Health Service Providers Audits and Reviews, August 2012

Schedule E1: Core Indicators

2017-2018

Health Service Provider: Rural Ottawa South Support Services

Performance Indicators	2017-2018 Target	Performance Standard
*Balanced Budget - Fund Type 2	\$0	>=0
Proportion of Budget Spent on Administration	18.5%	<=22.3%
**Percentage Total Margin	0.00%	>= 0%
Percentage of Alternate Level of Care (ALC) days (closed cases)	9.5%	<10.41%
Variance Forecast to Actual Expenditures	0.0%	< 5%
Variance Forecast to Actual Units of Service	0.0%	< 5%
Service Activity by Functional Centre	Refer to Schedule E2a	-
Number of Individuals Served	Refer to Schedule E2a	-
Alternate Level of Care (ALC) Rate	12.7%	<13.97%

Explanatory Indicators
Cost per Unit Service (by Functional Centre)
Cost per Individual Served (by Program/Service/Functional Centre)
Client Experience

* Balanced Budget Fund Type 2: HSP's are required to submit a balanced budget

** No negative variance is accepted for Total Margin

Schedule E2a: Clinical Activity- Detail

2017-2018

Health Service Provider: Rural Ottawa South Support Services

OHRs Description & Functional Centre		2017-2018	
		Target	Performance Standard
* These values are provided for information purposes only. They are not Accountability Indicators.			
Administration and Support Services 72 1*			
* Full-time equivalents (FTE)	72 1*	2.92	n/a
Total Cost for Functional Centre	72 1	\$203,345	n/a
CSS IH - Service Arrangement/Coordination 72 5 82 05			
* Full-time equivalents (FTE)	72 5 82 05	0.53	n/a
Visits	72 5 82 05	302	242 - 362
Individuals Served by Functional Centre	72 5 82 05	300	240 - 360
*Total Cost for Functional Centre	72 5 82 05	\$19,400	n/a
CSS IH - Meals Delivery 72 5 82 10			
* Full-time equivalents (FTE)	72 5 82 10	1.12	n/a
Individuals Served by Functional Centre	72 5 82 10	100	80 - 120
Meal Delivered-Combined	72 5 82 10	6,292	5977 - 6607
*Total Cost for Functional Centre	72 5 82 10	\$144,527	n/a
CSS IH - Social and Congregate Dining 72 5 82 12			
* Full-time equivalents (FTE)	72 5 82 12	1.34	n/a
Individuals Served by Functional Centre	72 5 82 12	295	236 - 354
Attendance Days Face-to-Face	72 5 82 12	2,928	2635 - 3221
*Total Cost for Functional Centre	72 5 82 12	\$116,483	n/a
CSS IH - Transportation - Client 72 5 82 14			
* Full-time equivalents (FTE)	72 5 82 14	3.30	n/a
Visits	72 5 82 14	7,780	7391 - 8169
Individuals Served by Functional Centre	72 5 82 14	310	248 - 372
*Total Cost for Functional Centre	72 5 82 14	\$344,295	n/a
CSS IH - Day Services 72 5 82 20			
* Full-time equivalents (FTE)	72 5 82 20	2.53	n/a
Individuals Served by Functional Centre	72 5 82 20	19	15 - 23
Attendance Days Face-to-Face	72 5 82 20	576	490 - 662
*Total Cost for Functional Centre	72 5 82 20	\$101,003	n/a
CSS IH - Respite 72 5 82 34			
* Full-time equivalents (FTE)	72 5 82 34	2.31	n/a
Hours of Care	72 5 82 34	1,706	1535 - 1877
Individuals Served by Functional Centre	72 5 82 34	30	24 - 36
*Total Cost for Functional Centre	72 5 82 34	\$82,945	n/a
CSS IH - Caregiver Support 72 5 82 50			
* Full-time equivalents (FTE)	72 5 82 50	0.22	n/a
Visits	72 5 82 50	300	240 - 360
Individuals Served by Functional Centre	72 5 82 50	75	60 - 90
*Total Cost for Functional Centre	72 5 82 50	\$17,560	n/a
CSS IH - Visiting - Social and Safety 72 5 82 60			
* Full-time equivalents (FTE)	72 5 82 60	0.39	n/a
Visits	72 5 82 60	1,131	1018 - 1244

Schedule E2a: Clinical Activity- Detail

2017-2018

Health Service Provider: Rural Ottawa South Support Services

OHRS Description & Functional Centre		2017-2018	
		Target	Performance Standard
* These values are provided for information purposes only. They are not Accountability Indicators.			
Individuals Served by Functional Centre	72 5 82 60	17	14 - 20
*Total Cost for Functional Centre	72 5 82 60	\$21,786	n/a
CSS IH - Foot Care Services 72 5 82 70			
* Full-time equivalents (FTE)	72 5 82 70	0.33	n/a
Visits	72 5 82 70	1,875	1688 - 2063
Individuals Served by Functional Centre	72 5 82 70	360	288 - 432
*Total Cost for Functional Centre	72 5 82 70	\$45,223	n/a
ACTIVITY SUMMARY			
Total Full-Time Equivalents for all F/C		14.99	n/a
Total Visits for all F/C		11,388	10819 - 11957
Total Hours of Care for all F/C		1,706	1535 - 1877
Total Individuals Served by Functional Centre for all F/C		1,506	1355 - 1657
Total Attendance Days for all F/C		3,504	3154 - 3854
Total Meals Delivered for all F/C		6,292	5977 - 6607
Total Cost for All F/C		1,096,567	n/a

Schedule E2d: CSS Sector Specific Indicators

2017-2018

Health Service Provider: Rural Ottawa South Support Services

Performance Indicators	2017-2018 Target	Performance Standard
No Performance Indicators	-	-

Explanatory Indicators
Persons waiting for service (by functional centre)

**Schedule E3a Local: All
2017-2018**

Health Service Provider: Rural Ottawa South Support Services

Indigenous Cultural Awareness: The Health Service Provider will report on the activities it has undertaken during the fiscal year to increase the indigenous cultural awareness and sensitivity of its staff, physicians and volunteers throughout the organization. This supports the goal of improving access to health services and health outcomes for indigenous people. The Indigenous Cultural Awareness Report, using a template to be provided by the LHIN, is due to the LHIN by April 30, 2018 and should be submitted using the subject line: 2017-18 Indigenous Cultural Awareness Report to ch.accountabilityteam@lhins.on.ca . HSPs that have multiple accountability agreements with the LHIN should provide one aggregated report for the corporation.

Executive Succession: The Health Service Provider must inform the LHIN prior to undertaking a recruitment process or appointment for a CEO or Executive Director.

Health Links: The Health Service Provider, in collaboration with the Health Link lead and partners, will contribute to the scaling and sustainability of Health Links care coordination with patients/clients with complex needs, including the identification of clients, and as appropriate, delivery of coordinated care to achieve the 2017-18 target number of coordinated care plans.

Sub-region Planning: The Champlain LHIN has established five sub-regions in order to improve patient and client health outcomes through population health planning and integrated service delivery. HSPS are expected to collaborate in the development of sub-region planning, and to contribute to more coordinated care for sub-regional populations across the continuum of primary, home, community, and long-term care and to improve transitions from hospital to community care. This will require close collaboration and partnership with primary care providers in each sub-region in meeting the needs of their patients.

**Schedule E3d Local: CSS Local Indicators
2017-2018**

Health Service Provider: Rural Ottawa South Support Services

Regional Transportation System: Health Service Providers that receive Champlain LHIN funding to support transportation (OHRS FC. 72 5 82 14) will work with the Champlain Community Transportation Collaborative to regionally enhance the capacity and efficiency of current transportation service providers to meet the needs of the existing and expanding client base in the areas served by the Champlain LHIN by developing a coordinated approach to non-urgent transportation. In support of this work, the Health Service Provider will implement a common information system that supports regional client intake, scheduling drives, referrals (when needed) through regional coordinators, and generating reliable statistics and reports.

Community Support Services Strategic Plan and Information Technology Initiatives: The Champlain Community Support Strategic Plan was approved in fiscal 2014-2015 by the LHIN and the associated information technology projects were prioritized in August 2015 by the Champlain Community Services Network. The Health Service Provider will collaborate in the implementation of this plan and the relevant projects.

The projects which the Health Service Provider will support include, but are not limited to,

1. Common Intake Standards for Community Health Sector
2. Common Consent
3. Reducing Duplicate Assessments Regionally (and compliance with provincial intent)
4. Common Discharge Policy and Procedure
5. Comprehensive Client Electronic Referral
6. Coordinated Care Plan
7. Wait List Management Process and Framework
8. Training and Education Strategy
9. Transportation - Linking CIMS-HR and SharePoint
10. PSS Early Adopter Project (including integration between CHRIS and CSS Client Information Systems)

Critical Identifier Data Elements Obligation: The HSP will collect personal identifier information including OHIP number, 6-digit postal code, date of birth, full address, and full name, for each individual served within community support services programs at their organization. This consistent collection will support regional planning and evaluation exercises, and enable linkages between data sets across various technology systems. Collection of these critical data elements will improve coordination, efficiency, and consistency in service delivery to clients.

**Schedule E3 FLS Local: Non-Identified Organizations
2017-2018**

Health Service Provider: Rural Ottawa South Support Services

French Language Services – Non-identified: Using a template to be provided by the LHIN, the HSP will submit a brief report that outlines how it addresses the needs of its local Francophone community to the LHIN, by April 30, 2018.

Schedule G: Declaration of Compliance

2017-2018

Health Service Provider: Rural Ottawa South Support Services

DECLARATION OF COMPLIANCE

Issued pursuant to the M-SAA effective April 1, 2014

To: The Board of Directors of the [insert name of LHIN] Local Health Integration Network (the "LHIN"). Attn: Board Chair.

From: The Board of Directors (the "Board") of the [insert name of HSP] (the "HSP")

Date: [insert date]

Re: [insert date range - April 1, 2016 –March 31, 2017] (the "Applicable Period")

Unless otherwise defined in this declaration, capitalized terms have the same meaning as set out in the M-SAA between the LHIN and the HSP effective April 1, 2014.

The Board has authorized me, by resolution dated [insert date], to declare to you as follows:

After making inquiries of the [insert name and position of person responsible for managing the HSP on a day to day basis, e.g., the Chief Executive Office or the Executive Director] and other appropriate officers of the HSP and subject to any exceptions identified on Appendix 1 to this Declaration of Compliance, to the best of the Board's knowledge and belief, the HSP has fulfilled, its obligations under the service accountability agreement (the "M-SAA") in effect during the Applicable Period.

Without limiting the generality of the foregoing, the HSP has complied with:

- (i) Article 4.8 of the M-SAA concerning applicable procurement practices;
- (ii) The *Local Health System Integration Act, 2006*; and
- (iii) The *Public Sector Compensation Restraint to Protect Public Services Act, 2010*.

[insert name of Chair], [insert title]