



Missouri Scout

Powered By:



REMINGTON RESEARCH GROUP

April 2021

Missouri 2022 General Election Survey

Survey conducted April 21 through April 22, 2021. 933 likely 2022 General Election voters participated in the survey. Survey weighted to match expected turnout demographics for the 2022 General Election. Margin of Error is +/-3% with a 95% level of confidence. Totals do not always equal 100% due to rounding. Survey conducted by Remington Research Group on behalf of Missouri Scout.

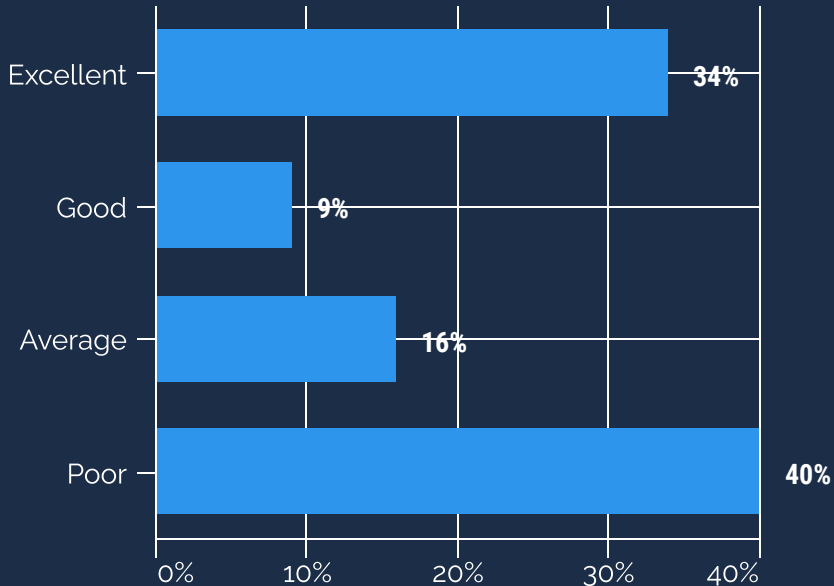
Q1: How would you rate the job President Joe Biden has done with regard to COVID?

Excellent: 34%

Good: 9%

Average: 16%

Poor: 40%



By DMA:

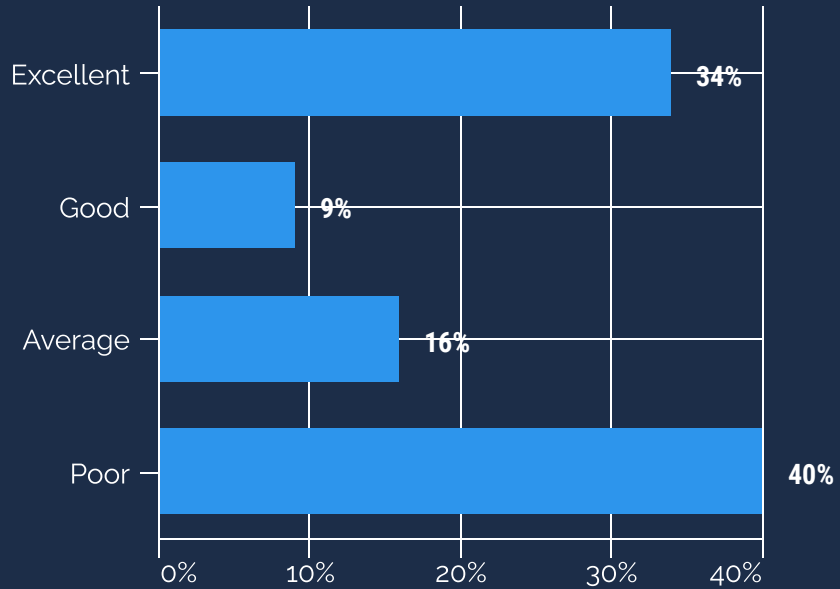
	COLUMBIA	KC	CAPE GIR	SPRINGFIELD	STL
Excellent	33%	38%	15%	25%	40%
Good	4%	8%	9%	7%	13%
Average	14%	17%	24%	9%	17%
Poor	49%	37%	52%	60%	31%

By Party:

	Republican	Democrat	Non-Partisan
Excellent	12%	66%	34%
Good	6%	13%	11%
Average	21%	11%	15%
Poor	61%	11%	40%

Q1: How would you rate the job President Joe Biden has done with regard to COVID?
(Continued)

Excellent: 34%
Good: 9%
Average: 16%
Poor: 40%



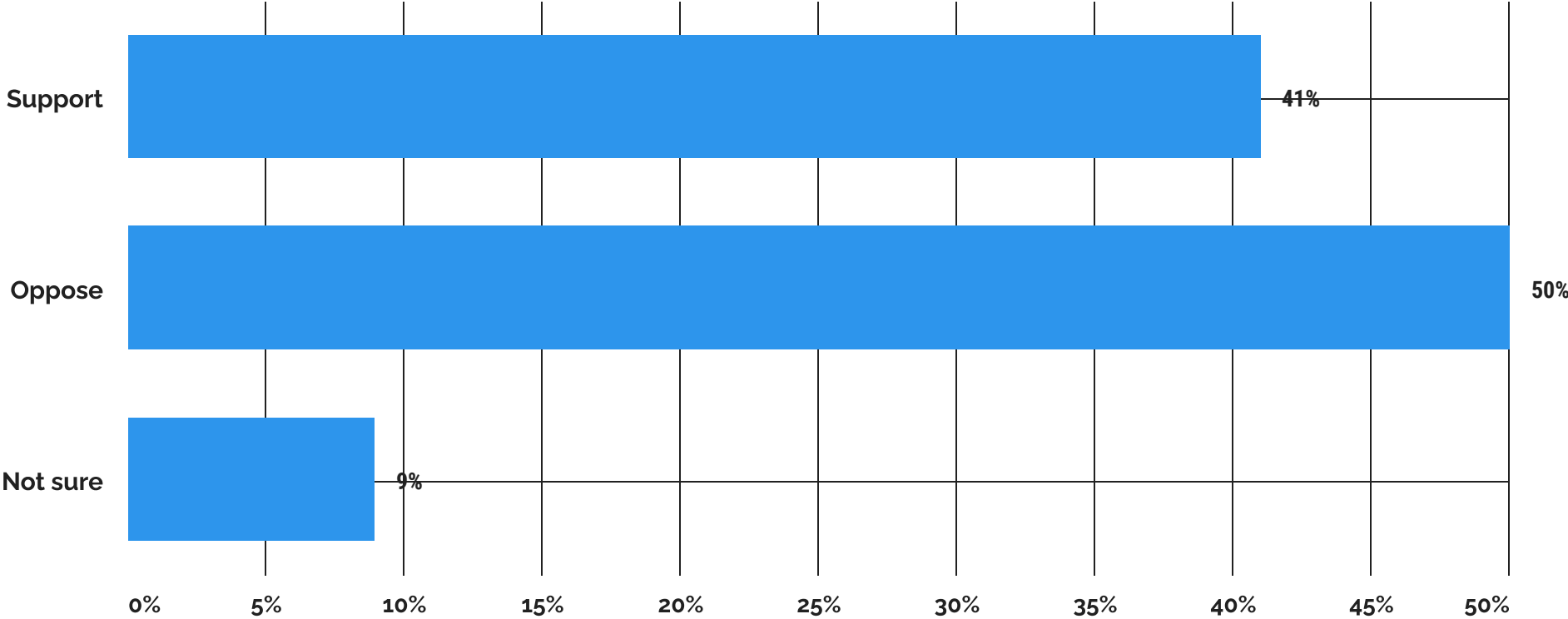
By Gender:

	Female	Male
Excellent	35%	33%
Good	10%	9%
Average	14%	19%
Poor	41%	40%

By Ideology:

	V con	S con	Mod	Prog
Excellent	11%	22%	50%	77%
Good	5%	8%	15%	12%
Average	13%	26%	15%	1%
Poor	70%	45%	20%	10%

Q2: President Biden is proposing to spend \$2 trillion on the nation's infrastructure. To help pay for it, taxes would be raised on corporations and people earning over \$400,000. Do you support or oppose this plan?



Q2: By the Crosstabs

By DMA:

	COLUMBIA	KC	CAPE GIR	SPRINGFIELD	STL
Support	35%	45%	26%	34%	47%
Oppose	64%	48%	62%	58%	42%
Not sure	0%	7%	12%	9%	11%

By Gender:

	Female	Male
Support	41%	41%
Oppose	49%	51%
Not sure	9%	8%

By Party:

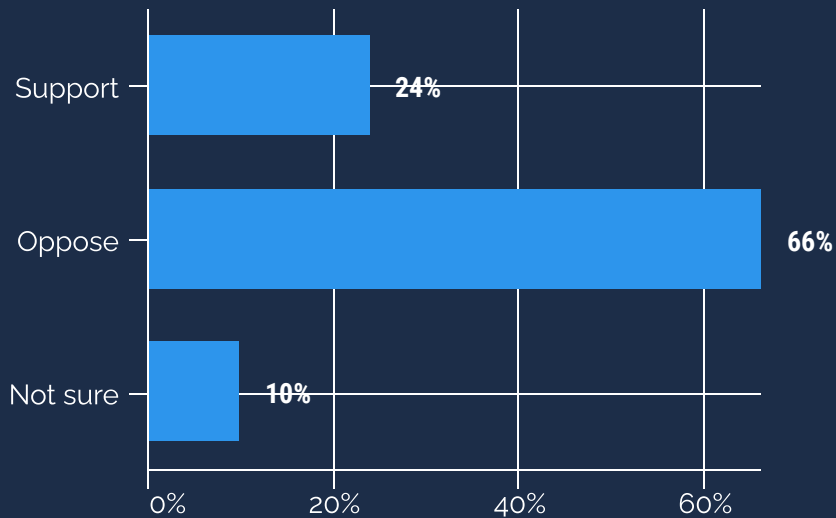
	Republican	Democrat	Non-Partisan
Support	16%	75%	44%
Oppose	74%	18%	48%
Not sure	10%	7%	8%

By Ideology:

	V con	S con	Mod	Prog
Support	13%	28%	62%	89%
Oppose	78%	63%	27%	9%
Not sure	9%	9%	10%	2%

Q3: President Biden is increasing the number of refugees allowed to enter the United States from 15,000 a year to 62,500 a year. Do you support or oppose this decision?

Support: 24%
 Oppose: 66%
 Not sure: 10%



By DMA:

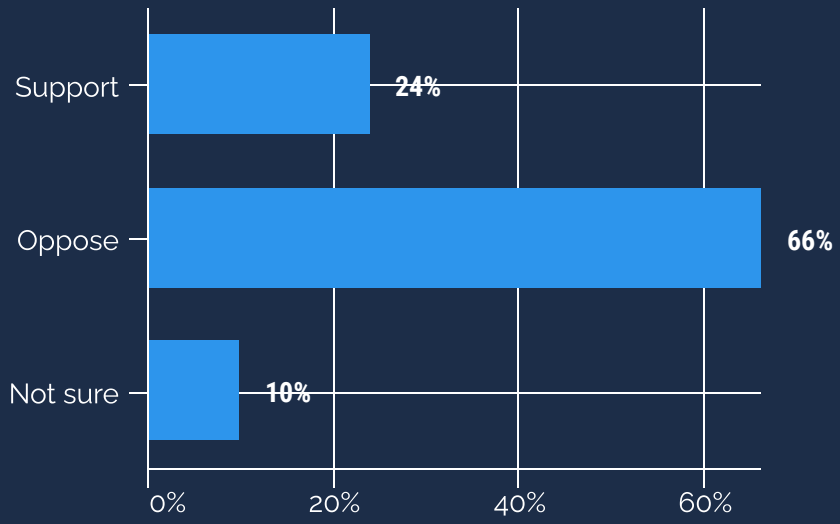
	COLUMBIA	KC	CAPE GIR	SPRINGFIELD	STL
Support	26%	30%	11%	17%	27%
Oppose	71%	58%	85%	76%	60%
Not sure	3%	11%	5%	8%	12%

By Party:

	Republican	Democrat	Non-Partisan
Support	9%	47%	23%
Oppose	87%	38%	64%
Not sure	4%	15%	13%

Q3: President Biden is increasing the number of refugees allowed to enter the United States from 15,000 a year to 62,500 a year. Do you support or oppose this decision? (Continued)

Support: 24%
Oppose: 66%
Not sure: 10%



By Gender:

	Female	Male
Support	24%	25%
Oppose	64%	68%
Not sure	12%	7%

By Ideology:

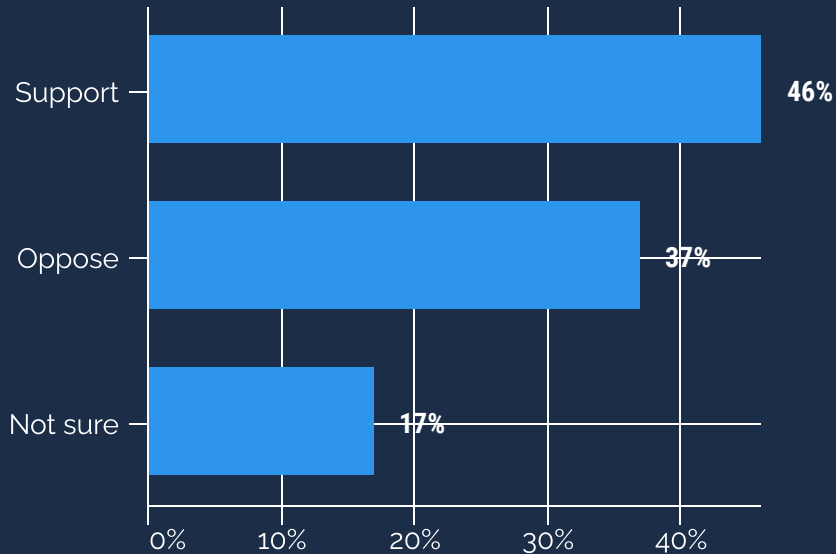
	V con	S con	Mod	Prog
Support	8%	12%	34%	69%
Oppose	90%	82%	49%	15%
Not sure	2%	6%	17%	16%

Q4: President Biden announced he will withdraw all American troops from Afghanistan by September. Do you support or oppose this decision?

Support: 46%

Oppose: 37%

Not sure: 17%



By DMA:

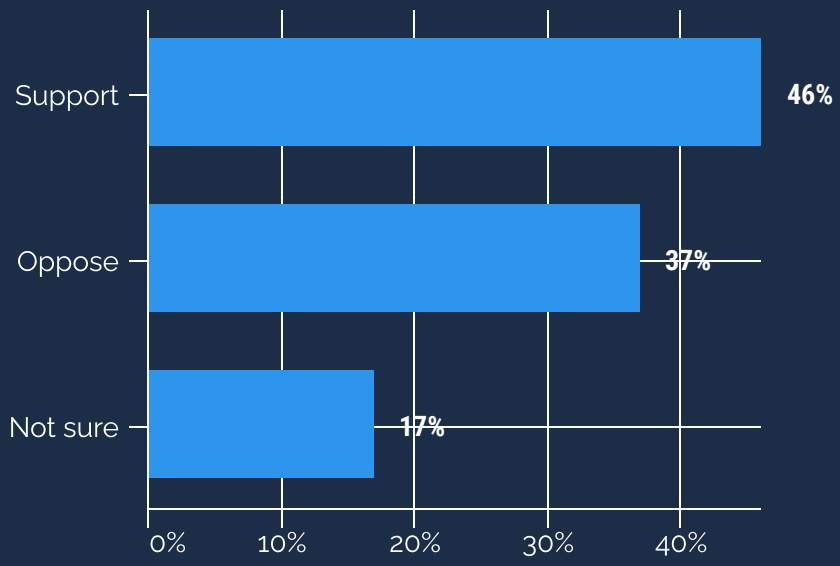
	COLUMBIA	KC	CAPE GIR	SPRINGFIELD	STL
Support	44%	52%	36%	39%	48%
Oppose	44%	29%	41%	41%	36%
Not sure	13%	19%	23%	20%	16%

By Party:

	Republican	Democrat	Non-Partisan
Support	30%	69%	46%
Oppose	52%	17%	33%
Not sure	18%	15%	22%

Q4: President Biden announced he will withdraw all American troops from Afghanistan by September. Do you support or oppose this decision? (Continued)

Support: 46%
Oppose: 37%
Not sure: 17%



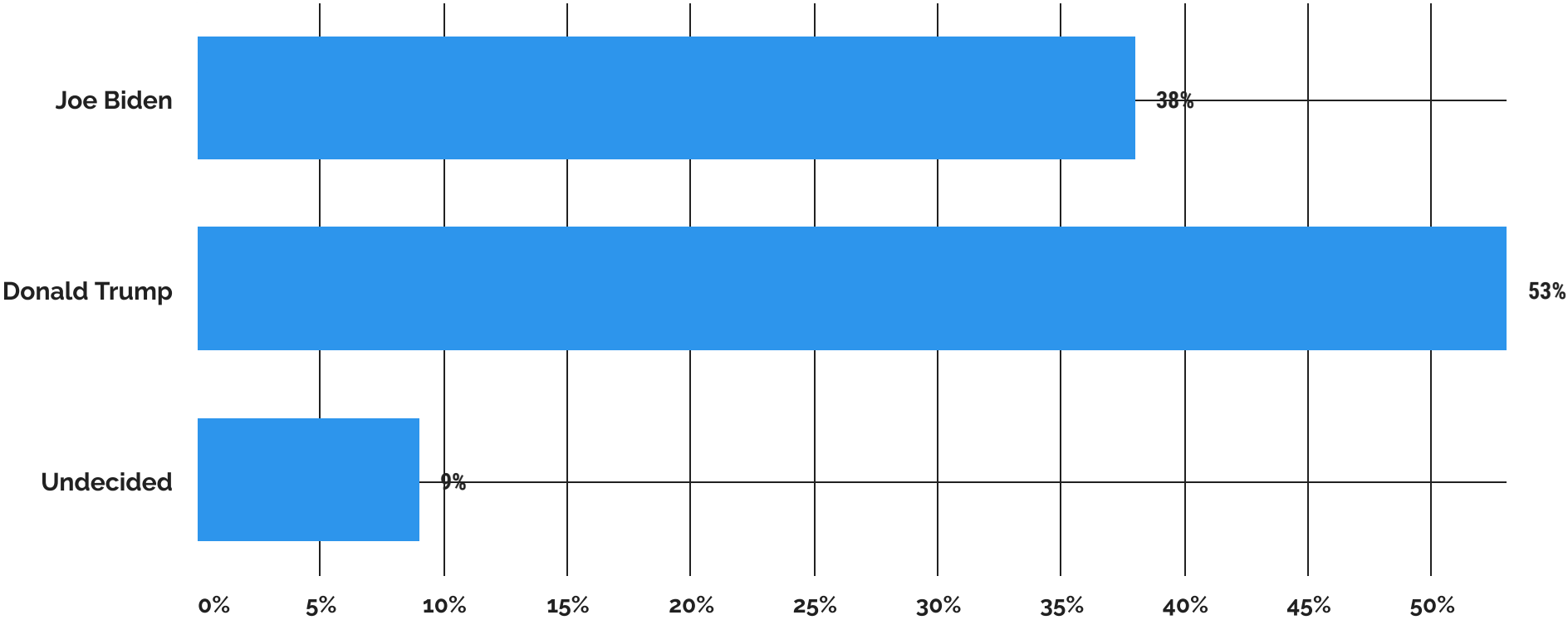
By Gender:

	Female	Male
Support	44%	48%
Oppose	36%	37%
Not sure	20%	15%

By Ideology:

	V con	S con	Mod	Prog
Support	27%	45%	55%	68%
Oppose	55%	38%	27%	14%
Not sure	18%	17%	18%	18%

Q5: Possible candidates in the 2024 General Election for President are the Democrat Joe Biden and the Republican Donald Trump. If the election were held today, for whom would you vote?



Q5: By the Crosstabs

By DMA:

	COLUMBIA	KC	CAPE GIR	SPRINGFIELD	STL
Joe Biden	36%	43%	19%	26%	45%
Donald Trump	56%	47%	70%	66%	45%
Undecided	8%	10%	11%	8%	10%

By Gender:

	Female	Male
Joe Biden	39%	37%
Donald Trump	53%	53%
Undecided	8%	10%

By Party:

	Republican	Democrat	Non-Partisan
Joe Biden	12%	75%	39%
Donald Trump	81%	17%	46%
Undecided	7%	7%	15%

By Ideology:

	V con	S con	Mod	Prog
Joe Biden	12%	24%	57%	87%
Donald Trump	84%	65%	30%	8%
Undecided	4%	12%	13%	5%

DEMOGRAPHICS

DMA	%
COLUMBIA	8%
KC	24%
CAPE GIR	5%
SPRINGFIELD	15%
STL	41%

GENDER	%
Female	53%
Male	47%

PARTY	%
Republican	46%
Democrat	32%
Non-Partisan	22%


IDEOLOGY	%
V con	27%
S con	32%
Mod	27%
Prog	13%

For More Information...



Missouri Scout

Missouri Scout is a private news service covering state politics. For subscription information, contact Dave at dave@moscout.com



REMINGTON RESEARCH GROUP

Remington Research Group is a polling firm that specializes in automated IVR technology. The firm was founded in an effort to provide more reliable and affordable polling for campaigns throughout the country. For more information, contact Titus Bond at tbond@remingtonresearchgroup.com