





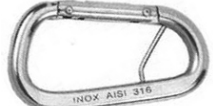
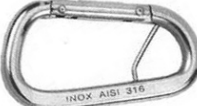
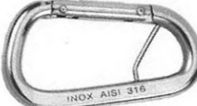



No. 316 Stainless Steel Snaps

No. 162S Double Pattern Chain Snaps Stainless Steel		No. 225S Swivel Eye Bolt Snaps Stainless Steel						No. 249S Rigid Eye Snaps Stainless Steel					
													
Item No.	162S	Item No.	225S-3/8	225S-1/2	225S-5/8	225S-3/4	225S-1 1/8	225S-1 1/4	Item No.	249S-0	249S-1	249S-2	249S-3
Length overall	4	Eye Size	3/8	1/2	5/8	3/4	1 1/8	1 1/4	Eye Size	3/8	5/8	1 1/16	3/4
Snap opening	3/8	Length overall	3 1/4	3 1/2	3 1/2	3 1/2	4 1/8	4 3/4	Length overall	2 1/8	2 3/4	3 1/8	3 3/4
Weight per 100	15	Snap opening	3/8	3/8	3/8	3/8	1/2	1/2	Snap opening	3/16	3/8	7/16	5/8
		Weight per 100	10	11	11	12	19	27	Weight per 100	7	8	13	25

No. 267S "S" Hooks Stainless Steel packed 50 per box		No. 251S Swivel Eye Snaps Stainless Steel			No. 2311S Rigid Eye Snaps Stainless Steel			No. 2390S Snaps Stainless Steel			
											
Size Inches	Length Overall	Item No.	251S-1	251S-2	251S-3	Item No.	2311S-3/4	2311S-1 1/8	Item No.	2390S-5/16	2390S-3/8
3/16	1 3/4	Eye Size	3/4	3/4	1 1/16	Eye Size	3/4	1 1/8	Diameter stock	5/16	3/8
1/4	2 1/4	Length overall	3 3/8	3 7/8	4 5/8	Length overall	4	4 5/8	Length overall	3 1/8	4
5/16	2 5/8	Snap opening	3/8	7/16	1/2	Snap opening	13/16	3/4	Snap opening	1/2	5/8
3/8	3 1/8	Weight per 100	13	22	35	Weight per 100	28	44	Weight per 100	14	31
1/2	4 3/8					Work Load lbs	600	739	Tensile lbs.	2,600	4,400

No. 2391S Snaps Stainless Steel			No. 2392S Snaps Stainless Steel with self-locking sleeve			No. 2450LPS Spring Hooks Formed Stainless Steel				
										
Item No.	2391S-5/16	2391S-3/8	Item No.	2392S 5/16	2392S 3/8	Item No.	2450LPS-1/4	2450LPS-5/16	2450LPS-3/8	2450LPS-7/16
Diameter stock	5/16	3/8	Diameter stock	5/16	3/8	Diameter stock	1/4	5/16	3/8	7/16
Length overall	3 1/8	4	Length overall	3 1/8	4	Length overall	2 1/2	3 1/8	4	4 3/4
Snap opening	1/2	5/8	Snap opening	1/2	5/8	Snap opening	5/16	3/8	1/2	5/8
Inside bar dia.	3/8	1/2	Inside bar dia.	3/8	1/2	Tensile lbs.	600	1,200	1,700	2,125
Tensile lbs.	2,600	4,400	Tensile lbs.	2,600	4,400	Weight per 100	7	15	30	43
Weight per 100	14	31	Weight per 100	15	33	Usage	Spring loaded locking pin snaps. Ideal for small boat, water skiing, mooring, motor safety line, etc.			

No. 316 Stainless Steel Snaps

No. 2450S Spring Hooks Formed Stainless Steel



Item No.	2450S-2	2450S-2 1/2	2450S-3 1/8	2450S-4	2450S-4 3/4	2450S-5 1/2	2450S-6 3/8
Length overall	2	2 1/2	3 1/8	4	4 3/4	5 1/2	6 3/8
Diameter stock	3/16	1/4	5/16	3/8	7/16	1/2	1/2
Snap opening	1/4	5/16	3/8	1/2	5/8	3/4	1
Working Load Lt.	100	140	280	400	500	600	700
Weight per 100	4	7	15	29	43	60	80
Usage	Spring load interlocking snaps. Ideal for small boat, water skiing, mooring, motor safety line, etc.						

No. 2451 Snaps Stainless Steel with ringed eye



Item No.	2451S-2 1/8	2451S-2 3/8	2451S-3 1/8	2451S-4	2451S-4 3/4	2451S-5 1/2	2451S-6 3/8
Length overall	2 1/8	2 3/8	3 1/8	4	4 3/4	5 1/2	6 3/8
Diameter stock	3/16	1/4	5/16	3/8	7/16	1/2	1/2
Eye Size	1/4	5/16	3/8	1/2	5/8	5/8	7/8
Snap opening	1/4	5/16	3/8	1/2	5/8	3/4	1
Weight per 100	4	7	15	30	43	60	80
Working Load Lt.	100	140	280	400	500	600	700

No. 5013S Swivel Trigger Snaps Stainless Steel



Item No.	5013S-1/2	5013S-5/8
Eye Size	1/2	5/8
Length overall	2 1/2	2 5/8
Snap opening	1/2	1/2
Weight per 100	9 1/2	10

No. 5025 Swivel Eye Leash Snaps Stainless Steel



Item No.	5025S
Eye Size	1/2
Length overall	3
Snap opening	5/16
Weight per 100	6 1/2

No. 193S Stainless Steel Shackles Screw Pin Type



Item No.	193S-3/16	193S-1/4	193S-5/16	193S-3/8	193S-1/2	193S-5/8	193S-3/4
Shackle Size	3/16	1/4	5/16	3/8	1/2	5/8	3/4
Diam. Pin	1/4	5/16	3/8	7/16	5/8	3/4	7/8
Working Load Limit Lbs.	320	450	650	1000	1990	3050	4495
Weight per 100	5	12	19	31	74	144	219