





Chain


Zinc Plated Sash Chain #35 x 100 ft. EG		Zinc Plated Sash Chain #8 x 500 ft. EG		Zinc Plated Straight Link Chain 2/0 x 125 ft. Coil		Zinc Plated Straight Link Chain #4 x 100 ft. Machine	
							
Item No.	SC35100	Item No.	SC8500	Item No.	SCL20125	Item No.	SLC4100
WLL (lbs)	105	WLL (lbs)	75	WLL (lbs)	520	WLL (lbs)	215
Packing	Reel	Packing	Ctn	Packing	Reel	Packing	Ctn
Wt (lbs)/Ea	5.5	Wt (lbs)/Ea	2	Wt (lbs)/Ea	37	Wt (lbs)/Ea	12

Zinc Plated Single Jack Chain No 16 x 125 ft.		No 12 x 250 ft.		No 10 x 250 ft.		No 8 x 250 ft.		No 6 x 250 ft.	
--	--	-----------------	--	-----------------	--	----------------	--	----------------	--




Item No.	SJ16250	Item No.	SJ12250	Item No.	SJ10250	Item No.	SJ8250	Item No.	SJ6250
WLL (lbs)	11	WLL (lbs)	29	WLL (lbs)	47	WLL (lbs)	60	WLL (lbs)	95
Packing	Reel	Packing	Reel	Packing	Reel	Packing	Reel	Packing	Ctn
Wt (lbs)/Ea	8	Wt (lbs)/Ea	24	Wt (lbs)/Ea	35	Wt (lbs)/Ea	50	Wt (lbs)/Ea	65

Stainless Steel Chain Never exceed Working Load Limit of chain. Use only Grade 80 alloy chain for overhead lifting.				Passing link Chain Zinc plated 4/0 x 100 ft. Never exceed Working Load Limit of chain. Use only Grade 80 alloy chain for overhead lifting.		Stainless Steel Chain Never exceed Working Load Limit of chain. Use only Grade 80 alloy chain for overhead lifting.			
---	--	--	--	---	--	---	--	--	--



Item No.	SSPC18	SSPC316	SSPC14	Item No.	EGPL4/0X100	Item No.	SSPC516	SSPC38	SSPC12
Type	316	317	318	WLL (lbs)	620	Type	319	320	321
Trade Size	1/8	3/16	1/4	Packing	43.00	Trade Size	5/16	3/8	1/2
WLL (lbs)	375	750	1,250	Wt (lbs)/Ea	Carton	WLL (lbs)	1,900	2,650	4,500
Ft/Full Drum	1,000	1,000	400			Ft/Full Drum	275	200	200
Wt/Ft (lbs)	0.22	0.45	0.78			Wt/Ft (lbs)	0.97	1.67	2.25

Double Link Chain Zinc Plated Available in Stainless Steel					
---	--	--	--	--	--



Item No.	EGDL 3X200	EGDL 2X200	EGDL 1 100	EGDL 2/0X175	EGDL 2/0X250
WLL (lbs)	90	1,000	400	275	200
Wt/Ft (lbs)	13.00	0.45	0.78	0.97	1.67
Dim x Length	#3 x 200ft	3/16	1/4	5/16	3/8
Packaging	Reel	Carton	Carton	Reel	Carton

NACM84/90 Standard Link Chain

Proof Coil Chain (G30)



Nominal Size		Working Load Limit (Max.)		Proof Load (Min.)		Min. Breaking Load		Weight Per 100'		Inside Length (Max.)		Inside Width (Min.)		Feet/ Drum	Feet/ Pail
inch	mm	kg	lb	kn	lb	kn	lb	kg	lb	mm	inch	mm	inch		
1/8	4.0	170	375	3.60	800	7.1	1,600	9.0	19.8	23.9	0.94	6.4	0.25	2500	500
3/16	5.5	365	800	7.20	1,600	14.3	3,200	18.3	40.3	24.8	0.98	7.7	0.30	1500	250
1/4	7.0	580	1,300	11.60	2,600	23.1	5,200	30.0	66.1	31.5	1.24	9.8	0.38	800	141
5/16	8.0	860	1,900	15.10	3,400	30.2	6,800	39.0	86.0	32.8	1.29	11.2	0.44	550	92
3/8	10.0	1,200	2,650	23.60	5,300	47.1	10,600	64.5	142.0	35.0	1.38	14.0	0.55	400	63
1/2	13.0	2,030	4,500	39.80	8,950	79.6	17,900	110	242.0	45.5	1.79	18.2	0.72	200	
5/8	16.0	3,130	6,900	60.30	13,600	120.6	27,200	162	357.0	56.0	2.20	20.0	0.79	150	
3/4	20.0	4,800	10,600	94.30	21,200	188.5	42,400	254	560.0	70.0	2.76	25.0	0.98	100	
7/8	22.0	5,810	12,800	114.10	25,600	228.1	51,200	306	675.0	77.0	3.03	27.5	1.03	75	
1	26.0	8,140	17,900	159.10	35,800	318.2	71,600	419	924.0	90.9	3.58	31.7	1.25	50	

High Test Chain (G43)



Nominal Size		Working Load Limit (Max.)		Proof Load (Min.)		Min. Breaking Load		Weight Per 100'		Inside Length (Max.)		Inside Width (Min.)		Feet/ Drum	Feet/ Pail
inch	mm	kg	lb	kn	lb	kn	lb	kg	lb	mm	inch	mm	inch		
1/4	7.0	1,180	2,600	16.60	3,750	33.1	7,500	30.0	66.1	31.5	1.24	9.8	0.38	800	141
5/16	8.0	1,770	3,900	21.60	4,900	43.2	9,700	39.0	86.0	32.8	1.29	11.2	0.44	550	92
3/8	10.0	2,450	5,400	33.00	7,600	67.6	15,200	67.3	148.0	35.0	1.38	14.0	0.55	400	63
1/2	13.0	4,170	9,200	57.10	12,900	114.2	25,700	110.0	242.0	45.5	1.79	18.2	0.72	200	

Transport Chain (G70)



Nominal Size		Working Load Limit (Max.)		Proof Load (Min.)		Min. Breaking Load		Weight Per 100'		Inside Length (Max.)		Inside Width (Min.)		Feet/ Drum	Feet/ Pail
inch	mm	kg	lb	kn	lb	kn	lb	kg	lb	mm	inch	mm	inch		
1/4	7.0	1,430	3,150	27.00	6,100	53.9	12,100	30.0	66.1	31.5	1.24	9.8	0.38	800	141
5/16	8.7	2,130	4,700	41.60	9,400	83.5	18,800	47.0	104.0	32.8	1.29	11.2	0.44	550	92
3/8	10.0	2,990	6,600	55.00	12,400	110.0	24,700	64.5	142.0	35.0	1.38	14.0	0.55	400	63

Machine Chain

NACM90 Straight Link Machine Chain



Trade Size		Material Diameter		Working Load		Min. Breaking Load		Inside Length		Inside Width	
No.	mm	mm	inch	kg	lb	kg	lb	mm	inch	mm	inch
4	3.0	3.0	0.120	98	215	390	860	14.0	0.55	5.3	0.21
3	3.4	3.4	0.135	122	270	490	1,080	15.0	0.59	6.1	0.24
2	3.8	3.8	0.148	147	325	590	1,300	15.5	0.61	6.6	0.26
1	4.1	4.1	0.162	177	390	708	1,560	16.0	0.63	7.1	0.28
1/0	4.5	4.5	0.177	211	465	844	1,860	18.8	0.74	7.9	0.31
2/0	4.9	4.9	0.192	247	545	989	2,180	19.8	0.78	8.6	0.34
3/0	5.3	5.3	0.207	288	635	1,152	2,540	21.6	0.85	9.1	0.36
4/0	5.5	5.5	0.218	318	700	1,270	2,800	25.1	0.99	9.6	0.38
5/0	6.4	6.4	0.250	420	925	1,678	3,700	27.2	1.07	11.2	0.44

NACM90 Twist Link Machine Chain



Trade Size		Material Diameter		Working Load		Min. Breaking Load		Inside Length		Inside Width	
No.	mm	mm	inch	kg	lb	kg	lb	mm	inch	mm	inch
4	3.0	3.0	0.120	93	205	372	820	13.1	0.52	4.3	0.17
3	3.4	3.4	0.135	116	255	463	1,020	14.2	0.56	5.1	0.20
2	3.8	3.8	0.148	141	310	562	1,240	14.7	0.58	5.3	0.21
1	4.1	4.1	0.162	168	370	671	1,480	15.0	0.59	6.1	0.24
1/0	4.5	4.5	0.177	200	440	798	1,760	17.2	0.68	6.6	0.26
2/0	4.9	4.9	0.192	236	520	943	2,080	18.5	0.73	7.1	0.28
3/0	5.3	5.3	0.207	274	605	1,098	2,420	20.3	0.80	7.9	0.31
4/0	5.5	5.5	0.218	304	670	1,216	2,680	22.5	0.89	8.1	0.32
5/0	6.4	6.4	0.250	400	880	1,597	3,520	25.3	1.00	9.4	0.37

NACM90 Straight Link Coil Chain



Trade Size		Material Diameter		Working Load		Min. Breaking Load		Inside Length		Inside Width	
No.	mm	mm	inch	kg	lb	kg	lb	mm	inch	mm	inch
4	3.0	3.0	0.120	93	205	372	820	28.1	1.11	5.32	0.21
3	3.4	3.4	0.135	116	255	463	1,020	29.8	1.17	6.09	0.24
2	3.8	3.8	0.148	140	310	562	1,240	29.9	1.18	6.59	0.26
1	4.1	4.1	0.162	168	370	671	1,480	31.7	1.25	7.1	0.28
1/0	4.5	4.5	0.177	200	440	798	1,760	31.7	1.25	7.86	0.31
2/0	4.9	4.9	0.192	236	520	943	2,080	31.9	1.26	8.62	0.34
3/0	5.3	5.3	0.207	274	605	1,098	2,420	32.9	1.30	9.13	0.36
4/0	5.5	5.5	0.218	304	670	1,216	2,680	35.2	1.39	9.64	0.38
5/0	6.4	6.4	0.250	400	880	1,597	3,520	38.5	1.52	11.2	0.44

NACM90 Twist Link Coil Chain



Trade Size		Material Diameter		Working Load		Min. Breaking Load		Inside Length		Inside Width	
No.	mm	mm	inch	kg	lb	kg	lb	mm	inch	mm	inch
4	3.0	3.0	0.120	88	195	354	780	27.6	1.09	4.56	0.18
3	3.4	3.4	0.135	110	240	440	970	28.9	1.14	5.32	0.21
2	3.8	3.8	0.148	134	295	535	1,180	29.1	1.15	5.58	0.22
1	4.1	4.1	0.162	160	350	637	1,405	30.9	1.22	6.34	0.25
1/0	4.5	4.5	0.177	188	415	758	1,670	30.9	1.22	6.85	0.27
2/0	4.9	4.9	0.192	225	495	896	1,975	31.4	1.24	7.36	0.29
3/0	5.3	5.3	0.207	260	575	1,043	2,300	31.9	1.26	8.12	0.32
4/0	5.5	5.5	0.218	288	635	1,154	2,545	34.0	1.34	8.32	0.33
5/0	6.4	6.4	0.250	380	835	1,517	3,345	37.3	1.47	9.65	0.38

Binder Chain | Tow Chain | Load Binder

Chains With Clevis/Eye Grab Hooks On Both Ends



Size	Brade/Finish	Working Load Limit (lb)	Min. Breaking Load (lb)	Weight/Piece (kg)	Pieces/ Durm
1/4"-14'	High Tes - SC/Yellow Chr	2,600	7,800	4.5	50
1/4"-16'	High Test - SC/Yellow Chr	2,600	7,800	5.0	40
5/16"-14'	High Test - SC/Yellow Chr	3,900	11,700	7.0	35
5/16"-16'	High Test - SC/Yellow Chr	3,900	11,700	8.0	30
5/16"-18'	High Test - SC/Yellow Chr	3,900	11,700	9.0	30
5/16"-20'	High Test - SC/Yellow Chr	3,900	11,700	9.5	25
5/16"-25'	High Test - SC/Yellow Chr	3,900	11,700	12.0	20
5/16"-30'	High Test - SC/Yellow Chr	3,900	11,700	14.0	20
3/8"-14'	High Test - SC/Yellow Chr	5,400	16,200	10.0	25
3/8"-16'	High Test - SC/Yellow Chr	5,400	16,200	11.5	25
3/8"-20'	High Test - SC/Yellow Chr	5,400	16,200	13.5	20
3/8"-25'	High Test - SC/Yellow Chr	5,400	16,200	17.5	15
1/4"-14'	Grade70 - Yellow Chr	3,150	12,600	4.0	50
1/4"-16'	Grade70 - Yellow Chr	3,150	12,600	5.0	40
5/16"-14'	Grade70 - Yellow Chr	4,700	18,800	7.0	35
5/16"-16'	Grade70 - Yellow Chr	4,700	18,800	8.0	30
5/16"-18'	Grade70 - Yellow Chr	4,700	18,800	9.0	30
5/16"-20'	Grade70 - Yellow Chr	4,700	18,800	10.0	25
5/16"-25'	Grade70 - Yellow Chr	4,700	18,800	12.0	20
5/16"-30'	Grade70 - Yellow Chr	4,700	18,800	14.5	20
3/8"-14'	Grade70 - Yellow Chr	6,600	26,400	10.0	25
3/8"-16'	Grade70 - Yellow Chr	6,600	26,400	11.5	20
3/8"-20'	Grade70 - Yellow Chr	6,600	26,400	14.5	20
3/8"-25'	Grade70 - Yellow Chr	6,600	26,400	18.0	15

Standard Lever Type Load Binder

Min-Max Chain Size (in.)	Working Load Limit (lbs.)	Proof Load (lbs.)	Minimum Ultimate Strength (lbs)	Weight Each (lbs.)	Handle Length (in.)	Dimensions (in.)						
						A	B	C	D	E	F	G
1/4-5/16	2200	4400	7800	3.52	11.57	18.11	17.32	14.17	11.18	8.46	6.30	0.35
5/16-3/8	5400	10800	19000	7.80	16.00	24.13	22.13	17.88	16.00	10.38	10.38	0.47
3/8-1/2	9200	18400	33000	12.15	18.50	27.81	25.75	21.25	18.69	12.00	12.00	0.63
1/2-5/8	13000	26000	46000	18.70	21.00	31.25	29.75	25.00	21.00	14.63	13.75	0.72

Ratchet Type Load Binder

Min-Max Chain Size (in.)	Working Load Limit (lbs.)	Proof Load (lbs.)	Minimum Ultimate Strength (lbs)	Weight Each (lbs.)	Handle Length (in.)	Barrel Length (in.)	Take up (in.)	Handle Length (in.)	Dimensions (in.)						
									A	B	C	D	E	F	G
1/4-5/16	2200	4400	7800	3.52	7.16	6.30	4.65	7.16	0.89	1.77	17.40	22.04	19.20	23.84	0.35
5/16-3/8	5400	10800	19000	10.50	13.42	9.92	8.00	13.92	1.30	2.60	23.78	31.78	26.14	32.14	0.47
3/8-1/2	9200	18400	33000	12.20	13.92	9.92	8.00	13.92	1.30	2.60	23.82	31.82	26.93	34.93	0.63
1/2-5/8	13000	26000	46000	14.38	13.92	9.92	8.00	13.92	1.30	2.60	25.90	33.90	29.57	34.57	0.72
5/16-3/8	6600	13200	26000	11.00	13.42	9.92	8.00	13.92	1.30	2.60	23.78	31.78	26.14	34.14	0.47