

TRAVIS & COMPANY

Acrylic



This outstanding line of acrylic furniture and accessories has been created to blend easily into any design situation – whether it be traditional or contemporary.

Our firm opinion is that the purity and clarity of acrylic itself makes a classic statement when molded and polished by hand. Each piece is very simple in design, but very prismatic and sculptural to the eye.


We are most careful to make note that acrylic offers the advantage of strength and pliability over glass. Also, if ever necessary, acrylic may be re-polished to remove unsightly scratches – glass must be replaced. The same careful maintenance you would devote to a precious antique should be given to your piece of acrylic furniture. Ordinary dust is very abrasive to any material, particularly acrylic. Do not ever dust with a dry cloth. Use warm water and mild detergent or acrylic cleaners available in most stores. The use of a commercial acrylic cleaner and polisher adds luster to the surface and builds a nice patina.

Custom designs are available. Send us your specifications for a price quote. Travis & Company is committed to the highest quality. Each piece in our line is actually one of a kind, as each piece is handcrafted. Please include us in your design plans.



Front Cover:

T-35 Greek Key Coffee Table
40"Wx24"Dx17"H

OT-3 Oriental Waterfall Table 40"Wx24"Dx17"H





S-1 Z Chair 17"Wx16"Dx35"H




S-26 Small J Bench 20"Wx16"Dx17"H
S-13 J Bench 36"Wx16"Dx17"H

C-6 Chippendale Console 48"Wx18"Dx33"H




R-30 Large Roy Table 46"Wx36"Dx15"H

T-20 Step Table 18"Wx29"Dx24"H




Pedestal Tables




P-21 16"Wx12"Dx40"H P-8 12"Wx12"Dx35"H P-10 10" Dia.x36"H P-18-A 12"Wx12"Dx36"H P-18-B 12"Wx12"Dx42"H

T-3 Waterfall Table 40"Wx24"Dx17"H
T-25 Waterfall End Table 20"Wx24"Dx24"H

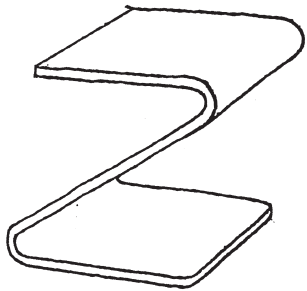


R-29 Lamp Table 16"Wx18"Dx22"H

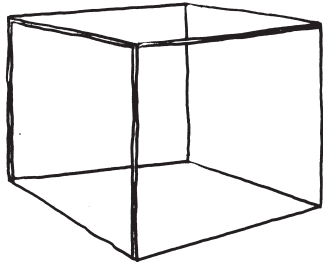


T-15 Small Roy Table 48"Wx24"Dx16"H

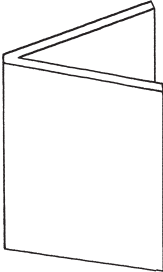
Y-17 Z Table 11"Wx13"Dx18"H



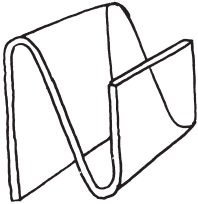
TB-23 Open Top & Bottom Cube 16"Wx16"Dx16"H
T-5 Mitered Closed Top Cube 18"Wx18"Dx18"H



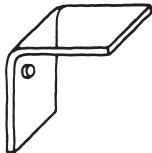
TB-24 "V" Base 24"Wx24"Dx28"H




A-27 Magazine Rack 18"Wx9"Dx13"H





A-22 Bracket 12"Wx12"Dx12"H



TB-11-G Coffee Table Base Only 22"Wx16"Dx16"H
TB-11-GD Dining Table Base Only 22"Wx16"Dx28"H




TB-12 Table Base Only 28"Wx6"Dx28"H (4 Bases Shown)



TB-19 Table Base Only 24"Wx10"Dx28"H (2 Bases Shown)
TB-19-B (Beveled Edge) Table Base Only 24"Wx10"Dx28"H
TB-19-1 (1" Acrylic) Table Base Only 24"Wx10"Dx28"H
TB-19-C (Cocktail) Table Base Only 24"Wx10"Dx16"H

T-45 Serpentine Coffee Table 37"Wx22"Dx18"H



T-40 Chow Coffee Table 39.5"Wx24"Dx16.5"H



B-7 Back To Back Bench 50"Wx24"Dx16"H (21"Top of Slat)

