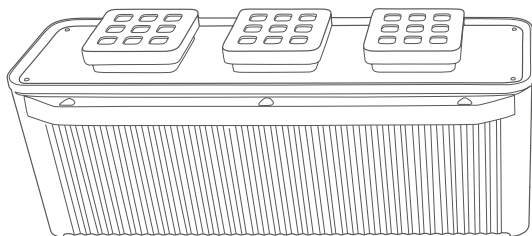


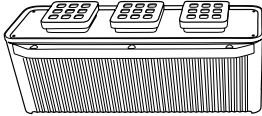
# hydro patch

GARDEN



All plants need sunshine to grow. Place your hydropatch™ garden where it can get enough sunshine for good plant growth or position under the hydropatch™ 600 grow light kit (sold separately) to encourage strong roots and plant growth.

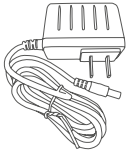
## INCLUSIONS



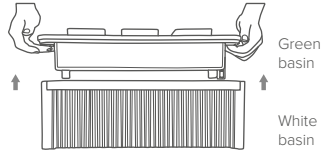
Hydropatch Garden



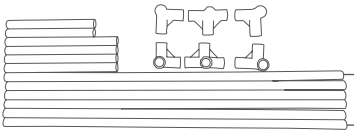
3 x growing pods with vermiculite planting medium, growing cover and foam pad



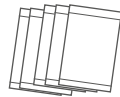
AC Adaptor



Green and white basin

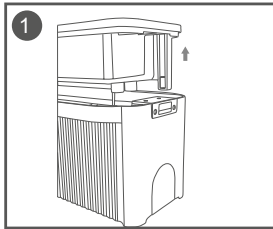


Trellis kit

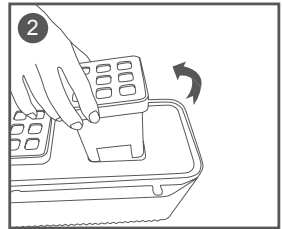


5 x Fertiliser sachets

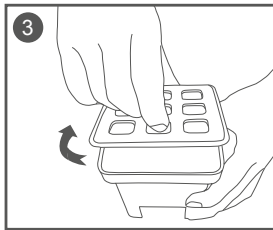
## ASSEMBLY



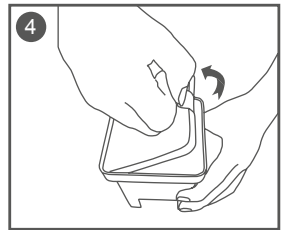
Remove green basin from white basin to access inclusions.



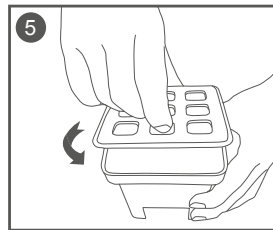
Lift out the growing pods with vermiculite planting medium.




Open the growing cover on the growing pod.



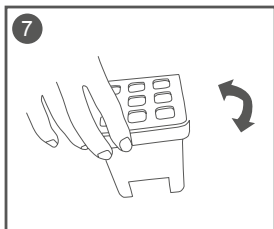
Remove the foam pad on the growing pod and discard the foam pad.



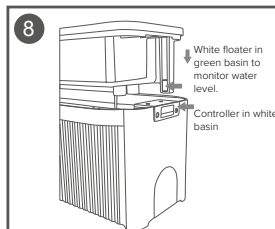
Replace the growing cover back on to the growing pod.



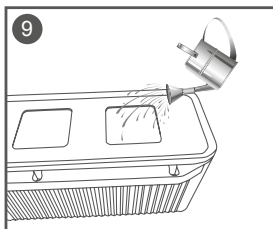
Sow the seeds in the vermiculite planting medium, in the growing pods, by dropping 2 seeds into each grid.



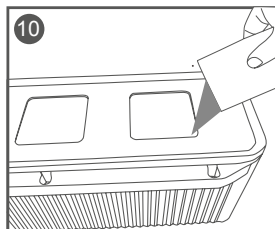
For best results, after you sow the seeds, please shake the growing pod a little to ensure the vermiculite planting medium covers the seeds.



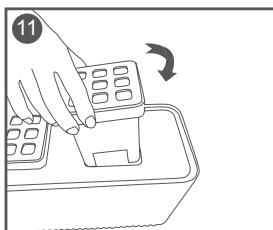
Lower green basin in to the white basin.



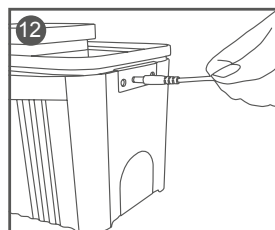
Fill green basin with approx 7.5L of water. Do not fill water directly in to white basin.



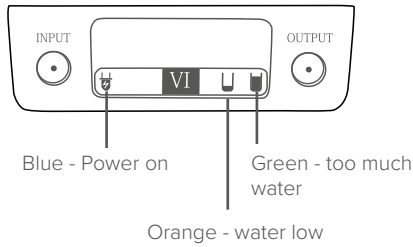
Add one sachet of fertiliser directly in to the water to encourage germination.



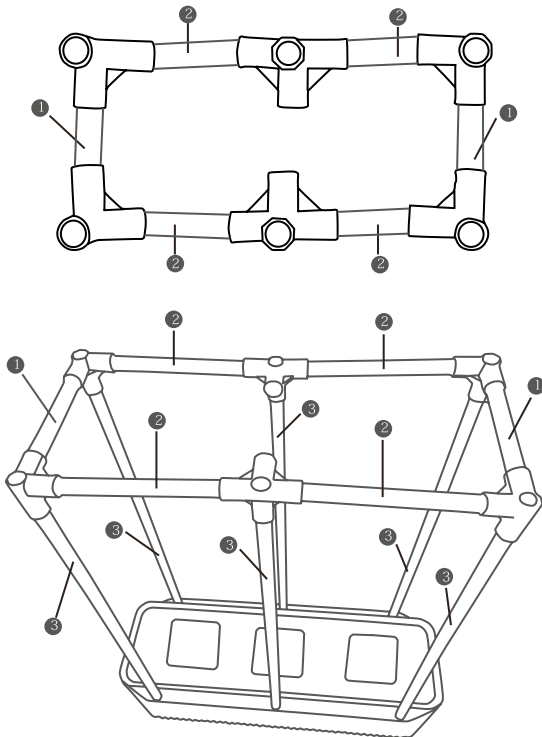
Put growing pods with the vermiculite planting medium and seeds into the basin.



Insert AC Adapter connector into AC jack.



## TRELLIS ASSEMBLY



## RE-USE

- Take out all plants and vermiculite growing medium, clean basin and growing pods.
- Prepare for planting with new vermiculite, planting medium, water soluble fertiliser and seeds.
- Repeat the growing steps

Suitable for garden herbs and salad. Use the trellis for climbing plants for example tomatoes, cucumber and snow peas

## NOTES

- Plants need nutrition, when you fill and refill with water add one sachet of fertiliser into the water which will encourage germination and help the plant to grow.
- Plants need sunshine, move plants that require a lot of sunlight into direct sunlight on a windowsill or position under the hydropatch 600 grow light kit (sold separately).
- The seed germination result is based on the quality of your seeds.
- Supply enough light, air, water, fertiliser and vermiculite planting medium.

### **Soluble Plant Feed 20:20:20 + TE**

#### **SAFETY AND STORAGE INFORMATION**

STORE IN ORIGINAL CONTAINER IN COOL,  
DRY CONDITIONS AWAY FROM CHILDREN  
AND PETS.

WASH HANDS AFTER USE.

PRODUCT HAS UNLIMITED SHELF LIFE.