

STYLISH AND INNOVATIVE GARAGE DOORS





The Stoddart Group prides
itself on supplying and
installing quality, innovative
building products to
Australian homes.

“Just like its name Quick-Fit
suggests ... people are amazed at
how quick it is for us to install.”

John Hasselmeyer General Manager

Our commitment to bring builders and home owners the latest and the best in quality, technology and building smarts, drives us to collaborate with others who share the same passion.

The Stoddart Group is associated with one of Australia's leaders in garage door products and technology.

The revolutionary 'Quick-Fit' garage door is the result of 10,000+ research and development hours. It's been claimed by many as the most significant advancement in the industry since the invention of the garage door. It's stronger and quieter, has more height and is quicker to install!

Even better, it's manufactured in Australia.





Local manufacturing facilities.

A WIN-WIN FOR ALL

At Stoddart, we're always looking to provide value to builders and home owners through cost efficiencies, design capability and enhanced functionality.

With over 30 branches nationally and Australia's most advanced garage door manufacturing plant, we benefit from efficiencies that result in cost savings to our customers. Our company supports Australian made and Australian jobs.

The new 'Quick-Fit' garage door is made from genuine Australian made BlueScope® Steel and is backed by quality control and manufacturing systems, and our large network of highly-trained contractors. This means a premium quality product is produced, delivered and installed – on time, every time.



SUPERIOR IN SO MANY WAYS



Safer hinge system

At the heart of the 'Quick-Fit' garage door is a unique patented 'Pivot Lock' hinge system. This system has the door hinges installed within the door panel in a factory controlled environment.



Stronger

The 'Strong Strut' is fitted to the top and bottom sides of the door panel. This technology creates better load distribution and is fully bonded to the panel creating a system up to 40% stronger than ordinary doors.



Factory quality and performance

The installation of struts and hinges in the factory result in superior quality and performance.



One quiet, 'neat' package

The patent pending 'Tuff Track' and 'Click and Go Track Curve' provide a stronger, quieter door that's more pleasing to the eye and offers greater height to drive through. The door can also be installed more efficiently than other products.

IT'S NOT ONLY QUICK-TO-FIT

The 'Quick-Fit' garage door:

Is:

- Made of 100% genuine BlueScope® Steel
- Finger safe
- Weather safe, weather tight with full height side seals
- Super fast to install.


Has:

- Built in hinge design
- Concealed strut, fully bonded to panel
- Standard head room
- Reinforced track
- Click in spring system.



Finger-Safe

Protect your family with our unique design, preventing fingers from jamming or pinching.



Roller Carrier

The unique roller carrier allows quick and simple installation of door rollers, no metal on metal contact for smoother, quieter operation.



Click and Go

Click and Go track curve means faster installation, super strong and quieter operation, and minimum maintenance.



Tuff Track

Tuff Track is up to 50% stronger than normal tracks and our factory pressed bracket system results in a neat and professional installation.



Pivot Lock

The new pivot lock hinge system is manufactured using the latest in glass reinforced nylons giving extremely high strength to weight ratios whilst delivering a smoother and quieter operating door. Being factory fitted, it allows super fast installation.



Side Weather Seals (Optional)

They extend the full height of the opening and are designed to fill the gap between the wall and door panel.


PREMIER RANGE

BENEFIT FROM THE LOOK AND FUNCTIONALITY

THE MEDITERRANEAN



THE COSMOPOLITAN



THE GEORGIAN



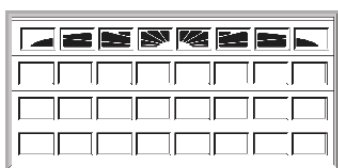
THE REGENCY



REGENCY AND GEORGIAN WINDOW OPTIONS

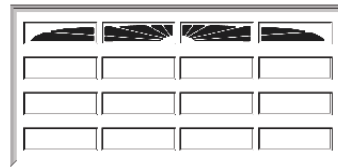
Add a feature while using natural light to be more energy efficient with the inclusion of clear or grey tinted perspex.








REGENCY DOOR (WITH SUNSET WINDOWS)



-  REGENCY DOOR – WATERTON WINDOWS
-  REGENCY DOOR – RUSHTON WINDOWS
-  REGENCY DOOR – SUNRISE WINDOWS
-  REGENCY DOOR – SHERWOOD WINDOWS
-  REGENCY DOOR – STOCKTON WINDOWS
-  REGENCY DOOR – CASCADE WINDOWS
-  REGENCY DOOR – PLAIN WINDOWS

GEORGIAN DOOR (WITH SUNSET WINDOWS)



-  GEORGIAN DOOR – WATERTON WINDOWS
-  GEORGIAN DOOR – RUSHTON WINDOWS
-  GEORGIAN DOOR – SUNRISE WINDOWS
-  GEORGIAN DOOR – SHERWOOD WINDOWS
-  GEORGIAN DOOR – STOCKTON WINDOWS
-  GEORGIAN DOOR – CASCADE WINDOWS
-  GEORGIAN DOOR – PLAIN WINDOWS

TIMBER LOOK RANGE

ADD WARMTH WITH THE NATURAL LOOK OF TIMBER

COLORGRAIN

BlueScope's® Colorgrain is available in Caoba or Native Cedar, for the timber look.

Profiles available:

- Mediterranean
- Cosmopolitan
- Georgian
- Regency



TIMBALOOK

We also have a powder coated finish which has an extremely durable and scratch resistant surface, in 12 different timber look colours.

Profiles available:

- Mediterranean
- Cosmopolitan



Colorbond® Colour Range

ADD A TOUCH OF COLOUR


PREMIER RANGE




PREMIER RANGE OPTION AVAILABLE WITH SURCHARGE



COLORGRAIN



TIMBALOOK



The COLORBOND® steel colour swatches and images shown have been reproduced to represent actual product colours as accurately as possible. However, we recommend checking your chosen colour against an actual sample of the product before purchasing, as varying light conditions and limitations of the printing process may affect colour tones. COLORBOND®, BlueScope®, and ® colour names are registered trade marks of BlueScope Steel Limited.™ colour names are trade marks of BlueScope Steel Limited.™

GIVE YOUR HOME OR NEXT PROJECT STREET APPEAL



Choice

With more than 60 decorator powder coat finishes, 12 different insert options and choice of pattern and design.

Innovative features

Including the nylon hinge system and exclusive track design that provide more head clearance and drive through height.

The use of natural light

Enhances the visual appearance internally and reduces energy usage.

Enhanced safety

With Finger-Safe panel design and exclusive side seal system.

Make a first impression that counts with an architectural garage door.



BUILD YOUR DOOR IN TWO SIMPLE STEPS

1. Choose your frame pattern and colour

Have your choice of frame design spacings and colour from more than 60 powder coat colours. Here are some of the most popular:

Single Insert



Twin Insert 50/50



Triple Insert 33/33/33



Triple Insert 25/50/25



Quad Insert 25/25/25/25



2. Choose your insert from either perspex or polycarbonate

Perspex




Dark Grey



Light Grey



White



Opal

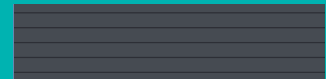


Arctic Ice




Clear

Polycarbonate




Grey Tint



Platinum



Opal



Bronze Tint



Clear



Note: These are a sample of some of the colours available, please review Interpon® Colour Chart for final colour selection

THE QUIET ACHIEVER

Automatically opening and closing the garage door has never been so easy or quiet with Stoddart's high-tech garage door operating system.



Belt Drive

Delivers smooth and quiet movement.

Easy Accessible Controls

Functional, user-friendly and easy to reach.



Remote Opener

To ensure the door is open – ready and waiting – or quickly closed for added security.



Wireless Wall Switch

Can be mounted without the need for expensive wiring and unhooked for remote use.



Release Handle

Ergonomically designed to be easy and comfortable to use.

OPTIONS

Safety Beams

Combine with our auto close feature for safety, security and peace-of-mind. This way, the door won't ever close if an object is in its path or be inadvertently left open.

Digital Wireless Keypad

Access your garage door without having to carry your remote opener.