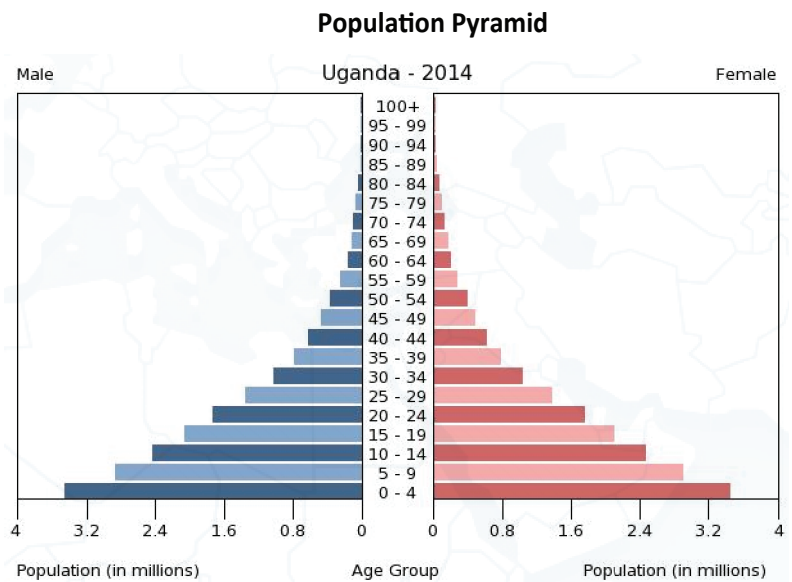




UGANDA: ECD PROFILE

FAST FACTS

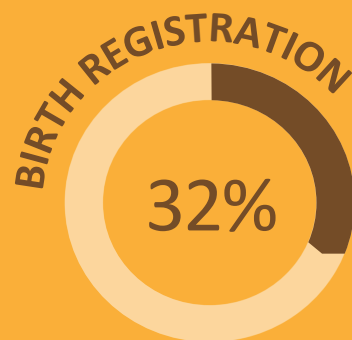
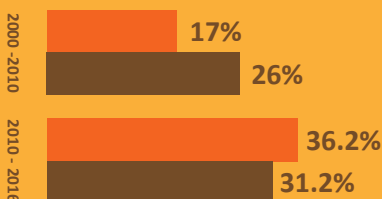
- Total population: 45,853,778²⁰²¹
- GDP growth rate: 3.5%²⁰²¹
- 41% of the population live under the poverty line (1.90 USD).²⁰²¹
- Life expectancy at birth: 63 Yrs.²⁰²²
- Female adult literacy rate: 74.3%*²⁰¹⁹
- Capital city: Kampala



Data source: CIA World Factbook 2016

CHILD PROTECTION

Birth registration: Disparities by household Wealth (2000-2016)



(2021)

NUMBER OF ORPHANED CHILDREN

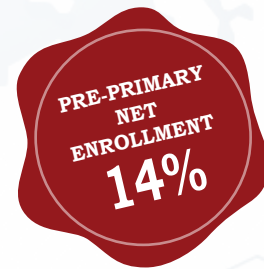
2,480,000

EARLY LEARNING

NATIONAL?

PARENTING PROGRAMME

NO



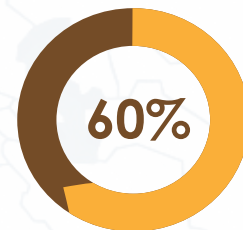
(2017)

PUPIL TEACHER RATIO

22:1

(2017)

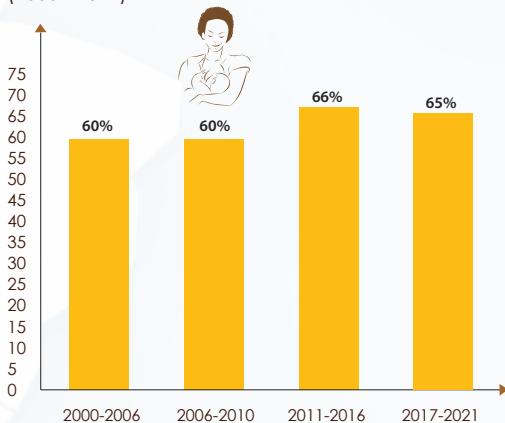
Trained ECD Teachers




(2017)

CHILD & MATERNAL NUTRITION

Nutrition: Exclusive Breast feeding under 6 Months (2000 - 2021)



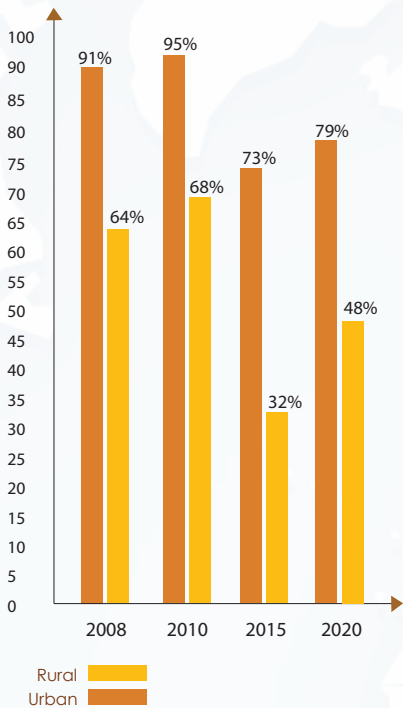
Stunting Prevalence



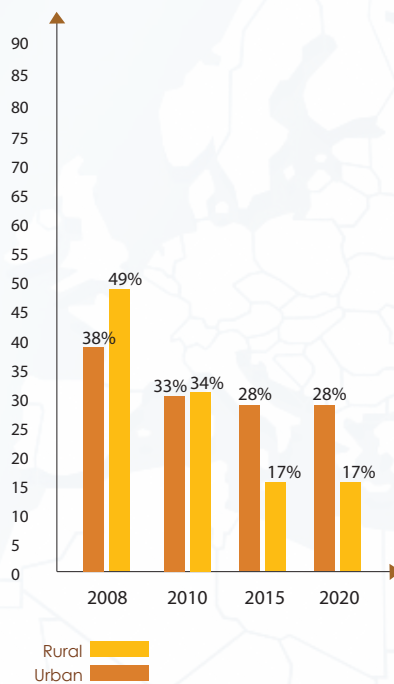
(Stunted Children = Stunted Economies) (2020)

CHILD & MATERNAL HEALTH

Use of basic drinking water services

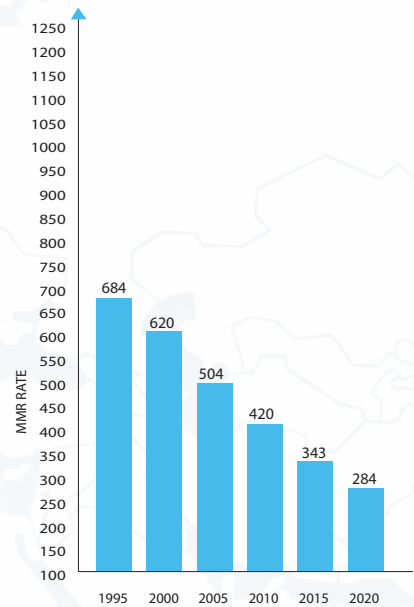


Use of basic sanitation services

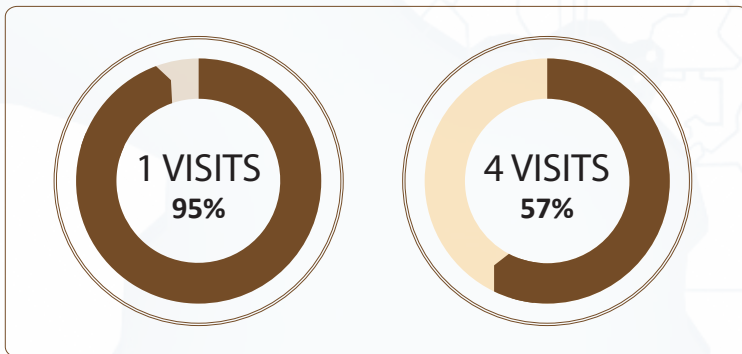


Maternal mortality ratio (reported 1995 - 2020)

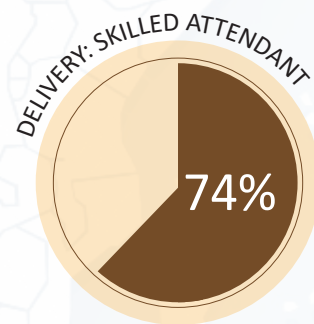
Maternal Deaths per 100,000 live births



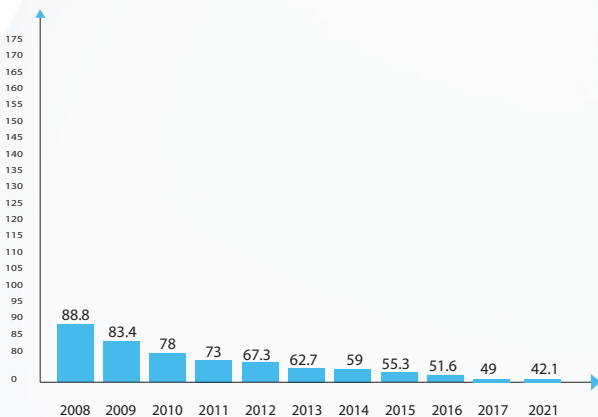
Antenatal Care Visits (2021)



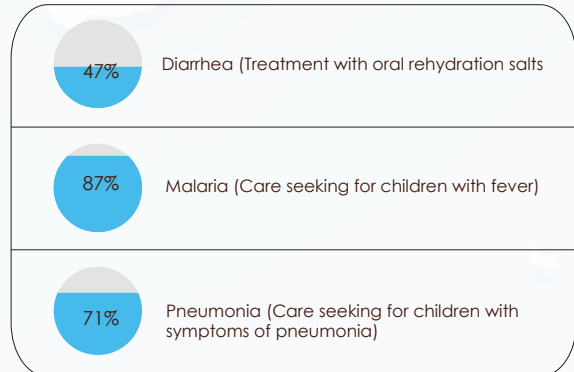
Maternal health: Delivery Care (2021)



Under five mortality rate (2008 - 2021)



Health Seeking Behaviour



Data source: SOWC 2021