

WISE OWL TRUST



Together Everyone Achieves More



Wise Owl Wellbeing Activities



1. **PE with Joe Wicks** (every weekday 9:00 – 9:30)

<https://youtu.be/sX05HHni9Wk>

2. **Cosmic Kids Yoga Spider Power**

<https://youtu.be/fnO-IGEMOXk>

3. **Mindfulness**

Can you complete this activity?

Find something with a strong and pleasant scent e.g. lavender or orange peel and place it close to your nose.

Try to concentrate just on the smell for a whole minute.





READING

Together Everyone Achieves More



You will learn to..



Reading 40-60 months

- Hears and says the initial sound in words.
- Can segment the sounds in simple words and blend them together and knows which letters represent some of them.
- Links sounds to letters, naming and sounding the letters of the alphabet.

Reading 30-50 months

- Shows awareness of rhyme and alliteration.

Phonics Activity



RWI Phonics Set 1 Speed Sounds

Join in with the Set 1 Speed Sounds session every morning at 9.30am.

Today's sound of the day is m.

It is a **stretchy** sound - mmmmmmm.

Can you think of any words that begin with m?

E.g. mouse, mountain, mirror, moon



Practise handwriting

Mouse, mountain, mountain



Phonics Activity



Fred Talk

Read the following **green words** to your child using Fred Talk (saying the sounds). Your child should blend the sounds to tell you the word. E.g. adult - "c a t", child - "cat"

map

mum

mop

mat

man

This time it is your child's turn to do the Fred Talk! Give them one of the words and ask them to Fred Talk the word (tell you the sounds). It is important that children can do this orally before they begin to read and write the sounds. E.g. adult - "cat", child - "c a t"

Encourage your child to count the sounds on their fingers as they go and then repeat it back to them also counting each sound on one finger. Ask questions such as 'how many sounds were in that word?' and 'what was the initial sound (the first sound) of that word?'

Phonics Activity



★ Can you remember the name of today's sound?

m

Is it a stretchy or bouncy sound?

mmmmmmmmmm = stretchy

★★ Can you use the RWI letter formation rhymes to practise writing the sound you have learnt?

m - Maisie, mountain, mountain

★★★ Can you read these green words? Remember to use Fred Talk!

mat

mum

mop

Together Everyone Achieves More
map man



Help for my Grown Up



RWI Phonics Set 1 Speed Sounds

Every weekday at 9.30am

<https://youtu.be/AkCvr7oosTo>

Phonics for parents How to say the sounds

<https://youtu.be/TkXcabDUg7Q>

Stretchy/bouncy sounds We use these terms when talking about how to say the sounds. Stretchy sounds are long sounds, e.g. ssssss or mmmm. Bouncy sounds are shorter, e.g. b b b or c c c.

Fred Talk We use the term Fred Talk to mean reading (blending) the sounds in a word to read that word. So cat is c-a-t. Use your fingers to count the sounds as you go.

Green Words are words that can be read by using Fred Talk.











Red Words are words that cannot be sounded out and need to be learnt by sight.

Together Everyone Achieves More





Help for my Grown Up

 <p>a</p>	 <p>b</p>	 <p>c</p>	 <p>d</p>	 <p>e</p>	 <p>f</p>		
Around the apple and down the leaf.	Down the laces to the heel and around the toe.	Curl around the caterpillar.	Around the dinosaurs bottom, up his tall neck & down to his toes.	Lift off the top and scoop out the egg.	Down the stem and draw the leaves.		
 <p>g</p>	 <p>h</p>	 <p>i</p>	 <p>j</p>	 <p>k</p>	 <p>l</p>		
Around the girls face, down her hair and give her a curl.	Down the head, to his hooves and over his back.	Down the body and dot for the head.	Down his body, curl, dot for his head.	Down the kangaroo's body tail and leg.	Down the long leg.		
 <p>m</p>	 <p>n</p>	 <p>o</p>	 <p>p</p>	 <p>qu</p>	 <p>r</p>		
Down Maisie, mountain, mountain.	Down Nobby and over his net.	All around the orange.	Down the pirates plait and around his face.	Round her head, up past her earring, down her hair, and flick.	Down the robots back and curl over his arm.		
 <p>s</p>	 <p>t</p>	 <p>u</p>	 <p>v</p>	 <p>w</p>	 <p>x</p>	 <p>y</p>	 <p>z</p>
Slither down the snake.	Down the tower, across the tower.	Down and under, up to the top and draw the puddle.	Down a wing, up a wing.	Down, up, down, up.	Down the arm and leg, repeat the other side.	Down a horn, up a horn and under head.	Zig-zag-zig.

Don't forget to hold your pencil properly and use the correct letter formation when you are writing.



Together Everyone Achieves More





WRITING

Together Everyone Achieves More



You will learn to..



Writing 40-60 months

- Gives meaning to marks they make as they draw, write and paint.
- Hears and says the initial sound in words

Moving and handling 40-60 months

- Begins to form recognisable letters.
- Begins to use anticlockwise movement and retrace vertical lines.

Moving and handling 30-50 months

- Holds pencil near point between first two fingers and thumb and uses it with good control.
- Can copy some letters, e.g. letters from their name.

Writing Activity



Our topic for this half term is 'We are super!'.

What makes you super? Tell a grown up your ideas.

- ★ Draw yourself as a superhero or another super character!
- ★★ Draw yourself as a superhero! Give yourself a superhero name. Can you use initial sounds to label your drawing with the reasons that you are super. E.g. kind - k, friendly - f etc
- ★★★ Draw yourself as a superhero! Can you use Fred Talk to label your drawing with the reasons that you are super. E.g. fun - f-u-n,

Don't forget to use the RWI letter formation and write your name on your work!

Help for my Grown Up



Princess

clever brave graceful

kind happy



regal fair gentle

Prince

brave bold

strong clever

charming handsome



Fairy Godmother

generous nice helpful

fair kind

wise good

magic





Help for my Grown Up

<p>a</p>	<p>b</p>	<p>c</p>	<p>d</p>	<p>e</p>	<p>f</p>		
<p>Around the apple and down the leaf.</p>	<p>Down the laces to the heel and around the toe.</p>	<p>Curl around the caterpillar.</p>	<p>Around the dinosaurs bottom, up his tall neck & down to his toes.</p>	<p>Lift off the top and scoop out the egg.</p>	<p>Down the stem and draw the leaves.</p>		
<p>g</p>	<p>h</p>	<p>i</p>	<p>j</p>	<p>k</p>	<p>l</p>		
<p>Around the girls face, down her hair and give her a curl.</p>	<p>Down the head, to his hooves and over his back.</p>	<p>Down the body and dot for the head.</p>	<p>Down his body, curl, dot for his head.</p>	<p>Down the kangaroo's body tail and leg.</p>	<p>Down the long leg.</p>		
<p>m</p>	<p>n</p>	<p>o</p>	<p>p</p>	<p>qu</p>	<p>r</p>		
<p>Down Maisie, mountain, mountain.</p>	<p>Down Nobby and over his net.</p>	<p>All around the orange.</p>	<p>Down the pirates plait and around his face.</p>	<p>Round her head, up past her earring, down her hair, and flick.</p>	<p>Down the robots back and curl over his arm.</p>		
<p>s</p>	<p>t</p>	<p>u</p>	<p>v</p>	<p>w</p>	<p>x</p>	<p>y</p>	<p>z</p>
<p>Slither down the snake.</p>	<p>Down the tower, across the tower.</p>	<p>Down and under, up to the top and draw the puddle.</p>	<p>Down a wing, up a wing.</p>	<p>Down, up, down, up.</p>	<p>Down the arm and leg, repeat the other side.</p>	<p>Down a horn, up a horn and under head.</p>	<p>Zig-zag-zig.</p>

Don't forget to hold your pencil properly and use the correct letter formation when you are writing.



Together Everyone Achieves More





MATHS

Together Everyone Achieves More



You will learn to..



Number 40-60 months

- Recognises numerals 1 to 5.
- Counts up to three or four objects by saying one number name for each item.
- Counts actions or objects which cannot be moved.
- Counts objects to 10, and beginning to count beyond 10.
- Counts out up to six objects from a larger group.

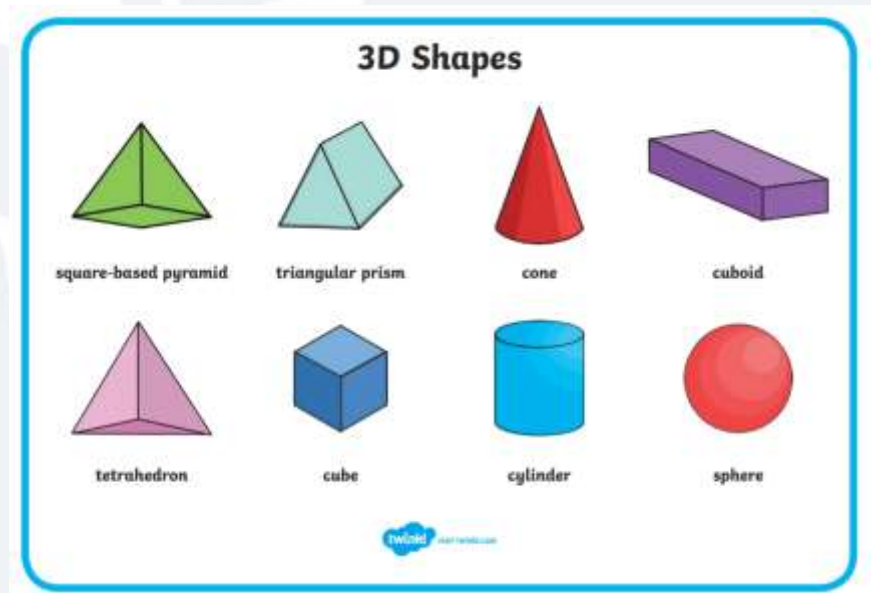
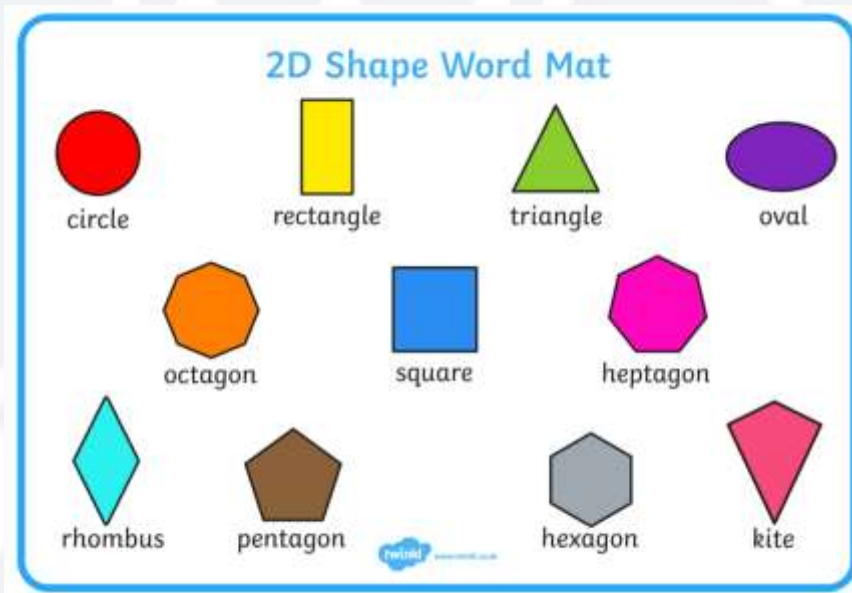
Number 30-50 months

- Recites numbers in order to 10.
- Knows that numbers identify how many objects are in a set.
- Beginning to represent numbers using fingers, marks on paper or pictures.
- Sometimes matches numeral and quantity correctly.

Every day...



- Practise counting to 20 (and beyond!)
- Practise counting backwards from 10
- Practise recognising different 2D (flat) and 3D (solid) shapes and numbers












Together Everyone Achieves More



Maths Activity



★ Can you accurately count the superheroes below? Can you write the correct number for each one?

	<input type="text"/>
	<input type="text"/>
	<input type="text"/>
	<input type="text"/>
	<input type="text"/>
	<input type="text"/>
	<input type="text"/>
	<input type="text"/>
	<input type="text"/>

Maths Activity



★★ Can you accurately count the superheroes below? Can you write the correct number for each one? Count carefully - this includes numbers to 20!

The counting activities are as follows:

- Red superheroes: 2 rows of 10 figures each. Total: 20. Circle:
- Green superheroes: 2 rows of 5 figures each. Total: 10. Circle:
- Blue superheroes: 2 rows of 8 figures each. Total: 16. Circle:
- Blue and red superheroes: 2 rows of 7 figures each. Total: 14. Circle:
- Black superheroes: 2 rows of 10 figures each. Total: 20. Circle:

Maths Activity



★★★ Can you find the missing numbers? Write them in your home learning book.

	1	*	3	4	*	*	7	8	*	10	
	11	12	*	*	15	16	*	18	*	20	

	1	2	*	*	5	*	7	*	9	*	
	*	12	13	14	*	16	17	*	19	*	

	*	2	3	*	5	*	7	*	9	10	
	*	*	13	14	*	16	17	18	19	*	











Together Everyone Achieves More



Maths Activity



★★★ Can you answer these addition questions? Write the answers in your home learning book. An extra challenge - can you write the number sentence for each one? E.g. The first one would be $2 + 1 = 3$

	+		=	<input type="text"/>
	+		=	<input type="text"/>
	+		=	<input type="text"/>
	+		=	<input type="text"/>
	+		=	<input type="text"/>

Help for my Grown Up



Encourage your child to count one object at a time to ensure they are counting accurately. They can use their finger to help them.

If they are finding it difficult, give them the same number of objects to count. This could be anything, e.g. coins, pasta etc.

1	2	3	4	5	6	7	8	9	10	11	12	13	14	15	16	17	18	19	20
---	---	---	---	---	---	---	---	---	----	----	----	----	----	----	----	----	----	----	----



RESPECT

Together Everyone Achieves More



You will learn to..



People and communities 40-60 months

- Enjoys joining in with family customs and routines.

People and communities 30-50 months

- Shows interest in the lives of people who are familiar to them.
- Recognises and describes special times or events for family or friends.

Writing 40-60 months

- Gives meaning to marks they make as they draw, write and paint.
- Hears and says the initial sound in words

Moving and handling 40-60 months

- Begins to form recognisable letters.
- Begins to use anticlockwise movement and retrace vertical lines.

Moving and handling 30-50 months

- Holds pencil near point between first two fingers and thumb and uses it with good control.
- Can copy some letters, e.g. letters from their name.

Respect Activity



Super Powers



Ask your family what super power they would choose if they were a superhero. You could also phone a grandparent or friend to ask them! MAke sure you speak in sentences.



Join together and act out your super powers! You could play super power charades (act out a super power for everyone else to guess).



Draw and label some of their ideas. Don't forget to use Fred Talk!

Help for my Grown Up



SUPERHERO WORD MAT



superhero



costume



transform



fire



ice



fast



strong



x-ray
vision



flying



lightning



invisibility



boots



mask



sidekick



cape



Free Online Learning



- www.youtube.com/playlist?list=PLDe74j1F52zQ24vACH9z4zO53N JCYIS
RWI phonics lessons
Set 1 Speed Sounds at 9.30 am and again at 12.30 pm
Set 2 Speed Sounds at 10.00 am and again at 1.00 pm
Set 3 Speed Sounds at 10.30 am and again at 1.30 pm
- www.phonicsplay.co.uk - username: march20 password: home
- www.whiterosemaths.com
- www.themathsfactor.com
- www.mathplayground.com
- www.topmarks.co.uk
- www.oxfordowl.co.uk
- stories.audible.com/discovery - free audio books
- www.twinkl.co.uk - currently free access to lots of games, lessons and learning across all subjects
- www.discoveryeducation.co.uk - Username - student22133 Password: oldhall
- www.youtube.com/maddiemoate - Science weekdays at 11am