


139 Years of Fun!

Dawes County Fair

July 25-August 1, 2025



See Pages 28-29 for Schedule of Events
See Page 29 for Wrist Band Information

FREE

by Tinley Lesmeister

Welcome to the 2025 Dawes County Fair

Thanks for being part of the 139th Dawes County Fair

We encourage you to thank and support the advertisers, businesses, & individuals within this book, and the 2025 Open Class, DC Youth Rodeo, & Fair Sponsors.

They all have made this year's Fair Book possible!

Schedule of Events: 28-29

	Page		
Dawes County Agricultural Society Officers	3	Communications & Expressive Arts	22-25
Rules and Regulations	3	Communications	22
Ribbons, Points and Values	3	Heritage	23
Open Class	3-11	Photography	23-25
Class CF Children's Fair	3-4	Consumer & Family Sciences	25-34
Class A Poultry and Small Animals	4	Clothing	25-27
Class B Agriculture	4	Consumer Management	30
Class C Garden & Orchard	4-5	Fashion Show	30-31
Class D Floral Shoppe	5	Home Design & Restoration	31-32
Class DX Flower Show	5-6	Visual Arts	32
Class E Pantry	6-8	Human Development	32-33
Class F Textile Arts – Household	8	Leather	33
Class FX Textile Arts – Quilts	8	Quilt Quest	33-34
Class G Textile Arts – Clothing	8-9	Environmental Ed & Earth Sciences	34-39
Class H Craft Shoppe	9-10	Conservation & Wildlife	34-36
Class I Photograph	10-11	Entomology	37
Class J The Arts Gallery	11	Forestry	37-39
Class K Library	11	Healthy Life Styles	39-42
Class L Antiques	11	Creative Chefs Silent Auction & Live Cake Auction	39
Class N Welding	11	Creatively Decorated Cakes	39
Dawes County 4-H Youth Program	12-53	Nutrition, Foods, & Food Preservation	39-41
General 4-H Rules	12-13	Safety	42
Animal Science	13-22	Leadership & Citizenship	42-43
Beef	15-16	Citizenship	42-43
Cat	16	Entrepreneurship	43
Companion Animal	16-17	Plant Science	43-47
Dairy Cattle	17	Crops & Range (Agronomy)	43-45
Dog	17	Horticulture	45-47
Exotic Livestock	17-18	Science, Technology, Engineering, Mathematics (STEM)	47-52
Horse	18	Aerospace, Computers, Robotics, Electricity, Wood Science, Welding	47-52
Dairy Goat	18-19	Veterinary Science	52
Meat Goat	19-20	Department H	52
Poultry	20-21	Clover Kids	52-53
Rabbit	21	Department J	53
Sheep	21-22	2025 Fair Sponsors	54-56
Swine	22		
Best Dressed Animal	22		

2025 DAWES COUNTY AGRICULTURAL SOCIETY OFFICERS		
President	Neal Soester	
Vice President	Casey Schuhmacher	
Secretary	Brooke Keim	
Treasurer	Crystal Brunsch	

BOARD MEMBER SINCE:		
2024	Corey Carnahan	308-430-0462
2020	Georgia Kahl	308-665-5365
2020	Cooper Cogdill	308-430-3473
2019	Crystal Brunsch	605-454-1034
2019	Casey Schuhmacher	308-430-4346
2018	Jodi Reitz	308-430-2560
2018	Neal Soester	308-672-8675
2012	Brooke Keim	308-430-3163
1997	Dan Rhembrandt	

Buildings and Groundskeeper: Brooke Keim

NORTH PANHANDLE NEBRASKA EXTENSION: Melissa Mracek, Ashley Ahrens, Chelsey Scherbarth

4-H Extension Assistant Dawes County: Melissa Mracek

OPEN CLASS SUPERVISORS: Brooke Keim, Jodi Reitz, Crystal Brunsch

OPEN CLASS SUPERINTENDENTS/HELPERS:	
Small Animals	Melissa Nicholson, Connie Moore
Entry	Mary Letcher, Dina Connell
Agriculture & Horticulture	Laura Hagman, Barb Bernard
Pantry	Brooke Keim
Textile Arts (Needlework)	Carol Connell, Charla Shipley
Quilt Show	Melissa Cullan, Alicia Felton
Craft Shoppe	Lue Jensen, Janice German
Studio (Photography)	Camie Johnson, Shelly Murdock
Library and Arts Gallery	Crystal Brunsch, Angel Lindsey
Children’s Fair	Dina Connell
School Art	Dina Connell
Decorations Fair Theme	Dawes County Fair Board
Entry Area Decorations	Brooke Keim, Crystal Brunsch, Jodi Reitz
Open Class Fair Display	Brooke Keim, Crystal Brunsch, Jodi Reitz,

RULES AND REGULATIONS
SECURITY:

1. The Dawes County Agricultural Society will exercise the greatest possible care to protect the patrons of the Fair, but each individual will be held responsible for his or her own actions, and the Agricultural Society **WILL NOT BE RESPONSIBLE FOR ANY INJURY.**
2. Ag Society, Superintendents, and other Fair volunteers will be available during the day.
3. **DISCLAIMER OF RESPONSIBILITY FOR EXHIBITS AT FAIR** “All exhibits at the Dawes County Fair are entered and displayed at the risk of the exhibitors. The volunteers, in cooperation with the Board, accept exhibits and will exercise due care to protect them. However, the volunteers and the Dawes County Ag Society (Fair Board) cannot accept responsibility for loss or damage due to the conditions imposed by large crowds, the arrangement of the buildings in which displays are housed and the great number of exhibits. Exhibits of great sentimental and/or monetary value should be carefully considered before exposing them to the hazards of the Fair.” While the greatest possible care will be exercised by the management to protect patrons of the Fair, each individual will be held personally responsible for any injury.

EXHIBITS:

4. Open Class entry sheets and Fair Books will be available at the Dawes County Cooperative Extension one month before the Fair. All rules and guidelines concerning exhibits are to assist the

- exhibitor in preparing and entering the exhibit. All exhibits must be prepared to hang.
5. Each class in Open Class requires a separate entry form.
 6. Exhibits are to be entered with the class Superintendent on the appropriate entry day. Superintendents have complete responsibility in entering, arranging, and management of exhibits and displays.
 7. Entry tags must be attached to each exhibit and must include exhibitor number, class, lot, and entry number for that entry. **ALL EXHIBITS MUST BE PREPARED FOR HANGING.**
 8. Each exhibit must be owned by and/or made by the exhibitor. **Exception:** *Exhibits may be entered in honor or memory of another but should be duly noted upon entering.*
 9. Exhibits may be original, from kits or patterns, or any variation of these unless specifically stated in the guidelines of that department.
 10. Exhibits may be entered only once for competition at the Dawes County Fair. It may be presented for display only at a later Fair.
 11. There are no restrictions on who may enter at the Dawes County Fair.
 12. Exhibits are open to the public following judging and arranging.
 13. Judges are selected for their professional and/or expert knowledge and experience in their fields. The judges’ decisions are final. Each entry will be judged on its own merits. Comparison between exhibits will be made only upon selection of Best of Show.
 14. Exhibits will be judged according to age:

C. Children’s Fair/Clover Kids	(Yellow)
J. Junior Ages 8-10	(Red)
I. Intermediate ages 11-13	(Blue)
S. Senior ages 14-19	(Green)
A. Adults ages 20-up	(Orange)
P. Professional	(Purple)

Please Note: If you are a Professional (Sell your item) in any group please let the Superintendent know.
 15. Premium money will be paid during **Check-Out only, August 2, 9 a.m. to 12 p.m.** No Exception will be made. If exhibitors are unable to pick up entries at check-out time the Dawes County Fair Board is not responsible for lost entries or premium money.
 16. Dawes County Ag Society and Open Class Judges decisions are final.
 17. Anyone caught tampering with judges final ribbon placement or entire forms will be banned from Dawes County Fair Open Class and disqualified.
- PROTEST COMMITTEE:**
- (Open Class) The respective Superintendent has the authority to make appropriate decisions based on the Dawes County Fair Premium Book. When needed, a committee shall be appointed to serve as a protest review group. They will meet when needed to act upon concerns.
- A. All protests must be submitted in writing and signed.
 - B. The written protest must be submitted to the Dawes County Ag Society (Fair Board) and must include: Names of persons involved; Nature of concerns; Situation and documentation; Recommendation for correction; Specific action, rule, etc., in question; additional persons the committee may contact for further clarification; and Procedures and/or steps carried out by person involved prior to submission of the protest
 - C. The committee will review the written protest. They may discuss the situation with the affected person and show officials. Recommendations will be developed, followed, and communicated both verbally and in writing to the group or individual affected.
 - D. In cases of protest the exhibitor may be allowed to show, but results of showing are subject to change based on the outcome of the protest process. This allows for smooth operation of the show and facilitates appropriate processing.
 - E. The Ag Society reserves the right to withhold premium and/or award. The exhibitor may be excluded from the show if action warrants.
 - F. Protest will not be accepted after the exhibit is released.

SUBSTANCE ABUSE:

Use or possession of **ANY** alcoholic beverages or drugs (except for medical purposes) by any exhibitor who is participating in 4-H or Open Class at the Dawes County Fair will result in immediate disqualification of that exhibitor’s entry. Use of alcohol or drugs by **ANYONE** is prohibited on the Dawes County Fairgrounds **EXCEPT** for designated area.

CLASS E PANTRY RIBBONS, POINTS, AND VALUES:

Points will be given for each ribbon received in OPEN CLASS. Exhibitors accumulating the greatest number of points in each of the following classes will be awarded \$5.00 from the Dawes County Ag Society.

POULTRY AND SMALL ANIMALS, The STUDIO/ PHOTOGRAPHY, FINE ART GALLERY, FINE NEEDLE, ANTIQUES, WELDING, AGRICULTURE/HORTICULTURE, PANTRY, LIBRARY, CRAFT SHOPPE

Each ribbon in Open Class will have the following monetary values unless otherwise stated. (*Ribbon, Points, Description, Value*)

Best of Show Medallion, 5 Points, Best of Show, \$3.50

Large Purple, 5 Points, Grand Champion, \$3.00

Large Light Purple, 5 Points, Reserve Champion, \$2.50

Purple, 4 Points, Outstanding Exhibit, \$2.00

Blue, 3 Points, Excellent Exhibit, \$1.50

Red, 2 Points, Good Exhibit, \$1.00

White, 1 Point, Exhibit Needs Work, \$0.75

- OPEN CLASS**
CLASS CF
CHILDREN’S FAIR HENKENS ROBERTS BUILDING
Superintendent: Dina Connell
- ENTRIES RECEIVED:** Friday, July 25, 9 a.m.-1 p.m. **CHECK OUT:** Friday, August 1, 9 a.m.-12 p.m.
- All children ages 1-7 can enter exhibits in this class. All entries must be made, owned, or collected by the exhibitor.
- PREMIUM:** Each entry will receive \$0.25
- LOT A – DAWES COUNTY FAIR HISTORY**
1. MOST UNUSUAL
 2. MY FAVORITE
 3. WOODEN
 4. PLASTIC
 5. OTHER
- LOT B – GARDEN AND YARD**
1. FAVORITE VEGETABLE
 2. BLUE OR GOLD
 3. PET ROCK (may be decorated)
 4. OTHER
- LOT C – THE LITTLE KITCHEN**
- These exhibits must be made without cooking.
1. DECORATED PRETZELS
 2. VEGETABLE CRITTERS
 3. CRACKER CRITTER
 4. OTHER
- LOT D – ART CLASS**
1. MODELS
 2. CRAYON ART
 3. CLAY
 4. DRAWING
 5. FINGERPAINT
 6. WATER COLOR
 7. FOAM ART
 8. MOBILE
 9. BEADWORK
 10. JEWELRY
 11. NEEDLES AND THREAD (Using shoestring, paper etc.)
 12. OTHER
- LOT E – PHOTOGRAPHY**
- PHOTO ACTUALLY TAKEN BY CHILD—MUST BE mounted on construction paper; otherwise nicely displayed.
1. MY FAVORITE FARM ANIMAL
 2. GRANDPA AND/OR GRANDMA
 3. MY FAMILY
 4. MY HOUSE
 5. LANDSCAPE

- 6. NATURE
 - 7. OTHER
- LOT F – READING AND WRITING**
- 1. FAVORITE BOOK TO READ
 - 2. MY VERY OWN STORY (WRITTEN BY ME)
 - 3. MY FAVORITE SONG (ON TAPE OR IN PERSON)
 - 4. OTHER

CLASS A
POULTRY & SMALL ANIMALS

Superintendents: Melissa Nicholson, Samantha Johns,
Connie Moore

PLEASE NOTE: All Open Class animals need to be registered with the Extension Office by July 1!!

ENTRIES RECEIVED: Tuesday, July 29, 8 a.m., Show Barn
CHECK OUT: Saturday, August 2, 9 a.m.-12 p.m.

DO NOT list Open Class entries on 4-H entry forms. Open Class forms will be available at the Extension Office. All poultry shown shall have been the property of the exhibitor at least 90 days prior to the opening of the FAIR. Please include the animal’s age on the entry tag. All poultry may be tested during the week of the Fair. Cats may be taken home after being judged.

EXHIBITORS are responsible for full care of all entries. **LIMIT OF 12** cages or pens **PER EXHIBITOR**

LOT 1 – CHICKENS EACH BREED

- 1. COCK: OVER ONE YEAR
- 2. COCKEREL: UNDER ONE YEAR
- 3. HEN: OVER ONE YEAR
- 4. PULLET: UNDER ONE YEAR
- 5. PEN: 1 MALE & 2 FEMALES
- 6. CHICKS

LOT 2 – DUCKS EACH BREED

- 1. DRAKE: OVER ONE YEAR
- 2. DRAKE: UNDER ON YEAR
- 3. HEN: OVER ONE YEAR
- 4. HEN: UNDER ONE YEAR
- 5. DUCKLINGS

LOT 3 – GEESE EACH BREED

- 1. GANDER: OVER ONE YEAR
- 2. GANDER: UNDER ONE YEAR
- 3. HEN: OVER ONE YEAR
- 4. HEN: UNDER ONE YEAR
- 5. GOSLINGS

LOT 4 – TURKEYS EACH BREED

- 1. AGED TOM: OVER ONE YEAR
- 2. YOUNG TOM: UNDER ONE YEAR
- 3. AGED HEN: OVER ONE YEAR
- 4. YOUNG HEN: UNDER ONE YEAR
- 5. BABY TURKEYS

LOT 5 – OTHER POULTRY

- 1. BANTAM: PAIR
- 2. BANTAM: UNDER ONE YEAR
- 3. BANTAM: OVER ONE YEAR
- 4. GUINEAS: PAIR, EACH BREED
- 5. PIGEON: HEN
- 6. PIGEON: MALE
- 7. PEACOCKS: PAIR
- 8. CHICKS
- 9. OTHER

LOT 6 – RABBITS EACH BREED COMPETING

- 1. SENIOR BUCK: EACH BREED
- 2. JUNIOR BUCK: EACH BREED
- 3. SENIOR DOE: EACH BREED
- 4. JUNIOR DOE - EACH BREED
- 5. DOE WITH KINDLED LITTER

LOT 7 – CATS

Must be vaccinated for Distemper and Rabies; show certificate for vaccination.

- 1. KITTENS
- 2. FEMALE
- 3. MALE

LOT 8 – COMPANION ANIMALS

ENTRIES RECEIVED: Tuesday, July 29, 8 a.m., Vetter Building.
Animals must be registered with the Extension Office by July 1!

Animals must be in an appropriate viewing cage, with clean water, food, toys, etc. **CHECK OUT:** Saturday, August 2, 9 a.m.-12 p.m.

- 1. GUINEA PIGS
- 2. HAMSTER
- 3. TURTLE
- 4. LIZARD
- 5. RAT
- 6. MOUSE
- 7. INSECT
- 8. ARACHNID
- 9. REPTILE
- 10. OTHER

CLASS B
AGRICULTURE

Superintendents: Laura Hagman, Barb Bernard

ENTRIES RECEIVED: Friday, July 25, 9 a.m.-1 p.m. Judging will begin Friday at 2 p.m. **CHECK OUT:** Friday, August 1, 9 a.m.-12 p.m.

No Noxious Weeds, Toxic Weeds or Illegal Plants may be Exhibited at the Dawes County Fair.

LOT 1 – ANY THRESHED GRAIN

Must fill a 2-quart container for display and may be placed in large clear containers by the Superintendent.

- 1. ALFALFA SEED
- 2. BARLEY SPRING
- 3. BEANS WHITE, NAVY, PINTO
- 4. BROME GRASS
- 5. CANE BLACK OR RED
- 6. CLOVER SWEET
- 7. MILLET
- 8. FIELD PEAS
- 9. INTERMEDIATE WHEATGRASS (STATE VARIETY)
- 10. CRESTED WHEATGRASS (STATE VARIETY)
- 11. OATS (VARIETY)
- 12. RYE WINTER
- 13. WHEAT WINTER (VARIETY)
- 14. OTHER

LOT 2 – CORN

Sample to contain 5 ears grown in the past year.

- 1. DENT
- 2. FLINT RAINBOW
- 3. POPCORN WHITE, YELLOW
- 4. SWEET CORN

LOT 3 – STALK DISPLAY

Four stalks unless otherwise stated

- 1. CASTOR BEANS ONE
- 2. CANE BLACK OR RED
- 3. SORGHUM FORAGE
- 4. DENT
- 5. HYBRID CORN
- 6. FLINT RAINBOW
- 7. SORGHUM GRAIN
- 8. POPCORN YELLOW OR WHITE
- 9. SUDAN SORGHUM
- 10. SUNFLOWER ONE (DOMESTIC)
- 11. SWEET CORN
- 12. TALLEST CORN STALK ONE
- 13. OTHER

LOT 4 – SHEAF DISPLAY

Two (2) inches in diameter where tied.

- 1. ALFALFA
- 2. ALFALFA - SHOWING SEED
- 3. BARLEY
- 4. BLUE GRASS
- 5. BROME GRASS
- 6. CLOVER NATIVE
- 7. CLOVER WHITE, SHOWING BLOOM
- 8. CLOVER - YELLOW, SHOWING BLOOM
- 9. MILLET - FORAGE
- 10. MILLET - GRAIN
- 11. FIELD PEAS
- 12. RYE - WINTER
- 13. OATS

- 14. SAFFLOWER
- 15. SORGHUM
- 16. SUDAN GRASS
- 17. TIMOTHY
- 18. WHEAT GRASS - NATIVE
- 19. WHEAT GRASS - CRESTED
- 20. WHEAT - GRASS INTERMEDIATE
- 21. WHEAT - WINTER
- 22. BIG/SAND BLUESTEM
- 23. LITTLE BLUESTEM
- 24. INDIAN GRASS
- 25. SWITCHGRASS

26. OTHER NATIVE GRASS (*The following collections should be mounted on a board of not more than 24x28 inches, one inch diameter at a point of tying for tame and wild grass collections.*)

A. Tame Grass Collection not less than 4 or more than 8 varieties, separate from above.

B. Native Grass Collection not less than 10 varieties, in mounted display.

LOT 5 – HERBS

Bind in small bunches (up to 3”) with string to be displayed on the wall at the Fair.

- 1. OREGANO
- 2. THYME
- 3. SAGE
- 4. BASIL
- 5. CATNIP
- 6. MINT
- 7. CHIVES
- 8. PARSLEY
- 9. FORAGE
- 10. ROSEMARY
- 11. DILL STALK
- 12. OTHER

CLASS C
GARDEN & ORCHARD

Superintendents: Laura Hagman, Barb Bernard

ENTRIES RECEIVED: Friday, July 25, 9 a.m.-1 p.m. Judging will begin Friday at 2 p.m.

CHECK OUT: Friday, August 2, 9 a.m.-12 p.m.

LOT 1 – VEGETABLES

Must be clean. All entries should be placed on plates. Exhibits entered in jars must be in clear, pint jars.

- 1. ASPARAGUS - 4
- 2. BEETS - 3
- 3. BEETS, PICKLING - 5
- 4. BEETS, SUGAR - 1
- 5. BEANS, POLE - 3
- 6. BEANS, YELLOW POD - 5
- 7. BEANS, GREEN POD - 5
- 8. BEANS, PURPLE POD - 5
- 9. BEANS, LIMA POD - 5 BEANS - SOUP - 1 PINT
- 10. BEANS, SOUP - 1 PINT
- 11. BEANS, BLACK - 1 PINT
- 12. BEANS, CHILI - 1 PINT
- 13. BEANS, LIMA - 1 PINT
- 14. BROCCOLI - 1 STALK
- 15. CELERY - BUNCH
- 16. BRUSSELS SPROUTS - 5
- 17. CABBAGE - 1 HEAD
- 18. CARROTS - 3 LARGE OR 5 SMALL
- 19. CORN GREEN HUSKS ATTACHED, SWEET - 3 EARS
- 20. CUCUMBERS, RIPE - 2
- 21. CUCUMBERS, PICKLING - 4
- 22. CUCUMBERS, SLICING - 2
- 23. CAULIFLOWER - 1 HEAD
- 24. DILL - 1 STEM
- 25. EGG PLANT - 1
- 26. ENDIVE - BUNCH
- 27. GARLIC - 3 CLUSTERS
- 28. GOURDS - COLLECTION OF 3
- 29. HORSERADISH - 2 ROOTS
- 30. KALE - 2

- 31. KOHLRABI - 2
- 32. LETTUCE HEAD - 1
- 33. LEAF LETTUCE - 5 LEAVES
- 34. MUSTARD - 3 LEAVES
- 35. WINTER ONION SETS - 1 CLUSTER
- 36. ONIONS, BERMUDA, ALL COLORS - 3
- 37. ONIONS, BROWN - 3
- 38. ONIONS, SPANISH, WHITE AND YELLOW - 3
- 39. ONIONS, WHITE -3
- 41. ONIONS, GREEN - 3
- 42. OKRA - 3
- 43. PARSNIPS - 3
- 44. PARSLEY - BUNCH
- 45. PEPPERS, HOT - 4 OR 2 LARGE ANY VARIETY
- 46. PEPPERS, BELL - 2
- 47. PEPPERS, CHERRY - 4
- 48. PEPPERS, GREEN - 2
- 49. PEPPERS, YELLOW - 2
- 50. PEAS GARDEN, IN POD - 5
- 51. PEAS GARDEN, DRY - 1 PINT
- 52. POTATOES - EACH VARIETY - 3
- 53. PUMPKIN PIE - 1
- 54. RHUBARB - 3 STALKS
- 55. RUTABAGA - 2
- 56. RADISHES, LONG - 3
- 57. RADISHES, SHORT - 3
- 58. SQUASH, HUBBARD - 1
- 59. SQUASH, BANANA - 1
- 60. SQUASH, CUP, ALL COLORS - 1
- 61. SQUASH, ACORN - 1
- 62. SQUASH, STRAIGHTNECK - 2
- 63. SQUASH, YELLOW CROOKNECK - 2
- 64. SQUASH, YELLOW OR WHITE BUSH - 2
- 65. SQUASH, ZUCCHINI - 2
- 66. SQUASH, SPAGHETTI - 1
- 67. SPINACH - 5 LEAVES
- 68. SWISS CHARD - 1 PLANT
- 69. TOMATOES, CHERRY OR PEAR - 5
- 70. TOMATOES, YELLOW OR RED - 3
- 71. TOMATOES, GREEN - 3 (not yet ripe)
- 72. TURNIPS - 3
- 73. OTHER VEGETABLES
- 74. VEGETABLE BUCKET GARDEN (1-3 vegetables planted in bucket)

LOT 2 – FRUIT

Place on plates in plastic bags to help the Superintendents keep your exhibit intact until judging.

- 1. APPLES EACH VARIETY - 3
- 2. CRABAPPLES - 5
- 3. APRICOTS EACH VARIETY - 3
- 4. CHERRY NANKING - 5
- 5. CHERRIES CHOKE - 5
- 6. CHERRIES PIE - 5
- 7. GROUND CHERRIES - 5
- 8. GOOSEBERRIES - 5
- 9. GRAPES, EACH VARIETY - 2 BUNCHES
- 10. PEACHES, EACH VARIETY - 2
- 11. PEARS, EACH VARIETY - 2
- 12. PLUMS, EACH VARIETY - 2
- 13. RASPBERRIES, BLACK OR RED - 5
- 14. STRAWBERRIES - 5
- 15. WILD FRUIT - 5 PIECES OR 2 BUNCHES
- 16. WATERMELON
- 17. OTHER

LOT 3 – NUTS

- 1. PEANUTS - 3
- 2. HARD SHELL - 3
- 3. ORNAMENTAL - 3
- 4. OTHER 3

LOT 4 – GARDEN DISPLAYS

- 1. FRUITS must contain at least 5 fruits attractively arranged.
- 2. VEGETABLES must contain at least 5 vegetables attractively arranged.
- 3. GARDEN IN A JAR OR CONTAINER create a mini garden

in a gallon jar or container of your choosing. Must have at least 2 live plants.

LOT 5 – PAUL BUNYAN

- 1. LARGEST FRUITS AND/OR VEGETABLES.

LOT 6 – UNUSUAL

- 1. MOST UNUSUAL FRUITS AND/OR VEGETABLES.

CLASS D
FLORAL SHOPPE

Superintendents: Laura Hagman, Barb Bernard
ENTRIES RECEIVED: Friday, July 25, 9 a.m-1 p.m. Judging will begin Friday at 2 p.m. **CHECK OUT:** Friday, August 1, 9 a.m-12 p.m.

Do not list entries for any other CLASS on Horticulture entry blank.

LOT 1 – HOUSE PLANTS

Plants must be disease and insect free. Each should be potted appropriately. A base should be included to catch excess water.

- 1. BEGONIA ANY VARIETY
- 2. CACTUS ANY VARIETY
- 3. FERN ANY VARIETY
- 4. FOLIAGE ANY VARIETY
- 5. GERANIUM ANY VARIETY
- 6. AFRICAN VIOLETS ANY VARIETY, BLOOMING
- 7. MUM
- 8. IVY ANY VARIETY
- 9. GLOXINIA
- 10. MIXED POTTED SELECTION (contains 3 or more varieties)
- 11. MINIATURE POTTED PLANTS
- 12. BUCKET GARDEN OF FLOWERS OR FLOWERING PLANTS
- 13. HANGING BASKET ANY VARIETY
- 14. SUCCULENTS ANY VARIETY
- 15. BONSAI
- 16. OTHER FLOWERING PLANTS
- 17. OTHER FOLIAGE PLANTS

LOT 2 – COLLECTIONS

- 1. DISH GARDEN POTTED IN ONE CONTAINER 3-5 PLANTS
- 2. 3-5 SEPARATE POTS IN COLLECTION
- 3. TERRARIUM
- 4. HERB GARDEN

LOT 3 – CUT FLOWERS

Cut flowers will be judged on entry day at close of entry period. Bring your own container; flowers must be clean and with no insects.

- 1. AGERATUM - 3 STEMS
- 2. ALYSSUM SWEET - 3 STEMS
- 3. ASTERS - 3 STEMS
- 4. BABY’S BREATH - 2 SPRAYS
- 5. BACHELORS BUTTONS - 3 STEMS
- 6. BELLS OF IRELAND - 2 STEMS
- 7. BLACK EYED SUSANS - 2 SPRAYS
- 8. BUTTERCUP - 3 STEMS
- 9. CALENDULA - 3 STEMS
- 10. CANDYTUFT - 3 STEMS
- 11. CACTUS BLOOM - 1
- 12. CANNAS - 1 STALK
- 13. CLEMATIS - 1 SPRAYS
- 14. CARNATION - 1 STEM
- 15. CHRYSANTHEMUM DISPLAY - 3 SPRAYS
- 16. COCKSCOMB - 1 STALK ANY VARIETY
- 17. COSMOS DISPLAY - 3 STEMS
- 18. DAHLIA - 1 STEM
- 19. DELPHINIUM - 1 STALK
- 20. GAILLARDIA - 3 BLOOMS
- 21. DAISIES - GLORIOSA - 3 STEMS
- 22. GERANIUM - 1 STEM
- 23. GLADIOLI - 1 SPIKE
- 24. GOLDEN GLOW - 2 SPRAYS
- 25. LANTANA - 3 BLOOMS
- 26. GOLD PLATE - 3 BLOOMS
- 27. LARKSPUR - 3 STEMS

- 28. LILIES TIGER - 1 STALK
- 29. OTHER LILIES - 1 STALK
- 30. MARIGOLDS - 3 STEMS
- 31. NASTURTIIUM - 3 STEMS
- 32. PANSIES - 3 STEMS
- 33. PETUNIAS, SINGLE - 3 STEMS
- 34. PETUNIAS, DOUBLE - 3 STEMS
- 35. PETUNIAS, RUFFLED - 3 STEMS
- 36. PHLOX - 2 STEMS
- 37. PINKS - 3 STEMS
- 38. POPPY - 2 STEMS
- 39. TEA ROSES - 1 BLOOM
- 40. ROSES - 1 SPRAY
- 41. SNAPDRAGON - 3 STEMS
- 42. SWEET PEAS - 3 STEMS
- 43. SWEET WILLIAM - 3 STEMS
- 44. SUNFLOWER - HYBRID - 1 STEM
- 45. TRUMPET VINE BLOSSOMS - 3
- 46. ZINNIA - 3 STEMS
- 47. WILD FLOWERS - HOME GROWN ONLY - 3
- 48. OTHER
- 49. BEST COLLECTION ONE VARIETY CUT FLOWERS
- 50. BEST COLLECTION MORE THAN ONE VARIETY CUT FLOWERS

LOT 4 – HEIRLOOM FLOWERS

Flowers presented as above and having explanations of heirloom qualities.

- 1. PERENNIALS
- 2. ANNUALS
- 3. OTHER

LOT 5 – WREATHS

- All natural items in wreaths.
- 1. SEASONAL WREATH (name season)
- 2. DRIED FLOWERS
- 3. HERB WREATH (name varieties of herbs used can be dried or fresh)
- 4. OTHER

CLASS DX
FLOWER SHOW

Wednesday, July 30 Flower Arranging Contest
ENTRIES RECEIVED: Wednesday, July 30, 9-10 a.m. Judging begins at 10 a.m. **CHECK OUT:** Friday, August 1, 9 a.m.-12 p.m.
Flowers Donated. *See children’s competition below-Lot 11.*

ARRANGEMENTS: Natural flowers and plants must be used in all arrangements. Accessories may be used with any entry where they enhance the design. FLOWERS USED IN THE ARRANGEMENTS NEED NOT BE GROWN BY THE EXHIBITOR. NO PROFESSIONALS MAY ENTER THE FLOWER SHOW. All entries must remain until check out on Friday. NOT RESPONSIBLE FOR BROKE OR STOLEN VASES.

LOT 6 – FLOWER FASHIONS

- 1. FAIR THEME - “Chick- in to 4-H at the Dawes County Fair”
- 2. MOST UNUSUAL ARRANGEMENT
- 3. ALL ROSES ARRANGEMENT
- 4. JOY OF HARVEST USING ALL THINGS FALL - FLOWERS, HERBS, VEGETABLES, OR FRUITS
- 5. LET’S ENTERTAIN - DINNER TABLE NOT OVER 10”
- 6. JOY OF WINTER - EVERGREEN, BRANCHES, AND ALL WHITE FLOWERS

LOT 7 – THE BEST OF NEBRASKA

- 1. WANDERING THE SCENIC BYWAYS
- 2. CACTUS DISPLAY
- 3. BASKET ARRANGEMENT
- 4. DRIED GRASS ARRANGEMENT
- 5. SUNFLOWER ARRANGEMENT

LOT 8 – WELCOME TO MY GARDEN

- 1. GRANDMA’S OLD FASHIONED ARRANGEMENT
- 2. SINGLE FLOWER
- 3. JOY OF SPRING USING GREENS AND PASTELS IN JAPANESE STYLE
- 4. MINIATURE BOUQUET UNDER 6”
- 5. JOY OF THE FAIR USING BRIGHT COLORS AND WHATEVER FAIR MEANS TO YOU

LOT 9 – SPECIAL HOLIDAY ARRANGEMENTS

- 1. HALLOWEEN
- 2. THANKSGIVING
- 3. CHRISTMAS
- 4. VALENTINE’S DAY
- 5. EASTER BONNET
- 6. MOTHER’S DAY
- 7. JULY 4TH THIS IS MY COUNTY
- 8. OTHER

LOT 10 – SPECIAL OCCASION ARRANGEMENTS

- 1. BIRTHDAY
- 2. ANNIVERSARY
- 3. NEW BABY
- 4. WELCOME HOME
- 5. WEDDING
- 6. GET WELL
- 7. OTHER

LOT 11 – CHILDREN’S FLOWER SHOW 6-8 YEARS, 9-12 YEARS, 13-17 YEARS

Children must make arrangements using at least one flower. **NO exceptions.**

- 1. COLOR ME FUN AT THE FAIR: Use figurines, crayons, color pencils, paint brushes
- 2. AT THE SPORTS EVENT: Use wild flowers and sports colors
- 3. ON SAFARI: Greens and whatever jungle like arrangement
- 4. BACK TO SCHOOL: Use school supplies and things reminding you of schools

CLASS E
PANTRY

Superintendent: Dina Connell

ENTRIES RECEIVED: Friday, July 25, 9 a.m.-1 p.m. Judging will begin Friday at 2 p.m. **CHECK OUT:** Friday, August 1, 9 a.m.-12 p.m.

To ensure that each exhibit entered in The Pantry Class of the Dawes County Fair receives the award it deserves, the criteria and standards used by the judge are included here to help you prepare your exhibit. Each entry is judged on its own merits, not compared to other exhibits except for championship awards.

PANTRY GUIDELINES:

- 1. All baked goods MUST be on disposable plates and entered in a SEALED PLASTIC BAG. Use plastic wrap only if nothing else works. Plastic will be removed following judging for display purposes.
- 2. All baked goods entered on Monday will be delivered to area merchants as a thank you for their support. A sample of your entry will remain on display.
- 3. Recipes MUST be included with all entries.
- 4. Any foreign object (hair, insect, dirt, etc.) or evidence of spoilage will disqualify the exhibit.
- 5. The judges selected each year will be experienced in baking and will be aware of the current standards of baking. The valuation of each exhibit will be based on the judge’s professional opinion.
- 6. A refrigerator will be available for perishable items.
- 7. OPEN CLASS REQUIREMENTS ARE DIFFERENT THAN 4-H REQUIREMENTS. PLEASE REFER TO YOUR CURRENT FAIR PREMIUM BOOK.
- 8. YOU MAY ENTER MORE THAN ONE ITEM PER NUMBER AS LONG AS THE RECIPES VARY SIGNIFICANTLY

EXHIBITORS WILL BE JUDGED FRESH FROM THE OVEN. JUDGING CRITERIA:

GENERAL APPEARANCE	30 POINTS
INTERNAL CHARACTERISTICS	40 POINTS
FLAVOR	30 POINTS
Breads (any size loaf) and rolls (4) should be baked to proper doneness. Each will be judged on shape, color, texture, flavor, aroma, and crumb. MUST BE HOMEMADE NO MIXES ALLOWED RECIPES REQUIRED ON 3x5 CARDS.	

LOT 1 – YEAST BREADS

- Each recipe must contain yeast.
- 1. BREAD, white any size loaf
- 2. BREAD, whole wheat any size loaf

- 3. BREAD ROLLS 4
- 4. SWEET ROLLS 4
- 5. CINNAMON ROLLS 4
- 6. TEA RING
- 7. BRAIDED BREADS
- 8. DOUGHNUTS 4
- 9. KOLACHES 4
- 10. MONKEY BREAD
- 11. FRENCH BREAD
- 12. SOURDOUGH BREAD
- 13. RYE BREAD, any size loaf
- 14. PUMPERNICKEL
- 15. HERB
- 16. ETHNIC
- 17. OTHER

LOT 2 - BREAD MACHINE BREADS

May be made start to finish in the machine or started in the machine and finished in the oven.

- 1. WHITE BREAD
- 2. WHOLE WHEAT BREAD
- 3. MULTI GRAIN BREAD
- 4. DESSERT BREADS
- 5. UNUSUAL BREADS
- 6. ROLLS 4
- 7. SWEET ROLLS 4
- 8. OTHER

LOT 3 - QUICK BREADS

Baking powder or baking soda serve as a leavening agent.

- 1. BISCUITS 4
- 2. MUFFINS 4
- 3. BREADS
 - A. Banana
 - B. Zucchini
 - C. Pumpkin
 - D. Carrot
 - E. Nut
 - F. Other
- 4. GINGERBREAD 8x8 or 4
- 5. COFFEE CAKE 8x8 or 4
- 6. DOUGHNUTS no yeast, 4
- 7. FLAT BREADS no leavening
 - A. Tortillas
 - B. Matzo
 - C. Other
- 8. FUNNEL CAKE
- 9. OTHER

LOT 4 – CAKES

Whole cakes or 4 cupcakes should be exhibited on SOLID and DISPOSABLE support. They will be judged on shape, color, flavor, texture, aroma, moistness, and crumb.

- 1. ANGEL FOOD, leavened with egg whites
- 2. LAYER CAKE, leavened with baking powder or baking soda
- 3. POUND CAKE, no baking powder or baking soda
- 4. FRUIT CAKE
- 5. UPSIDE DOWN CAKE
- 6. SPONGE CAKE, contains no shortening
- 7. CHIFFON CAKE, similar to sponge no oil or baking powder
- 8. PUDDING CAKE
- 9. OTHER

LOT 5 – DECORATED CAKES

Whole cakes shall be exhibited on SOLID, DISPOSABLE supports. They will be judged according to the best decorated cake. The “BEST OF CLASS” will be given in the Adult and Junior (4-H) divisions and sponsored by the Dawes County Ag Society.)

LOT 6 - HOME GROUND GRAINS AND CEREALS

Entries in Home ground Grains and Cereals should be in full pint jars and will be judged on freshness, texture, flavor, and aroma. Jars and lids should be clean, rust free and clear.

- 1. FLOUR
- 2. WHEAT
- 3. OAT
- 4. RICE
- 5. CORNMEAL
- 6. CEREALS grains and fruits and/or nuts combined by

- exhibitor
- 7. Other

SNACK TREATS

Cookies and bars should have 4 on a disposable plate and will be judged on consistency of shape and size, color, texture, aroma, moistness, and crumb.

LOT 7 - COOKIES

- 1. BAR batter baked in pan, cooled before cutting
 - A. Pudding type
 - B. Fruit filled
 - C. Brownie
 - D. Other
- 2. DROP soft dough dropped from spoon before baking
- 3. FILLED or layered with fruit, cream, etc.
- 4. REFRIGERATOR stiff dough rolled and chilled before slicing to bake
- 5. PRESSED rich, chilled dough squeezed through press
- 6. ROLLED stiff dough chilled before rolling and cutting
- 7. UNBAKED may be cooked during preparation but not baked
- 8. MOLDED rich, chilled dough shaped before baking.

LOT 8 – CANDY

Candy should have 4 pieces on a disposable plate and will be judged on consistency of shape and size, color, texture, flavor, and aroma.

- 1. FUDGE
 - A. Chocolate
 - B. Brown sugar
 - C. Peanut butter
- 2. FONDANT
- 3. PENUCHE
- 4. DIVINITY
- 5. CARMELS
- 6. MINTS cooked and uncooked
- 7. HARD OR BRITTLES
- 8. CHOCOLATES
- 9. TAFFY
- 10. FLAVORED TREATS
 - A. Popcorn
 - B. Trail mix
 - C. Other

LOT 9 – HEALTHY CHOICES

Entries must fit into guidelines for those on special diets.

- 1. LOW SUGAR OR SUGAR FREE
- 2. LOW FAT OR FAT FREE (less than 30% fat)
- 3. LOW CALORIE
- 4. HIGH FIBER
- 5. OTHER

LOT 10 – RECIPE BOOKS AND COOKIE JARS

Recipes should be arranged in a cookbook or file box. Books, collections will be kept safe in display cases.

- 1. The Oldest Recipe Book indicates on a card the original owner if known and the approximate date of earliest recordings.
- 2. Recipe collection to be judged on number in collection, arrangement, and usability
- 3. Favorite recipes a collection of 10 to 20 recipes to be presented in an easy-to-use booklet or file
- 4. Most unusual recipe includes origin and use
- 5. Most unusual Cookbook
- 6. Bring your favorite cookie jar
- 7. COOKBOOK (Collection of recipes now in cookbook form.)

LOT 11 – MISCELLANEOUS PANTRY FOODS

If there is no other place to put your entry, try this.

- 1. BEVERAGES (must be non-alcoholic)
- 2. ZUCCHINI
- 3. HONEY SWEETENED
- 4. OTHER

LOT 12 – SPECIAL DESSERTS

The following lots must include recipes. Presentation, container, and decorations are all a part of the judged exhibit.

- 1. CLASSY COOKIES - 4
- 2. CANDY CONFECTIONS - 4
- 3. PERFECT PIES WHOLE PIE (Should be in disposable tins. The crust will be judged on the appropriateness to the filling, taste,

texture, tenderness, and color. The filling will be judged on color, taste, texture, consistency, and aroma appropriate to the type of filling.)

- 4. BEAUTIFUL BREADS - LOAF OR 4
- 5. DELIGHTFUL DESSERTS
- 6. CREATIVE CAKES (decorated)
- 7. GINGERBREAD HOUSES
- 8. OTHER

LOT 13 – WHOLE WHEAT

- 1. DESSERTS
- 2. BREADS
- 3. MAIN DISH - 8” dish
- 4. CEREALS -1 pint
- 5. OTHER

LOT 14 – GIFTS FROM THE KITCHEN

Packaging and presentation are considered in the judging.

- 1. RECIPE IN A JAR (three jars per participant)
- 2. A SPECIAL BIRTHDAY
- 3. SPECIAL OCCASION
- 4. OTHER

JUDGING CRITERIA FOR FOOD PRESERVATION:

Some of the following information has been taken from the canning and freezing books of Kerr and Ball. *Safety is of utmost importance. Any entry not in compliance with judging guidelines or exhibiting spoilage will be disqualified. Quality criteria is based on visual judging only.

JARS AND LIDS:

- 1. REGULATION CANNING JARS MUST BE USED OR ENTRY WILL BE DISQUALIFIED. ONE TRIP JARS like the ones in which you buy commercially canned foods should NOT be used for home canning. For safety’s sake containers and closures made and sold especially for home canning must be used.
- 2. Jars should be sparkling clean for display.
- 3. Screw bands must be on jars and should be clean and free from rust.
- 4. Clear jars are preferred; colored or heavily embossed jars make it difficult for the judge to view the product.
- 5. The jars may be simply adorned if it does not interfere with the judging. Please do not use fabric to decorate lids as it interferes with the efficiency of the judging.
- 6. FILLED JAR – The top of the finished recipe of liquid covering produce must provide adequate headspace. AIR BUBBLES – must be kept to a minimum, too many constitute spoilage and will be disqualified.

LABELING:

- 7. A product label, 1” by 2” approximately should be securely attached to the side of the jar. Include (A) product name, (B) preparation method (such as hot pack or cold pack), (C) canning method (such as boiling water or pressure canner), (D) processing time (time it is processed in the canner), (E) pounds of pressure (if pressure canned) Use guidelines from 1990 or newer canning book.

PRODUCT:

- 8. Fruits, vegetables, or meats in the jar should be cut into uniform pieces and should be of uniform maturity for a more pleasing product. (Overripe products may look coarse or ragged.)

HEAT PROCESSING:

- 9. METHOD used to heat process foods must comply with current preserving guidelines as stated in the approved reference guides. The boiling-water process for acid food and pressure process for low-acid food are the only recommended methods to preserve food for shelf storage. ALL LOW ACID FOODS SUCH AS VEGETABLES OR MEAT MUST BE PRESSURE CANNED FOLLOWING RECOMMENDATIONS AVAILABLE FROM KERR, BALL OR THE EXTENSION EDUCATION SERVICE. Because air is thinner at higher altitudes, adjustments must be made in processing. Additional time must be added to the boiling water bath method and additional pressure must be used with a pressure canner method. If your pressure canner has a weighted

gauge rather than a dial, use 15 pounds when canning at high altitudes.

- 10. Jam and jellies covered with paraffin ARE NOT ACCEPTABLE for exhibit in accordance with USDA recommendations. Seal with new lids and water bath process for 10 to 20 minutes.

- 11. Dehydrated foods may be presented in any suitable container.

JUDGING:

- 12. FAILURE TO FOLLOW THESE GUIDELINES MAY LOWER THE RIBBON PLACING.

- 13. You may enter more than one item per entry number if the procedure, process, recipe, or product varies significantly.

- 14. Exhibits will be DISQUALIFIED if improper jars are used or if foreign objects (insects, hair, dirt, etc.) are discovered. A leaf, seed, skin, or stem related to the product may lower the ribbon placing.

IF YOU HAVE USED AN UNUSUAL RECIPE OR PRESERVATION METHOD, PLEASE INCLUDE A NOTE TO EXPLAIN TO THE JUDGE.

LOT 15 – PRESERVED FRUITS

May be processed by water bath or pressure.

COLLECTION OF THREE VARIETIES IN UNIFORM JARS

- 1. APPLES
- 2. APPLESAUCE
- 3. APRICOTS
- 4. BERRIES
- 5. CHERRIES
- 6. CURRANTS
- 7. GOOSEBERRIES
- 8. GRAPES indicate type if known
- 9. PEACHES
- 10. PEARS
- 11. PIE FILLINGS
- 12. PLUMS
- 13. RHUBARB
- 14. STRAWBERRIES
- 15. FRUIT COCKTAIL
- 16. FRUIT JUICES
- 17. FRUIT SYRUPS
- 18. OTHER

LOT 23 - PRESERVED VEGETABLES

MUST BE PRESSURE PROCESSED INCLUDE POUNDS OF PRESSURE AND TIME FOR CANNING.

- 1. COLLECTION OF THREE VEGETABLES uniform jars
- 2. GREEN BEANS
- 3. WAX BEANS
- 4. BEETS
- 5. CARROTS
- 6. CORN
- 7. HOMINY
- 8. GREENS
- 9. MUSHROOMS – ½ pint
- 10. PEAS
- 11. PUMPKIN cubed only
- 12. SAUERKRAUT pressure canned
- 13. TOMATOES pressured or vinegar/lemon juice added
- 14. POTATOES
- 15. PEPPERS
- 16. SQUASH cubed only
- 17. MINCEMEAT tomato recipe included
- 18. VEGETABLE JUICE
- 19. SOUP no meat recipe included
- 20. STEW with meat recipe included
- 21. MIXED VEGETABLES
- 22. STEWED TOMATOES
- 23. ZUCCHINI PINEAPPLE pressured
- 24. OTHER

LOT 16 – JELLIES AND PRESERVES (SOFT SPREADS)

Paraffin seal will not be accepted for exhibit. Must be water bath processed for 10-20 minutes for best seal. May use any size jar that can be vacuum-sealed. Leave lids free from fabric decorations. Include a label with type of product, preservation method, and

storage method. If this exhibit is sugar free, please note.

- 1. JELLY from strained juice, clear, shimmering and holding its shape
- 2. PRESERVES fruit pieces preserved in thick syrup of jelly like consistency
- 3. MARMALADE soft transparent jelly with small pieces of fruit and/or peel evenly suspended.
- 4. JAM chopped or crushed fruit cooked to spread easily
- 5. BUTTER fruit pulp and sugar cooked to thicken
- 6. CONSERVES jam like, two or more fruits cooked together
- 7. THREE VARIETIES IN UNIFORM JARS
- 8. SYRUP

LOT 17 – PICKLES AND RELISHES

Must be properly sealed according to USDA requirements.

- 1. BEETS
- 2. SWEET PICKLES
- 3. VEGETABLES
- 4. DILL
- 5. ZUCCHINI
- 6. FRUIT
- 7. BREAD AND BUTTER
- 8. CINNAMON RING/STICKS
- 9. CUCUMBER
- 10. COLLECTION OF 3 VARIETIES (in uniform jars)
- 11. OTHER

LOT 18 – SAUCES

Indicate how you would use this canned product and INCLUDE THE RECIPE. These exhibits may be opened for judging and then refrigerated. If you do not wish to have your exhibit opened, include a sample for tasting.)

- 1. CATSUP
- 2. HOT SAUCE
- 3. TOMATO SAUCE 1 T. lemon juice per pint
- 4. CUCUMBER RELISH
- 5. SQUASH RELISH
- 6. CHUTNEY (FRUIT RELISH)
- 7. VINEGAR
- 8. SALAD DRESSINGS
- 9. SALAD OILS
- 10. SPAGHETTI SAUCE
- 11. CARROT RELISH
- 12. ZUCCHINI RELISH
- 13. SALSA
- 14. OTHER

LOT 19 – MEATS, FISH, AND POULTRY

Must Be Pressure Canned. Please Include label.)

- 1. BEEF
- 2. POULTRY
- 3. MINCEMEAT
- 4. MUTTON
- 5. PORK
- 6. SAUSAGE
- 7. MEAT STOCK
- 8. WILD GAME
- 9. SEA FOOD
- 10. OTHER

LOT 20 – DEHYDRATED PRODUCTS

Please indicate the method of drying.)

- 1. FRUITS 10 pieces
- 2. VEGETABLES 10 pieces indicate type of onion
- 3. MEATS 3 pieces
- 4. HERBS (1 pt.)
- 5. MINTS (1 pt.)
- 6. POTPOURRI (1 pt.)
- 7. TEA (1 pt.)
- 8. FRUIT LEATHER 3 rolls
- 9. OTHER

LOT 21 – MISCELLANEOUS

The miscellaneous category includes lard, honey, cheese, or soap. Each exhibit must be 1 pound or 1 pint. Each of these exhibits must be raised and/or harvested and extracted, rendered, and/or processed by the exhibitor.

- 1. EDIBLE:
 - A. LARD

- B. SEASONING SALT
 - C. CHEESE
 - D. HONEY
 - E. OTHER
 - 2. NON EDIBLE:
 - A. BATH SALTS
 - B. BATH OILS
- Classes 3 and 4 will be judged on suitability and attractiveness of container.
- 3. PLAYDOUGH
 - 4. SOAP
 - 5. OTHER

CLASS F
TEXTILE ARTS HOUSEHOLD (fine needle-household)
Superintendents: Carol Connell, Charla Shipley
ENTRIES RECEIVED: Friday, July 25, 9 a.m.-1 p.m. Judging will begin Friday at 2 p.m. **CHECK OUT:** Friday, August 1, 9 a.m.-12 p.m.
Exhibits in Class F must have been made or completed by the exhibitor in the last FIVE years. Items exhibited previously in the Dawes County Fair are not eligible for competition again but may be entered for DISPLAY ONLY. Please Let the Superintendents know if you are a Professional. •Age divisions include: Youth (0-18) • Adult (19 & up) (Professional)

- LOT 3 – KITCHEN LINENS**
- 1. TEA TOWELS (single)
 - 2. POT HOLDERS (single)
 - 3. PLACEMATS (single)
 - 4. NAPKINS (set of 2)
 - 5. LUNCHEON CLOTH
 - 6. TABLE CLOTH
 - 7. TABLE RUNNER
 - 8. APRON
 - 9. APPLIANCE COVERS
 - 10. LINEN SETS
 - 11. OTHER
- LOT 4 – BEDROOM LINENS**
- 1. SHEET
 - 2. PILLOWCASES (single)
 - 3. PILLOW SHAM (single)
 - 4. LINEN SET (1 sheet, 2 pillowcases)
 - 5. BEDROOM ACCESSORIES
 - 6. OTHER
- LOT 5 – BATH LINENS**
- 1. TOWELS (decorated 1)
 - 2. ACCESSORIES
 - 3. LINEN SET (wash cloth, bath & hand towel)
 - 4. OTHER

- LOT 6 – BED SPREADS**
Cover to spread over blanket no batting
- 1. CROCHETED
 - 2. KNIT
 - 3. TATTED
 - 4. EMBROIDERED
 - 5. PAINTED
 - 6. APPLIQUÉ
 - 7. OTHER

- LOT 7 – AFGHANS**
- 1. PLEASE LIST PATTERN OR STYLE NAME IF KNOWN
 - 2. CROCHETED
 - 3. KNIT
 - 4. WOVEN
 - 5. BABY
 - 6. OTHER

- LOT 8 – FIBER ARTS**
- 1. SPINNING
 - 2. WEAVING
 - 3. HARD WOVEN
 - 4. BASKETS
 - 5. TAPESTRY
 - 6. DYED
 - 7. OTHER

LOT 9 – SLEEPING BAGS

- 1. CHILD’S
 - 2. “QUILT IN A PILLOW” (QUILLOW)
 - 3. BABY
 - 4. OTHER
- LOT 10 – DECORATIVE ACCESSORIES**
- 1. DOILY
 - 2. TABLE RUNNER
 - 3. DRESSER SCARF
 - 4. OTHER

- LOT 11 – RUGS**
- 1. BRAIDED
 - 2. CROCHET
 - 3. KNIT
 - 4. HOOKED
 - 5. WOVEN
 - 6. OTHER
- The judge will use experience and study in these arts to form an opinion concerning each exhibit. The judge will look for the following in exhibits:
- WE VALUE EVERYONE’S WORK NO ONE IS TOO YOUNG OR INEXPERIENCED TO ENTER. NO ONE IS PAST THE EXPERIENCE OF ENTERING. IF YOU MADE IT AND ARE PROUD OF IT, PLEASE BRING IT TO THE FAIR. WE WILL PROUDLY DISPLAY YOUR EFFORTS.*
- Please indicate a pattern if known or if this is an original pattern. Indicate if professionally quilted.

CLASS FX
TEXTILE ARTS - QUILTS
Superintendent: Melissa Cullan, Alicia Felton
ENTRIES RECEIVED: Friday, July 25, 9 a.m.-1 p.m. Judging will begin Friday, at 2 p.m. **CHECK OUT:** Friday, August 1, 9 a.m.-12 p.m.
Exhibits in Class F must have been made or completed by the exhibitor in the last FIVE years. Items exhibited previously in the Dawes County Fair are not eligible for competition again but may be entered for DISPLAY ONLY.

- LOT 1 – QUILTS**
- 1. HAND QUILTED
 - 2. MACHINE QUILTED
 - 3. PROFESSIONALLY MACHINE QUILTED
 - 4. TIED
 - A. PIECED
 - B. EMBROIDERED
 - C. APPLIQUÉ
 - D. WHOLE CLOTH
 - E. GROUP
 - F. OTHER
- LOT 2 – QUILTED ITEMS**
- 1. HAND QUILTED
 - 2. MACHINE QUILTED
 - 3. PROFESSIONALLY MACHINE QUILTED
 - 4. TIED
 - A. CLOTHING
 - B. WALL HANGING
 - C. MINIATURE
 - D. TABLE TOPPER
 - E. TREE SKIRT
 - F. RECYCLED
 - G. OTHER

CLASS G
TEXTILE ARTS CLOTHING
Superintendents: Carol Connell, Charla Shipley
ENTRIES RECEIVED: Friday, July 25, 9 a.m.-1 p.m. Judging will begin Friday at 2 p.m. **CHECK OUT:** Friday, August 1, 9 a.m.-12 p.m.
Please Let the Superintendents know if you are a Professional. Age divisions include: Youth (0-18) • Adult (19 & up) (Professional)

LOT 1 – LINGERIE

- 1. UNDERGARMENTS
- 2. SLIPS AND CAMISOLES
- 3. OTHER

- LOT 2 – NIGHTWEAR**
- 1. GOWN
 - 2. PEIGNOIR SET
 - 3. PAJAMA
 - 4. ROBE
 - 5. NIGHT SHIRT
 - 6. LOUNGING PAJAMAS
 - 7. OTHER
- LOT 3 – PERSONAL ACCESSORIES**
- 1. SCARF
 - 2. HANDKERCHIEF
 - 3. MITTENS/GLOVES
 - 4. HAT/CAP
 - 5. SOX/SLIPPERS
 - 6. COLLAR
 - 7. BELT
 - 8. TIE
 - 9. PURSE/BAG
 - 10. OTHER

- LOT 4 – ACCESSORY GARMENT**
- 1. CAPE
 - 2. SWEATER
 - 3. VEST
 - 4. OTHER
- LOT 5 – BABY SHOPPE**
- 1. SLEEPWEAR
 - 2. DRESS (panty may be included)
 - 3. ONE PIECE GARMENT
 - 4. WO PIECE GARMENT
 - 5. BOOTIES, SOX, SHOES
 - 6. CHRISTENING GARMENT
 - 7. BONNETS, CAPS, HATS.
 - 8. BLANKETS, WRAPS
 - 9. BIBS
 - 10. LAYETTE (at least 4 pieces)
 - 11. OTHER

- Garments and items can only be entered in open class if they have not competed in 4 H previously.
- LOT 6 – JUNIOR SEWING 7-10 YEARS OLD**
- 1. PIN CUSHION
 - 2. BAG
 - 3. BOOK COVER
 - 4. APRON
 - 5. SKIRT
 - 6. SHORTS
 - 7. BLOUSE, SHIRT, TOP
 - 8. PILLOW
 - 9. NEEDLEBOOK
 - 10. KITE
 - 11. WIND SOCK
 - 12. OTHER

- LOT 7 – YOUTH/INTERMEDIATE SEWING 11-13 YEARS**
- 1. SLACKS/PANTS
 - 2. SHORTS/SKORTS
 - 3. BLOUSE/SHIRT
 - 4. SKIRT
 - 5. DRESS
 - 6. FORMAL GOWN (long or short)
 - 7. SLEEPWEAR
 - 8. JACKET/COAT
 - 9. SUIT (2 or 3 piece)
 - 10. VEST
 - 11. SWIMWEAR
 - 12. OTHER
- LOT 8 – SENIOR/ADULT SEWING MADE BY ANYONE 14 AND OVER- PROFESSIONAL**
- 1. WESTERN GARMENTS
 - 2. CASUAL/SPORTS WEAR garments for play or leisure
 - 3. INFORMAL garments for office, church, or school
 - 4. SWIMWEAR
 - 5. FORMAL OR SPECIAL OCCASION
 - A. WEDDING GOWN
 - B. PROM DRESS
 - C. ANNIVERSARY GOWN

- D. COCKTAIL DRESS
E. BRIDESMAID DRESS
F. TUXEDO
G. FLOWER GIRL DRESS
H. RING BEARER SUIT
I. OTHER

LOT 9 – SUITS AND JACKETS
1. TAILORED SUIT 2 OR 3 PIECE
2. NON TAILORED SUIT 2 PIECE
3. SPORTS JACKET
4. BLAZER
5. UNSTRUCTURED JACKET
6. TAILORED JACKET
7. OTHER

LOT 10 – OUTERWEAR
1. LIGHTWEIGHT JACKET
2. COAT OR JACKET FROM A KIT
3. TAILORED COAT
4. PARKA OR HOODED COAT
5. SKI SUIT
6. ETHNIC GARMENT
7. OTHER

LOT 11 – DECORATED EMBELLISHED GARMENT
Use of any decorative means to significantly change from the original garment.
1. PURCHASED GARMENT DECORATED/EMBELLISHED BY EXHIBITOR
2. CONSTRUCTED GARMENT DECORATED/EMBELLISHED BY EXHIBITOR
3. CONSTRUCTED ITEM DECORATED/EMBELLISHED BY EXHIBITOR

LOT 12 – RECYCLED GARMENT
Use of recycled materials to make something different. EXAMPLE CHILD’S DRESS FROM ONE OF MOM’S. May be made whole or in part from recycled materials. Include a card explaining your use of materials.
1. GARMENT
2. HOUSEHOLD ITEM
3. OTHER

LOT 13 – COSTUMES
1. ORIGINAL
2. PATTERN
3. KIT
4. OTHER

LOT 14 – FINE NEEDLE DECORATIVE NEEDLE ART
Needle art that is framed, must have a hanger on the back for best display. Glass is optional on framed needle art. All needle art should be entered in its completed form, framed, or on a pillow, etc.)
1. EMBROIDERY
2. COUNTED CROSS STITCH
3. NEEDLEPOINT
4. PETIT POINT
5. CREWEL
6. SILK RIBBON EMBROIDERY
7. HARDANGER
8. CROCHET
9. KNIT
10. BLACKWORK
11. PULLED THREAD
12. BRAZILIAN EMBROIDERY
13. FILIGREE
14. LACE NET DARNING
15. HUCK WEAVING
16. CANDLEWICKING
17. CHICKEN SCRATCH
18. MACHINE KNITTING
19. MACHINE EMBROIDERY
20. CUT WORK
21. BOBBIN LACE
22. SEMINOLE PATCHWORK
23. PERFORATED PAPER
24. WASTE CANVAS
25. BEADED CROSS STITCH
26. PUNCH NEEDLE EMBROIDERY
27. DUPLICATE STITCH EMBROIDERY
28. OTHER

LOT 15 – SACRED NEEDLEART
1. PARAMENTS (altar, pulpit & lectern cloths)
2. STOLE
3. VESTMENTS
4. BANNERS
5. SEASONAL
6. OTHER

LOT 16 – SPINNING
1. 1 PLY WOOL
2. 1 PLY WOOL BLEND
3. 2 PLY WOOL
4. 2 PLY WOOL BLEND

LOT 17 – FIBER ARTS
1. SPINNING
2. WEAVING
3. BASKETS
4. TAPESTRY
5. DYED
6. OTHER

LOT 18 – TEXTILE PAINTING
1. HOUSEHOLD ITEM
2. WEARABLE ITEM
3. PAINT ON FIBER
4. OTHER

**CLASS H
CRAFT SHOPPE**
Superintendents: Lue Jensen, Janice German
ENTRIES RECEIVED: Friday, July 25, 9 a.m.-1 p.m. Judging will begin Friday at 2 p.m. **CHECK OUT:** Friday, August 1, 9 a.m.-12 p.m.
Please note changes in this section. Craft items must have been made or completed by the exhibitor during the last five years. Exhibits are encouraged to have a hanger attached if intended to hang on the wall/or please try to bring an Easel. No items may be entered for exhibit at the Dawes County Fair more than once.

JUDGING:
The exhibits in Class H will be judged by one who is a professional and/or expert in the crafts and skills. The judge will use experience and study in these arts to form an opinion concerning each exhibit. The judge will look for the following in exhibits: Techniques used and how they are applied to the exhibit quality of work neatness and cleanliness of exhibit overall design and pattern of exhibit.

LOT 1 – GARDEN ARTS
Decorations to enhance your patio and gardens that you have made. Show us what you can do!)
1. STEPPING STONES
2. HANGING PIECES
3. IN THE GROUND
4. PLACED ON THE PATIO
5. KITES
6. WIND SOCKS
7. BIRD HOUSES
8. WHIRLIGIGS
9. CHIMES
10. OTHER

LOT 2 – ARTS AND CRAFTS
1. STAMPING
2. NEEDLE ART
3. CLAYWORK
4. PLASTER
5. CRAYON ART
6. PAINTING
7. DRAWING
8. WALL HANGING
9. DIAMOND PAINTING
10. OTHER

LOT 3 – SCRAPBOOKING (Book)
1. FAMILY

2. CHILDREN
3. WEDDING
4. ANNIVERSARY
5. TRIP
6. OTHER

LOT 4 – SCRAPBOOKING (Page)
1. FAMILY
2. CHILDREN
3. WEDDING
4. ANNIVERSARY
5. TRIP
6. WALL HANGING
7. OTHER

LOT 5 – PLASTIC NEEDLEPOINT
1. KITCHEN ACCESSORIES
2. BATH ACCESSORIES
3. MAGNETS AND NOVELTIES
4. PICTURE FRAMES
5. BANKS
6. MUSIC BOXES
7. CLOCKS
8. DOLLHOUSE ACCESSORIES
9. JEWELRY BOX
10. DOLL HOUSE
11. DOLLS/ANGELS
12. COLLECTION/SET
13. OTHER

LOT 6 – SEASONAL
1. CHRISTMAS
2. EASTER
3. THANKSGIVING
4. HALLOWEEN
5. VALENTINES DAY
6. PATRIOTIC
7. OTHER

LOT 7 – BASKETS (ANY MATERIAL)
1. CONSTRUCTED BY THE EXHIBITOR
2. DECORATED (use your imagination)
3. RECYCLED (a new use for an old basket)

LOT 8 – CLAY ART
1. HAND MOLDED
2. JEWELRY
3. OTHER

LOT 9 – JEWELRY
1. BEADWORK
2. CROSS STITCH
3. NEEDLEPOINT
4. PAPER
5. ETHNIC
6. OTHER

LOT 10 – STAMPING
1. CARDS
2. PICTURES
3. CLOTHING
4. WOOD
5. STATIONARY
6. OTHER

LOT 11 – DOLLS AND SOFT SCULPTURE
1. CLOTH
2. MOP
3. RAG
4. DOLL CLOTHES
5. DRESSED DOLL (outfit exhibitor made)
6. FAKE FUR STUFFED ANIMAL
7. OTHER

LOT 12 – WOODWORKING
1. FURNITURE
2. TABLE DECORATIONS
3. REFINISHED
4. TOY
5. DOLL HOUSE
6. CLOCK
7. WALL HANGING
8. TABLE

9. CHAIR
10. CHILD’S SET
11. OTHER
- LOT 13 – WOOD ART**
1. CARVING
 A. SPOONS
 B. CANES
 C. GUN STOCKS
 D. MUSICAL INSTRUMENTS
 E. BELT BUCKLES
 F. WOOD CARVING
 G. OTHER
2. SCROLL SAW WORK
3. LASER WORK
4. LATHE WORK
5. WOOD BURNING
6. OTHER
- LOT 14 – METAL WORK (ornamental)**
1. WELDING
2. CUT OUT WORK
3. OTHER
- LOT 15 – LAMPS AND LANTERNS**
1. WOOD
2. METAL
3. REFINISHED
4. OTHER
- LOT 16 – WEAVING**
1. GARMENT
2. BLANKET
3. RUG
4. WHEAT WEAVING
5. OTHER
- LOT 17 – MISCELLANEOUS CRAFTS AND SKILLS**
1. STRING ART
2. FELT WORK
3. SAND PAINTING
4. SHADOW BOXES
5. NATURAL FIBER CRAFTS
6. SILK FLOWERS ANY USE
7. WAX WORK
8. STATIONERY
9. LATCH HOOK
10. COPPER PUNCH
11. COLORING PROJECTS
12. PLASTER
13. CLAYPOTS
14. MACRAME
15. DECOUPAGE
16. STAINED GLASS
17. CERAMICS
18. OTHER
- LOT 18 – FOLK ART**
1. SWEDISH PAINTING
2. RUSSIAN PAINTING
3. BATIK
4. ROSEMALING
5. EGGS
6. ORIGAMI
7. MOSAIC
8. WEAVING
9. SPINNING
10. CHINA PAINTING
11. TOLE PAINTING
 A. On wood
 B. On ceramic
 C. Other
12. OTHER
- LOT 19 – CERAMICS**
Previously formed by another and painted by you)
1. UNDERGLAZE
 A. OPAQUE
 B. TRANSLUCENT OF ONE STROKE
 C. MISCELLANEOUS
2. OVERGLAZE

- A. METALLIC AND LUSTERS such as bronze ware
B. DECALS
C. MISCELLANEOUS
3. GLAZE
 A. ONE GLAZE ONLY
 B. TWO OR MORE Combination one over another fired at same time
 C. MISCELLANEOUS
4. STAINS
 A. OPAQUE (antiqued)
 B. OPAQUE (NOT antiqued)
 C. TRANSLUCENTS
 D. PEARLS
 E. TEXTURED
 F. DRY BRUSHED
 G. MISCELLANEOUS
- LOT 20 – MODELS**
For die cast, plastic, or wood scale models. JUDGED ON: DETAIL, DIFFICULTY OF CONSTRUCTION, PAINT/FINISH AND APPEAL.
1. AIRCRAFT
2. AUTOMOTIVE
3. RAILROAD
4. HORSE DRAWN
5. TRACTOR
6. SPACE
7. SHIPS
8. OTHER
- LOT 21 – LEGOS**
Must be displayed in a box or on a tray. JUDGED ON: DETAIL, DIFFICULTY OF CONSTRUCTION, PAINT/FINISH AND APPEAL.
1. AIRCRAFT
2. AUTOMOTIVE
3. RAILROAD
4. HORSE DRAWN
5. TRACTOR
6. SPACE
7. SHIPS
8. BUILDING
9. NATURE AND FLOWERS
- LOT 22 – LEATHER**
1. BELTS
2. PICTORIAL ITEMS
3. SADDLES
4. PURSES
5. CHECKBOOK COVERS
6. BOOK COVER
7. OTHER
- LOT 23 – CARDS**
Limited to 5 cards per group” (HANDMADE CARDS)
1. NOTE CARDS
2. BIRTHDAY CARDS
3. STATIONARY
4. STAMPED
5. RECYCLED
6. GRADUATION
7. EASTER
8. CHRISTMAS
9. BABY
10. OTHER
- LOT 24 – SECOND TIME AROUND CRAFTS (Recycled)**
Each exhibit must be made wholly or partially with recycled materials. Please include a 3x5 card explaining your use of recycled materials.
1. ANY ITEM

CLASS I
PHOTOGRAPHY

Superintendents: Camie Johnson, Shelly Murdock

ENTRIES RECEIVED: Friday, July 25, 9 a.m.-1 p.m. Judging will begin Friday at 2 p.m. **CHECK OUT:** Friday, August 1, 9 a.m.-12 p.m.

All entries must have a hanger attached and centered. Ribbon

placing will be decreased for non-hangable exhibits. Photos may be in black and white or color, if you are a professional photographer (have earned money through your photography) please indicate on the entry form. All entries must be titled at the lower left corner or on the back and must be able to be hung. Do not place your name on the face of your exhibit.

LOT 1 – EXHIBIT PRINT (Single)
Must be framed or on a photo mount, foam core and ready to hang. The hanger must be attached to the back AND the picture should be able to stand on its own.

1. AGRICULTURE
2. PEOPLE/PORTRAITS
3. ANIMALS
4. ARCHITECTURAL
5. NATURE
6. HISTORICAL
7. SPORTS
8. OTHER
9. CANDID SHOTS

Photo Contest – Rules for Contest follow:
Age divisions include: Youth (0-18) • Adult (19 & up) (Professional)
Three entries per person.
Photo requirements: •Black & white or color •Glossy or matte’ finish paper •Matted as an 8x10 – portrait or landscape orientation •Taken with any type of camera (ex. digital, analog, etc.)
A data tag should be attached to the back of each photo with the following information: •Name •Division – Youth (include age) or Adult
First through third prizes will be awarded for each division.

LOT 2 – PICTURE DISPLAY (GROUP)
A picture display is 3-5 photos arranged on sturdy, non-flexible, flat, (Appropriately covered) surfaces. Not to exceed 14x22. PLEASE DO NOT USE A POSTER BOARD.)

1. AGRICULTURAL
2. PEOPLE/PORTRAITS
3. ANIMALS
4. ARCHITECTURAL
5. NATURE
6. HISTORICAL
7. SPORTS
8. CANDID SHOTS
9. SUNSETS & SUNRISES
10. OTHER

LOT 3 – PICTURE STORY
5-7 pictures appropriately mounted in a sequence that tells a story.)
1. OTHER

LOT 4 – PHOTOGRAPHY PROJECT
Exhibitors took the photo, developed, and printed the photo, mounted, or framed photo. A. JUNIOR 8-10; B. YOUTH 11-13; C. SENIOR 14-19; D. ADULT 20-UP; E. PROFESSIONAL

1. SCENIC
2. ANIMALS & NATURE
3. STILL LIFE & PORTRAITS
4. CANDID SHOTS
5. UNCLASSIFIED

LOT 5 – BEAUTIFUL BABIES
This category is your opportunity to show your beautiful baby at his/her best, this includes your favorite pet or maybe your mothers or dad’s baby picture. Each entry must be ready to hang or stand on its own. Professional photos should be identified as such.

1. PEOPLE BABIES
2. ANIMAL BABIES
3. OTHER

LOT 6 – CANVAS PRINTS
1. AGRICULTURAL
2. PEOPLE/PORTRAITS
3. ANIMALS
4. ARCHITECTURAL
5. NATURE
6. HISTORICAL

- 7. SPORTS
- 8. CANDID SHOTS
- 9. SUNSETS & SUNRISES
- 10. OTHER

LOT 7 – CELL PHONE - Pictures taken with your cell phone and developed

CLASS J
THE ARTS GALLERY

Superintendent: Crystal Brunsch, Angel Lindsey
ENTRIES RECEIVED: Friday, July 25, 9 a.m.-1 p.m. Judging will begin Friday at 2 p.m. **CHECK OUT:** Friday, August 1, 9 a.m-12 p.m.

Entries previously exhibited at this Fair are not eligible for competition again. All paintings and drawings are to be mounted and/or framed for hanging with an appropriate backing of art paper or canvas. Your name and address must be placed on the back of each exhibit. (Not on the front.) ALL ENTRIES MUST BE AN ORIGINAL (no patterns or copying) WORK OF THE EXHIBITOR. An entry similar to another exhibitor’s entry in subject or style is acceptable and encouraged for exhibit. Each exhibit will be judged on its own merits not in competition with another exhibit. Entries must be original work by the exhibitor. Foam core backing may be used for Junior and Youth.

LOT 1 – PAINTING

- 1. OIL
- 2. ACRYLIC
- 3. PASTEL
- 4. CHARCOAL
- 5. CHALK
- 6. WATERCOLOR
- 7. PEN AND INK
- 8. VELVET
- 9. ME TIENES PAPER
- 10. OTHER

LOT 2 – POTTERY

- 1. HAND THROWN
- 2. WHEEL
- 3. SLAB POT TECHNIQUE
- 4. COIL
- 5. OTHER

LOT 3 – SCULPTURE

- 1. CAST METAL
- 2. WELDED METAL
- 3. PORCELAIN
- 4. PLASTER
- 5. WOOD CANING
- 6. PAPER
- 7. MIXED MEDIUMS
- 8. MOBILE UNITS
- 9. SCRIMSHAW
- 10. BRONZE
- 11. CLAY
- 12. OTHER

LOT 4 – GLASSWARE

- 1. BLOWN GLASS
- 2. PAINTING ON GLASS
- 3. ACID ETCHING
- 4. SAND ETCHING
- 5. OTHER

LOT 5 – STAINED GLASS

- A. Copper foil; B. Leaded
- 1. SUN CATCHERS (original, not from kit)
- 2. MIRROR
- 3. WINDOW
- 4. TABLE ORNAMENT
- 5. OTHER

LOT 6 – SCREEN PAINTING

- 1. GARMENT
- 2. WALL HANGING
- 3. OTHER

LOT 7 – MISCELLANEOUS ART

- 1. CARTOON CHARACTERS
- 2. CHARACTERIZATIONS

- 3. ILLUSTRATIVE ART
- 4. ADVERTISING ART
- 5. DECORATIVE
- 6. OTHER

LOT 8 – FIBER ARTS

Creative weaves of the artist’s original design such as baskets, beadwork, rugs, clothing.

- 1. WOOD
- 2. NATURAL FIBER
- 3. FABRIC
- 4. WHEAT WEAVING
- 5. WEAVING
- 6. SPINNING
- 7. RECYCLED
- 8. OTHER

LOT 9 – COMPUTER GRAPHICS

Presentation is important for judging.

- 1. LOGO DESIGN
- 2. LETTERHEAD
- 3. CHART/GRAPH DESIGN
- 4. POSTER DESIGN
- 5. CALENDAR DESIGN
- 6. SIGN
- 7. MANUSCRIPT
- 8. OTHER

LOT 10 – CALLIGRAPHY

- 1. ANNOUNCEMENTS
- 2. CARDS
- 3. STATIONARY
- 4. SCRAPBOOK PAGES
- 5. OTHER

LOT 11 – DRAWINGS

Drawings should have cover to prevent smudging.

- 1. PENCIL
- 2. COLORED PENCIL
- 3. OTHER

LOT 12 – PATTERN ART

This lot only can be from a pattern and will be judged as such. A copy of the original pattern must be attached to the exhibit. Include a 3x5 card explaining your interpretation of the exhibit.

- 1. OIL
- 2. ACRYLIC
- 3. PASTEL
- 4. CHARCOAL
- 5. CHALK
- 6. WATERCOLOR
- 7. PEN AND INK
- 8. VELVET
- 9. ME TIENES PAPER
- 10. OTHER

CLASS K
LIBRARY

Superintendents: Crystal Brunsch, Angel Lindsey
ENTRIES RECEIVED: Friday, July 25, 9 a.m.-1 p.m. Judging will begin Friday at 2 p.m. **CHECK OUT:** Friday, August 1, 9 a.m-12 p.m.

LOT 1 – LITERATURE

Entries must be the original work of the exhibitor. Need not be published but must be easily read and presented in a completed form. Grammar, punctuation, spelling, content, titling, and presentation will all be considered in judging.

- 1. AUTOBIOGRAPHY
- 2. BOOK (list category) EX. HISTORICAL, FICTION, ETC.
- 3. SHORT STORY PROSE (max. 2400 words)
- 4. POETRY
- 5. EPIC POEM
- 6. CREATIVE WRITING
 - A. Mystery
 - B. Drama
 - C. Other
- 7. CHILDREN’S STORY
- 8. MUSIC (a tape combining music and words is helpful but not required)

- 9. NEWS ITEM
- 10. NOVEL
- 11. CARTOON STORY
- 12. ESSAY (600-1500 words)
- 13. DRAMATIC SCRIPT
- 14. OTHER

CLASS L
ANTIQUES

Superintendents: Crystal Brunsch, Angel Lindsey
ENTRIES RECEIVED: Friday, July 25, 9 a.m.-1 p.m. Judging will begin Friday at 2 p.m. **CHECK OUT:** Friday, August 1, 9 a.m-12 p.m.

Collectibles should be 50 years and older and should be accompanied by history of the exhibit on a 3x5 card. Ribbons will be awarded on the basis of the oldest condition, relevance to the owner, and most interesting article. Questions refer to a Fair open class Superintendent.

- 1. QUILTS
- 2. HOUSEHOLD
- 3. FURNITURE
- 4. BOOKS
- 5. TOYS
- 6. PICTURES
- 7. RESTORED ANTIQUES
- 8. MACHINERY
- 9. MISCELLANEOUS

CLASS N
WELDING

ENTRIES RECEIVED: Friday, July 25, 9 a.m.-1 p.m. Judging will begin Friday at 2 p.m. **CHECK OUT:** Friday, August 1, 9 a.m.-12 p.m.

Each Exhibit must have a 3x5 card explaining what welds were used to make the exhibit.

- 1. STICK
- 2. WIRE
- 3. BRAZING
- 4. OTHER

— Nightly Event Sponsors —
A Big thank you to these sponsors:
GMC of Chadron/Polaris, Bobcat;
Security First Bank; Butler Ag;
Beguín Propane; Butch Hollibaugh Trucking;
Bacaracks; Crawford Livestock;
Wild Excavation; Chadron Insurance;
Boone Huffman/Riomax;
Mandelko Hay Grinding;
Eagle Chevrolet; Terry Connell Trucking;
Bauerkempers; Madsen Custom Spraying;
Scherbarth Trucking; Studio 308

— Open Class Sponsors —
Without these sponsors
Open Class wouldn't happen:
Bauerkempers; Beguín Propane; Bloom;
Chadron Insurance; Terry Connell Trucking;
Pine Ridge Quilt Guild; Ron and Lue Jensen;
H&R Block; Eagle Communications;
Wahlstrom Ford; Herren Brothers True Value;
Jodi Reitz; & Rosalee Tollman

DAWES COUNTY 4-H YOUTH PROGRAM

Fair Registration Deadline is July 1


General 4-H Rules:

- A. **Eligibility of Exhibitors:** Exhibitors are limited to boys and girls who are enrolled in 4-H in Dawes County by June 15. Age is based on how old the youth was before January 1, of the current year: •**Clover Kids:** 5-7; •**Junior Division:** 8-10; •**Intermediate Division:** 11-13; •**Senior Division:** 14-18
- B. **4-H members must have been enrolled in the 4-H by June 15.** Exhibits must be the result of 4-H projects since the last County Fair.
- C. **Responsibility for Entry:** The responsibility for making proper entry rests with the exhibitors. It is the responsibility of the exhibitors of livestock that an appropriate ownership affidavit was submitted by the deadline date to the NE Extension Office.
- D. **Deadline Dates for 2025:**
•4-H Enrollment: Make checks payable to Dawes County 4-H Council: **October 1–June 15: Fee: \$3.00**
•4-H Project Enrollment Deadline June 15: MEMBERS MUST BE ENROLLED IN 4-H BY JUNE 15 TO BE ELIGIBLE TO COMPETE AT THE COUNTY AND STATE FAIRS.
•Animal Affidavits Deadline June 15: This includes the following species: Rabbit, Breeding Heifer, Market Beef, Feeder Calf, Bucket Calf, Dairy, Breeding Ewe, Market Lamb, Breeding Doe, Market Goat, Dairy Goat, Market Swine, and Horse. Swine affidavits must be accompanied by two photos properly identifying the project Swine with the tag clearly visible in the ear. Photo one should show the complete Swine and photo two should be a close-up of the tag in the Swine's ear. **New in 2019:* A Beef Breeder affidavit signed by the breeder of the animal will be required for youth to turn in when they turn in their affidavits. If there is no Beef breeder animal affidavit, will be placed in All Other Breed class.
•REMEMBER: Proper identification of project animals ensures that members are getting the full benefit of the 4-H Program, learning to properly care for and work with an animal through the year.
•Youth for the Quality Care of Animals (YQCA) Deadline: June 15
•Dawes County Fair Registration Deadline July 1.

Late entries will be accepted from July 2–July 10 with a fee. Late fee per member: Static \$25/Livestock \$50. Maximum late fee per member is \$50. ABSOLUTELY NO FAIR ENTRIES WILL BE ACCEPTED AFTER JULY 10!!

- E. **DRESS CODE:** 4-H livestock (excluding horse), small animal, and static exhibitors are required to wear a plain white shirt (collar button only may be left undone) OR an official Dawes County 4-H T-shirt (this includes the new Farm Credit t-shirt), blue jeans (no holes), and closed toed shoes or boots. Livestock exhibitors must wear hard-soled shoes or boots. Dairy and Dairy Goat exhibitors may wear dark blue jeans or white pants. No club identification, hats, caps, or other types of headgear are to be worn. Neckties are permissible in horse events only. Horse exhibitors are required to follow the dress code outlined in the official 4-H Horse Show and Judging Guide. It is an honor and privilege to wear proper attire and is an early education to dressing appropriately for job interviews. First impressions are extremely important so dressing appropriately and being neat and clean reflecting an image of success. Dress code violation reduces placing by one ribbon.
- F. **Authority:** Each Division Superintendent shall have the authority to make all decisions within their respective areas in accordance with rules and regulations set forth in this premium list.
- G. **Only those market animals exhibited at the fair will be eligible for the sale.**
- H. **Interview Judging:**
•4-H members entering static exhibits are encouraged to participate in interview judging. This allows them to discuss their 4-H exhibits directly with the judge and describe the process they took preparing their project. In addition, interview judging will give judges an opportunity to provide positive input and helpful suggestions to the 4-H member.
•Interview judging is optional and there will be no deduction in ribbon placing for those not participating.
•Parents/guardians are allowed to listen to the interview process between the youth and the judge. However, they are asked not to interfere with or offer comments during the interview process.
- I. **Protest Committee/Grievance Procedure:** Adopted on October 14, 2014: Addition of the County Grievance Policy. *In accordance with state policy 2.7.5.*
•The NE Extension Staff in Dawes County, together with the Dawes County 4-H Council, who will serve as the Protest Committee, has the authority to make appropriate decisions on local 4-H disputes. These decisions will be formulated using state policy and national directives as formulated by this policy or as dictated by law.
•All protests must be submitted in writing and signed by the protester.
•The written protest must include:
 o Name of persons involved.
 o Cause of complaint or appeal.
 o Situation and documentation.
 o Recommendations for correction.
 o Specific action, rule, etc., in question.
 o Additional persons the committee may contact for further clarification.
 o Procedures and/or steps carried out by the person involved prior to submission of the protest to the Dawes County 4-H Council.
•Membership of the Protest Committee is made up of the Dawes County 4-H Council Board.
•Protests will not be accepted after the exhibit or event/activity is completed/released. For example, an issue at Fair will not be accepted as a protest after Fair has ended and everything has been released.
•The protest will be acknowledged after receiving the written protest and will be responded to in a timely manner.

- Protests related to judges' integrity, decision, placing, or other evaluations will not be accepted.
- The committee will review the written protest. They may call for a face-to-face meeting with affected persons and event leadership to discuss the situation and the official ruling. Recommendations will be developed, followed, and communicated both verbally and in writing to the individual or group affected.
- Failure of the protester to attend the face-to-face meeting with the Protest Committee will result in no action.
- In cases of protest, the 4-H member/parent/leader may continue to participate. Results of participation will be subject to change based on the outcome of the protest process.
- The Protest Committee and Event Leadership reserve the right to withhold any award. The 4-H member/parent/leader may be excluded from 4-H if action warrants.
- J. **APPROPRIATE BEHAVIOR AND MANAGEMENT:** Exhibitors shall at all times demonstrate honesty, good sportsmanship, and comply with the 4-H Code of Conduct. Inappropriate behavior or project management by exhibitors, family members or others could result in disqualification of entry and/or exhibitor. All complaints of violations should be put in writing and signed. The 4-H Executive Council will review all submissions and take appropriate action.
- K. **STATE FAIR EXHIBITS AND TRIPS:**
•All static exhibits must have received a purple ribbon at the County Fair to advance to the State Fair.
•4-H members must be 8 years of age before January 1, of the current year.
- L. **RIBBONS, AWARDS AND TROPHIES:** Nebraska 4-H system utilizes a "group" or "Danish" approach to awarding ribbons. The group or Danish method is a method of evaluating entries or exhibits in a particular class or contest according to the standards developed for that class or contest. All exhibits in this approach are judged in comparison with a standard as opposed to comparison with other exhibits in a class. The standard for each exhibit is established by the characteristics of the "ideal" product in each category. If the performance of 4-H members is being evaluated, consideration of their age and/or development and experience must be taken into account. The entries, exhibits, or contestants are evaluated and arranged into groups for recognition of their achievement based upon how close the exhibit meets the pre-established standards. After evaluation of each item in the class, the entire class may be subdivided into four groups according to their own merit. The groupings or ribbons are as follows:
•Purple (Superior): A purple is awarded to those entries that far exceed the average standard or meet the standards established for that particular class. This award indicates a near perfect exhibit.
•Blue (Excellent): A blue is awarded to those entries that exceed the average standard. This award indicates a certain degree of excellence that exceeds the average expectation and may be given to multiple participants.
•Red (Good): A red is awarded to those entries that meet the average standard or are slightly below the average standard established for that respective class. The general level of accomplishment meets expectations but is less than excellent. Shortcomings are found in certain aspects to cause this ranking.
•White (Fair): A white is awarded to those entries that do not meet average standard. The level of accomplishment is less than expected. A ranking of white is deserved due to the severe shortcoming from the good standard.
•Participation Ribbons: 4-H Clover Kids (ages 5-7) who are prohibited from participating in any competitive events will be awarded multi-colored participation ribbons with no connotation of placement.



Congratulations

Dawes County

4-H Seniors

Jodean Chesley
Kade Keim
Jose Obando
Jadyn Tidyman

Wishing you all the best in your
future endeavors!

•**Champion and Reserve Rosettes:** Division/Class category Champions/Reserve Champions (as specified by the Fairbook) will receive large rosettes (Purple for Champion, Pink for Reserve Champion). “Best of Show” rosettes will be awarded to the Overall Champion in the static and livestock exhibits where multiple divisions and classes are under one specific heading. Example: Grand Champion Market Beef or Grand Champion Photography I, II, or III. Overall Awards will not be given in any class that does not show a purple or blue exhibit.

•**Award Stickers:** As a cost saving measure, award stickers signifying the ribbon placing will be attached to all static entry cards and given to all livestock exhibitors to be placed on stall cards. Traditional ribbons will be given to any exhibitor upon request. Rainbow Ribbons will still be given to all Clover Kids.

•**4-H PREMIUMS:**

- o Grand Champion: \$3.00
- o Reserve Champion: \$2.50
- o Purple: \$2.00
- o Blue: \$1.50
- o Red: \$1.00
- o White: \$0.75

STATIC EXHIBIT SILENT AUCTION:

General Rules:

- A. Any 4-H member, age 8-18 as of January 1 may sell in the Static Exhibit Silent Auction.
- B. Youth must have entered a static exhibit for judging at the Dawes County Fair and been enrolled in a project for which eligible auction items are allowed in order to participate in silent auction.
- C. Eligible items for the silent auction include: all static exhibits except foods. Dawes County has a separate auction for foods. *See Creative Chefs Auction* for details.
- D. Static exhibits will be entered Monday, July 28, 9 a.m.–1 p.m.
- E. The Static Exhibit Silent Auction will open Tuesday, July 29, at 8 a.m. and close Friday, August 1, at 6 p.m.
- F. Youth may only sell two items in the static auction.
- G. If youth wish to auction a static exhibit item, youth must mark that they plan to sell an item on their fair registration form due July 1. A specific class number does not need to be marked. Youth will need to let Extension Office know shortly after results are posted which item or items they plan to sell. Items sold in auction WILL NOT be eligible for State Fair.
- H. Starting bid will be set by youth at Static Check-In on Monday, July 28.
- I. Eligible bids will consist of a name and phone number legibly printed on bid sheet.

- J. After bid sheets are pulled 30 minutes after Livestock Sale, it is the responsibility of the 4-H member to contact winning bidder to pick up and pay for exhibits during Static Check-Out on Saturday, August 2, 8 a.m.–10 a.m. If winning bidder fails to pick up or make arrangements after one week, the second highest bidder is to be considered the winning bidder and contacted.
- K. 4-H members will be given a copy of bid sheet once the auction is closed. 4-H members must return the bid sheet signed by bidder to the Extension Office to show proof of exchange.

ANIMAL SCIENCE

General Rules

Livestock/Animal General Rules and Guidelines:

- A. **Pen, Tie, and Tack Assignments:** Pen, tie, and tack assignments will be made by a committee of Large Animal Superintendents and office staff the week before Fair. Pens and ties will take precedence over tacks. Clover Kids are not allowed a pen of their own. Emphasis will be placed on keeping clubs together if submitted by deadline July 1.
- B. **Check-In & Check-Out:** Animals may not arrive more than 24 hours prior to animal Check-In time. Market animals may not Check-Out until after the Livestock Sale.
- C. **Back Tags:** Back tags with individual 4-H member numbers MUST be worn during ALL events in which competing. Exhibitors may pick up their back tags in the 4-H Building on Monday, during Static Exhibit Check-In. Those competing in Horse, Cat, and Dog Shows may pick up their number during Check-In of those events. Back tags will also be available at the Extension Office one week prior to Fair, so they can be laminated in advance. Safety pins are the responsibility of the exhibitor. EXHIBITORS WILL ONLY BE ISSUED 2 BACK TAGS FOR THE ENTIRE WEEK OF FAIR.
- D. **Livestock Tags:** Tags for Beef and Swine are available at the Nebraska Extension Office. Members are allowed three, free tags per species and will be charged \$1.00 for additional tags. Livestock tags need to be in animal’s ears when they come across the scale at species initial weigh-ins.
- E. **Youth for the Quality Care of Animals (YQCA):** Any 4-H youth, ages 8-18, enrolled in a livestock project including Beef, Dairy Cattle, Dairy Goat, Meat Goat, Poultry, Rabbit, Sheep, and Swine are required to complete three modules online or attend the in-person YQCA training by JUNE 15!
- F. **Ownership of Animals & Poultry:** All animals and poultry in the 4-H Show must be owned by the exhibitor who entered it. Horse lease arrangements are acceptable but must be certified on the appropriate forms in the Extension Office. **Ownership affidavits for Beef, Horse,**

Sheep, Swine, Dairy, Companion, Exotic, and Meat Goats must be submitted to the Extension Office by June 15. ID’s will be checked on entry day.

- G. **Showmanship:** An exhibitor must use their own animal for the Showmanship class and the animal must be entered and shown in a Market, Breeding, Stocker Feeder, or Bucket/Bottle class.
- H. **Unruly or Uncontrollable Animals:** An animal that becomes wild and uncontrollable during the Fair or show may be declared ineligible by the division Superintendent.
- I. **Animal Testing and Examination:** Any animal entered in 4-H classes that are tampered with by unusual means to change appearance or weight may be declared ineligible by review of Superintendents, 4-H Executive Council, and Nebraska Extension staff. If necessary, the cost of testing will be the responsibility of the exhibitor if an infraction is documented.
- J. **Substitute Showman:** An animal must be shown by the 4-H owner who entered it unless the exhibitor is excused by the division Superintendent because of serious illness, disability due to an injury (e.g. broken arm or leg) or conflict with other livestock classes. An exhibitor who has more than one animal in a class needs to secure approval for another 4-H member, eligible to exhibit livestock, to show the additional animal in the class. Substitute showmen must be a 4-H member exhibiting in one of the livestock shows at the Dawes County 4-H Fair.
- K. **Dress Code:** 4-H livestock and small animal exhibitors (excluding horse) are required to wear a plain white shirt (collar button only may be left undone) OR an official Dawes County 4-H T-Shirt, blue jeans (no holes), and hard-soled shoes or boots. Dairy and Dairy Goat exhibitors may wear dark blue jeans or white pants. No club identification, hats, caps or other types of headgear are to be worn. Neckties are permissible in horse events only. Horse exhibitors are required to follow the dress code outlined in the official 4-H Horse Show and Judging Guide. Dress code violation reduces placing by one ribbon. 4-H armbands will be required to be worn by all Horse exhibitors. These are available for purchase in the Extension Office or can be borrowed on the day of the horse show.
- L. **Market Animals to be Shown at State Fair:** MUST have hair samples for DNA on file along with an EID Tag. Deadline for DNA is June 15. Pre-entry deadline for the State Fair and Ak-Sar-Ben is August 10, 8 p.m. Central Time.
- M. **Rate of Gain Contest:** Calculated as follows: pounds gained divided by number of days on feed. Days on feed will be the number of days from initial weigh-in to the date of weigh-in at the County Fair. Rate of Gain results will be posted immediately following announcing winners during species show.

EXCELLENCE IN HEALTHCARE

CHADRON COMMUNITY HOSPITAL
& HEALTH SERVICES

825 CENTENNIAL DRIVE | CHADRON, NE | 308.432.5586 | CHADRONHOSPITAL.COM

COMPASSIONATE, QUALITY,
PERSONALIZED CARE
THAT'S CLOSER TO HOME

Providing a variety of specialty
clinics, and the best patient
experience in surgery,
treatment, recovery, and
rehabilitation, from head to toe.

N. **Grooming of Livestock:**

•Preparation and grooming of an animal should be the primary responsibility of the exhibitor, however, assistance may be provided by other 4-H or FFA exhibitors, immediate family members or another person acting in a mentoring and teaching capacity. Exhibitors shall not add materials, natural or synthetic, which extend body shapes beyond normal limits.

•Upon violation of above rules, the 4-H member's animal involved may be lowered one or two ribbon placing(s) or may be disqualified from the show.

O. **Breaking market classes into weight divisions:**

Superintendents for each species are responsible with the general rule being a minimum of four animals per class.

P. **Reweighs:** Exhibitors will be allowed to weigh their market animals only once. Exceptions can be made by Superintendents if there are mechanical malfunctions of the scale, but the animal must be backed off the scale and immediately reweighed. Animals should be clean (excessive mud, manure, etc. removed) for weigh-in.Q. **Health Requirements:** All exhibitors must comply with the respective Livestock Health Requirements. All livestock are subject to examination, upon arrival, for evidence of infectious or contagious diseases, open wounds and other animal health concerns and if such is found, they will not be allowed entrance onto the grounds. Diseased or injured animals may be removed from the grounds upon a recommendation of a veterinarian.

•Under no circumstances may animals under quarantine be exhibited.

•Only animals not showing signs of infectious or contagious diseases will be allowed to show. Animals with active ringworm, lesions, visible warts, dermatitis or abscesses will not be allowed on the grounds or allowed to show.

R. **MINIMUM/MAXIMUM WEIGHT REQUIREMENTS:**

•Market Beef: Steers 1,150 lbs./1,700 lbs.; Heifers 1,050 lbs./1,700 lbs.

•Market Goat: 50 lbs./120 lbs.

•Market Sheep: 100 lbs./180 lbs.

•Market Swine: 220 lbs./350 lbs.

Herdsmanship Contest:**General Rules:**

- Herdsmanship duties are the responsibility of exhibitors rather than leaders and parents.
- Herdsmanship begins with the Check-In of livestock and ends with the clean-up after the Fair.
- 4-H Members are responsible for their animal(s) at all times. Animals are on display to promote 4-H and proper animal handling.
- Judges will be anonymous.
- Scoring:** 100 points possible each day with a maximum of 500 Points.

•**25 Points Animals:** clean at all times with proper grooming, feeding, bedding and care apparent.

•**10 Points Stalls:** clean and neat, bedding clean and fresh, feed and feed pans/buckets clean and in place. Stalls and pens must be cleaned before 9 a.m. each day.

•**10 Points Tack and Feed Area:** kept clean and neatly arranged, fork handles, and similar equipment kept down.

•**25 Points Alley:** Exhibitors' share of alley area kept clean. Wheelbarrows and equipment kept from aisle. Alleys must be swept by 9 a.m. each day.

•**25 Points Exhibitors:** Proper courtesy and conduct shown by exhibitors at all times including with the public and other exhibitors. Need to be near animal so as to answer questions about your project, unless otherwise showing.

•**05 Points Promotion:** Ribbons/award stickers and signs displayed so sponsors can be recognized.

Carcass Contest:**General Rules:**

- Any 4-H Member with Market Beef, Swine, Sheep, and Goats will be eligible for the Carcass Contest.

B. All market animals will be ultra-sounded at weigh-ins on Tuesday, July 29.

C. *New in 2021 – The 4-H Council will pay for an ultra-sound for one market animal per 4-H Member if they attend the educational session about ultra-sounding provided by 4-H. If youth doesn't attend, 4-H Council will not pay.

D. 4-H Members are allowed to purchase as many ultrasounds as they would like at their own cost at \$7.00/animal.

E. **4-H Members must turn in a Carcass Contest registration form to the Extension Office by July 1.**

Showmanship Contest Round Robin:

Superintendents: Large: Ryan Sellman, Marisa Betson

Small: Buffy Allred, Connie Moore

A Showmanship contest will be held at the beginning of each animal project show. Exhibitors taking part in this contest will be judged on their skill as showmen and appearance of their animals. While grooming counts, breed and individual excellence of the animal does not. Round Robin contestants will be comprised of senior Showmanship winners (champion and reserve). In the event there isn't a senior representative in a species, the champion intermediate will be chosen to round out the field of contestants. Please refer to the Fair schedule for date and time of Round Robin contest.

General Rules:

- The Champion Senior Showman for each species will be eligible to compete in the Round Robin contest.
- If a senior level youth wins Showmanship in more than one species, he/she will draw to see which species they will represent in the Round Robin contest. The Reserve Champion senior from the species not drawn will then be eligible to compete.
- In the event that there is no senior exhibitor in a Showmanship contest for a particular species, then the Champion Intermediate Showman will be allowed to participate in the Round Robin contest.
- A maximum of 7 youth will show in the Large Animal Round Robin, and 4 in the Small Animal Round Robin.
- Contestants will not be allowed to look at their cell phones during contest.

Good Luck at the Dawes County Fair 4-H'ers

Crawford Livestock Market

Rich & Alicia Robertson: 308-340-1165 • Office: 308-665-2220

Like us on Facebook® • clm@crawfordlivestock.com • www.crawfordlivestock.com

- F. Both Small and Large Animal Round Robin contestants will not be allowed to see the Final Master scoresheet. Participants will be able to view any individual feedback if given by judges.
- G. **Large Animal:**
- Includes Beef, Dairy Cattle, Sheep, Swine, Goat, Horse, and Dairy Goat
 - No BULLS of any age can be shown in the Showmanship Contest/Round Robin.
- H. **Small Animal:**
- Includes Dog, Cat, Poultry, and Rabbit
 - Dog and Cat species will need to go first followed by Rabbit and Poultry. A draw for species can still be made, however, draw from Dog/Cat first and then Rabbit/Poultry.
- I. **Superintendents: (Large and Small Animal)**
- Superintendents for each species must confirm with the Champion Showman as soon as possible on their intention of entering the Round Robin competition.
 - Superintendents for each species are responsible to select remaining animals for the Round Robin contest besides the animal for the Round Robin Champion contestant that represents the species.
- J. **Contest Structure:**
- Round Robin Superintendents will draw for order in which species will be shown except for Swine. Swine will always go first.
 - The youth representing the species will go first in order with other contestants drawing for the remaining positions.
 - Contestants will not be allowed to watch other contestants.
 - Contestants will draw from the animals selected by the Large and Small Animal Superintendents and will then compete with the animal drawn.
 - A Round Robin contestant CANNOT show their own animal EXCEPT for the champion contestant representing the species. Showmanship champions will be allowed to show their own animal in the round robin contest. If a youth wins two species Showmanship, youth is ONLY allowed to show their animal in the species they represent.
 - A winner will be chosen for Large Animal and Small Animal based on their cumulative point total.
 - If there is a tie, a tie breaker question will be asked about the last species shown to each exhibitor.

Foundation Livestock Sale Rules and Guidelines:

The Dawes County Foundation Livestock Sale will be a Retained Ownership Option Auction. This offers an option to exhibitors in which ownership may be retained. The exhibitor must notify the sale committee of the intent to retain ownership when their sale cards are turned in before the sale list is compiled. The buyer therefore knows the ownership will remain with the exhibitor allowing the exhibitor to show the animal at other shows if they so desire. For the Retained Ownership Option, the buyer will pay the amount above the resale price. The resale price is deducted from the 4-H member's sale total for the animal. The exhibitor only receives the amount above the resale price. Animals that go through a change of ownership sale are ineligible to show at State Fair, Ak-Sar-Ben, and Western Junior Livestock Show.

- A. **4-H member's sale quota will be TWO animals ONLY.** It can be a combination of two different species or two animals of the same species. Qualifying animals include Beef, Sheep, Swine, Goat, Market Poultry, and Market Rabbits.
- B. 3% will be withheld from each exhibitor's check as sale commission. The commission will be used to pay for advertising, brand inspection, Beef check-off, yarder, sale pictures, buyers' meal, scale testing, shavings, and improvements to the fairgrounds.
- C. **4-H members selling animals MUST fill out SALE CARDS** and turn into the Fair Office by Thursday, July 31, at the conclusion of the last livestock show.
- D. **4-H members retaining ownership MUST let the sale**

committee know by Thursday, July 31, at the conclusion of the last livestock show.

- E. 4-H Foundation Livestock Sale is Friday, August 1, at 6 p.m.
- F. Exhibitors unable to be present for the sale must provide a written statement in advance to the Foundation Sale Committee and receive approval for their request.
- G. 4-H Dress Code applies to exhibitors selling animals at the Foundation Livestock Sale.
- H. All Large Animal Superintendents as well as Rabbit and Poultry Superintendents need to work with the Sale Committee.
- I. **All exhibitors participating in the Foundation Livestock Sale must have received Youth for the Quality Care of Animals (YQCA) Training.**
- J. Species must meet the market weight requirements to be eligible for sale.
- K. The "Champion Pen of 3" award will not impact the sale order.
- L. Treatment of Sick Market Animals at Fair: Animals which are administered treatment of medication having a withdrawal time period will be disqualified from the sale.

*****IN THE CASE OF SOLD MARKET ANIMALS*****

If there is evidence that an exhibitor violated the Quality Assurance Agreement and has used drugs or other measures to enhance animal presentation while risking the quality of the animal – verified by observation or from testing results after the sale of the animal – the exhibitor will forfeit all monies received back to the buyer and will be subject to one year ineligibility of selling any market animals.

BEEF

Department G

**Superintendents: Ryan Sellman, Ron Betson,
Buffy Hourt-Allred**

**Junior Superintendents: Kody Keim, Jadyn Tidyman,
Alexandra Rasmussen**

BEEF RULES AND GUIDELINES:

- A. **General Animal Science and Livestock Rules apply to this Department.**
- B. **Number of Entries per Exhibitor:** A 4-H Member is limited to 3 breeding cattle, 3 stocker/feeder, 3 Market Beef, and one Bucket Calf. Breeding cattle entered in this show must be owned by the exhibitor by June 15 of the current year.
- C. **Tie-Outs Permitted:** NOT BEFORE 6:30 p.m. on any evening.
- D. Exhibitors furnish their own feed and bedding.
- E. **Weighing and Checking Identification:** Market Steers and Heifers will be weighed on Tuesday, July 29 from 4-5:30 p.m. to establish classes and will be weighed only once. No re-weighs. Entry weight is sale weight.
- F. **Minimum/Maximum Weights:** No re-weighs will be allowed. Market Steers must weigh a minimum of 1,150 lbs. to sell, and Market Heifers must weigh a minimum of 1,050 lbs. to sell, and for the Rate of Gain Contest. ADOPTED IN 2017: For selling purposes only, youth will only be paid up to a maximum weight of 1,700 lbs.
- G. **All Beef must have official 4-H ownership affidavits on file for the current year.** A British Breed Certificate must be on file for the current year and signed by the breeder of the animal for it to participate in the British Breed Class. This includes breeding, stocker feeder, bucket calves if there are enough animals to be divided up by breeds. If not, Beef will be placed in exotic division.
- H. **All market heifers must have a Bangs tag and legible tattoo OR Spay Certificate to be sold in the Sale.**
- I. **Breed Divisions:** British Division includes Angus (Red and Black), Shorthorn and Hereford, or any combination of these breeds. Exotic Division includes: All other breeds that are not listed under the British Division, or any combination of those breeds, or a combination of those breeds and a British Breed.
- J. **Rate of Gain:** Rate of Gain requirements are no longer

valid for placing. However, there is a special ROG award.

- K. **Stocker-Feeder Calves:** Released after being shown
- L. **Shows:** All Beef will be shown on Thursday, July 31. (Showmanship, Breeding, Stocker Feeders, and Market)
- M. **IF YOU CHOOSE TO EXHIBIT AT AK-SAR-BEN OR STATE FAIR:** Market Beef Steers and Heifers must have an EID Tag and DNA on file by June 15. Breeding Heifers must have a Tattoo and Breeding Nomination Card on file by June 15. State Fair and Ak-Sar-Ben entries are due by August 10.
- N. **Bucket Calf:** PURPOSE: To provide greater consistency in judging while improving the educational impact of the project. Record book will help teach proper health care and nutritional requirements of young cattle, basic Beef management skills without a large investment, basic record-keeping skills, and provide a better understanding of the feeder cattle industry.

GUIDELINES:

1. A Bucket Calf is an orphan or newborn calf; male or female; dairy, beef, or cross; fed on a bucket or bottle; or on a nurse cow. Select and/or purchase a calf born between January 1 and June 15 of current project year within two weeks of birth. Calf Sources - Feedlots, dairies, sale barn, neighbor, calving cull cows.
2. **Exhibitors can be ages 8-18** (by January 1); must be enrolled in the Bucket Calf Project; and have completed the annual Livestock Quality Assurance class.
3. **Exhibitors will need to complete the Bucket Calf Record Book** (available online at: <https://extension.unl.edu/statewide/dawes/4-h-dawes-county/dawes-county-fair/>). This should be completed and turned into the Extension Office by Tuesday, July 29 to allow the judge time to read and prepare for interviews.
4. 4-H member should develop management and marketing plan with parent, leader or banker.
5. **Identification:** Bucket Calf should carry an official 4-H ear tag and be identified on a 4-H affidavit with signed form turned into the Extension Office by June 15. Member may identify more animals but will be limited to one calf for exhibit at the fair.
6. Exhibitors will sign up for interview times when submitting their completed record book. Interviews will be held on Thursday, July 31, 8-10 a.m. Calves will be shown at halter. Clipping is optional.
7. Calves will be presented to the public on Thursday, July 31, for presentation of awards. All judging will have been done prior to that time.
8. Bucket Calves will be dismissed immediately following the award presentations.



Insurance for Whatever Life Deals You!

Choice@BeefState.Agency

308-665-2602

Justin "Jake" Tollman

415 Second Street • PO BOX 232 • Crawford

9. Bucket Calves are eligible for Beef or Dairy Showmanship by all age divisions.
10. **Judging:** The Bucket Calf Project will be judged according to the following scorecard:
- | | |
|---|-----|
| •Eval. of a completed record | 35% |
| •Eval. of member’s knowledge by interview | 35% |
| •Quality and condition of animal | 15% |
| •Evidence of training and showing | 15% |

DIVISION 005: BEEF
G005001. Senior Showmanship.
G005002. Intermediate Showmanship.
G005003. Junior Showmanship.
G005004. Clover Kid Showmanship. (Calf under 350 pounds & no more than 6 months of age)
G005005. Bucket Calf.
G005006. Cow/Calf Pair.

STOCKER/FEEDER CALVES:
G005007. Heifer.
G005008. Steer.

	BRITISH	EXOTIC
BREEDING HEIFERS:	CLASS #	CLASS #
Heifer Calves. (Jan.–Jun. 25)	G005009.	G005010.
Heifer Calves. (Nov.–Dec. 24)	G005011.	G005012.
Heifer Calves. (Sept.–Oct. 24)	G005013.	G005014.
Yearling Heifers. (May–Aug. 24)	G005015.	G005016.
Yearling Heifers. (Mar.–April 24)	G005017.	G005018.
Yearling Heifers. (Jan.–Feb. 24)	G005019.	G005020.

BULLS:		
Calved 2025.	G005021.	G005022.
Yearling Bulls – Calved 2024.	G005023.	G005024.

MARKET:		
Heifers.	G005025.	G005026.
Steers.	G005027.	G005028.

G005040. GROUP OF 5 MARKET CALVES. (All from one Club)

CAT
Department G
Superintendent: Buffy Hourt-Allred
Junior Superintendent: Aksel Lans

- CAT RULES AND GUIDELINES:**
- A. **Number of Entries per Exhibitor:** A 4-H Member is limited to 2 cats. The entries in the Dawes County Fair and State 4-H Cat Show are not judged according to breed standards. Exhibitors are automatically entered in the Showmanship at State, but it is an option at the Dawes County Fair. Kittens must be at least 4 months old in order to be eligible to be shown.
- B. **Showmanship:** The Showmanship score sheet includes the following point breakdown:
- Animal Evaluation (35 points)
 - Cage Evaluation (25 points)
 - Knowledge (40 points) for a total of 100 points.

- Companion Animal Judging Sheet SF73 will be used.
- C. **Maximum Length** of Showmanship presentations is less than five minutes. One (1) point for every 30 seconds over will be deducted for Showmanship presentations exceeding time limit. Exhibitors will be timed; the judges may or may not ask questions of the exhibitor at the close of the routine.
- D. **Eligibility:** Exhibitors must be currently enrolled in the 4-H Cat Project by June 15 of the current year. Cats must belong to the exhibitor or immediate family (family cat), or the exhibitor will be disqualified. Kittens under 4 months of age will not be accepted. If the judge decides to judge the cat in the cage, the cat will lose no points; however, the cat will not be eligible for a top cat award, and the showman will lose five points in the Showmanship class.
- E. **Housing:** Cats must be brought in carriers and will remain in carriers except for when being judged. The exhibitor must provide food, water, cage bottom for the cat’s comfort, and a cage covering. This covering may be any form desired (i.e., towels, sheets, etc.). The simplicity or elaborateness of the covering WILL NOT add to or cause a deduction in the points awarded. Cages will be judged on the following criteria:
- Cleanliness and safety of environment (5)
 - Food, water availability (5)
 - Adequate space (5)
 - Appropriate enrichment (toys, bedding) (5)
 - Temperature control (5)
- F. **Health:** Cats should be free of fleas, ticks, ear mites, ringworm, any internal and external parasite, and/or infectious disease. If a cat exhibits signs of being contagious, it will be considered a danger to the other cats and not be allowed to show.
- G. **Vaccination Form:** A Nebraska 4-H Certified Vaccination Form can be picked up at the Extension Office. It is the 4-H member’s responsibility to make sure all information is filled out and signed by a Certified Veterinarian. Completed form MUST be turned into the Extension Office when pre-entering for the fair or no later than July 1 of the current year. Cats are required to be current on their vaccinations of Rabies, Distemper, Pan leucopenia, RhinoTracheitis, and CaliciVirus. Cats must either have a current feline leukemia vaccination or proof of a negative test within 180 days of the show. 4-H Members vaccinating their own cats must provide proof by including a statement from their vet on the Vaccination Record Form or by including the vaccination labels on the form and having it signed by a parent. A rabies vaccination is federally mandated to be given by a Certified Veterinarian ONLY. This vaccination must be current and include a veterinarian signature on the Vaccination Record Form.
- H. **Claws:** If the cat is not declawed, the claws must be clipped. This will be a point of judging during the competition. No expectant or nursing mother cats may be entered in the show.
- I. **Check-In and Show:** Friday, July 25, Check-In at 7:30-8 a.m. Show will be at 8:30 a.m.
- J. **All cats must be shown on a leash:** Exhibitors will be judged on the handling of the cat from the cage to the judge’s table.

DIVISION 690: CAT
G690001. Senior Showmanship.
G690002. Intermediate Showmanship.
G690003. Junior Showmanship.
G69000C. Clover Kid Showmanship.
G690004. Long Hair Kitten. (4–8 months)
G690005. Long Hair Cat. (over 8 months)
G690006. Short Hair Kitten. (4–8 months)
G690007. Short Hair Cat. (over 8 months)

DIVISION 691: CAT – SPECIAL RECOGNITION AWARDS
Each exhibitor will be limited to 2 classes from this division
G691001. Best Senior Citizen. (cats over 7 years of age)
G691002. Most Spirited.
G691003. Most Expressive Eyes.
G691004. Most Unusually Marked.
G691005. Best Groomed.
G691006. Best Personality.
G691007. Acrobatics or Tricks.
G691008. Fashion – Costumes.

COMPANION ANIMAL
Department G
Superintendents: Melissa Nicholson, Connie Moore
Junior Superintendent: Amelia Betson
COMPANION ANIMAL RULES AND GUIDELINES:

A. **General Animal Science Rules apply to this Department.**

B. **Number of Entries per Exhibitor:** A 4-H Member may make no more than one entry per class with a maximum of four entries total.

C. **All Companion Animals must have official 4-H ownership affidavits on file for the current year.**

D. **Showing:** Exhibitors must be present at time of showing. Participants should bring animal, adequate cage and accessories.

E. **Check- In and Show:** Tuesday, July 29, Check-In at 8 a.m. Show at 8:30 a.m.

F. **Health:** Ferrets must be vaccinated for rabies. Any animal showing signs of sickness, disease, or parasite infestation will be eliminated from the show and must be removed from the fairgrounds.

G. **Any class with less than 5 entries will be combined into 1 companion animal class.**

H. **Judging of Entries:**

- Entries in the Companion Animal Show are judged on the overall health and appearance of the animal, and the 4-H member’s presentation and knowledge of the animal; not judged according to breed standards. Mixed breed animals can be entered, and identification is not required.
- If a judge from another species does not feel comfortable evaluating these exhibits, Interview Judging will be utilized. Exhibitors will be asked questions about production, selection, grooming, handling, care, nutrition, age, sex, and other pertinent items regarding care and management of this exhibit.

I. **Reptiles, Companion Birds and Other MUST be brought to and removed from the fairgrounds on the same day as the contest.**

J. **SHOW PROCEDURE:** Exhibitors must be present at time of showing. Animals must be housed in a cage at all times of the show unless asked to remove them by the judge. If being shown in a travel cage, exhibitors should bring photographs of the animal’s normal habitat. Each exhibitor will be asked to give a short “Showmanship” presentation on their animal. The characteristics, health, and care of the animal should be provided in this presentation. Following the presentation, exhibitors will be interviewed on knowledge of their animal and its care.

DIVISION 100: COMPANION ANIMAL
G100003. Ferret. (4 months)
G100004. Chinchilla. (7 weeks)
G100005. Guinea Pig. (4 weeks)
G100006. Gerbil. (4 weeks)

CONNELL
LIVESTOCK

For all your cattle needs.

Alan & Barb Connell

14 Paddock St.
Crawford, NE 69339

Cel. (308) 430-0507

AM 610 FM 107.7

KCSR KBPY

CHADRAD.COM

Chadrad Communications, Inc.

226 Bordeaux Street, Chadron

308-432-5545

kcsr@chadrad.com

- G100007. Hamster. (4 weeks)
 G100008. Mouse. (4 weeks)
 G100009. Rat. (4 weeks)
 G100010. Hedgehog. (5weeks)
 G100011. Poster.
 G100012. Companion Bird.
 G100013. Reptile.
 G100014. Fish.
 G100015. Other.
 G10000C. Clover Kid Showmanship.

DAIRY CATTLE

Department G

Superintendents: Ryan Sellman, Ron Betson,
 Buffy Hourt-Allred

Junior Superintendents: Alexandra Rasmussen, Kody Keim,
 Jadyn Tidyman

DAIRY CATTLE RULES AND GUIDELINES:

- General Animal Science Rules apply to this Department.
- Number of Entries per Exhibitor: Each 4-H member is limited to two animals under each class number with not over three breeding heifers. At least one of three in the dairy herd must be a cow that has freshened. At least one of the animals must qualify as “bred by exhibitor”, and all three must be of the same breed.
- All Dairy Cattle must have official 4-H ownership affidavits on file for the current year.
- Exhibitors furnish their own feed and bedding.
- All purebred animals must be registered or eligible to register by fair time.
- Show: Thursday, July 31 at 11 a.m.
- Grade animals must have the characteristic color markings, conformation, and general size of the breed it represents.
- Registered and Grades of each of the listed breeds will show together: Ayrshires, Brown Swiss, Guernseys, Holsteins, Jersey, Milking Shorthorn, and Crossbred.

DIVISION 041: DAIRY CATTLE

- G041001. Senior Showmanship.
 G041002. Intermediate Showmanship.
 G041003. Junior Showmanship.
 G041004. Junior Calves. (3/1/25–4/30/25)
 G041005. Intermediate Calves. (12/1/24–2/28/25)
 G041006. Senior Calves. (9/1/24–11/30/24)
 G041007. Summer Yearlings. (6/1/24–8/31/24)
 G041008. Spring Yearlings. (3/1/24–5/31/24)
 G041009. Winter Yearlings. (12/1/23–2/28/24)
 G041010. Fall Yearlings. (9/1/23–11/30/23)
 G041011. Dry Cow Any Age.
 G041012. Junior Two-Year-Olds. Must have freshened. (3/1/23–8/31/23)
 G041013. Senior Two-Year-Olds. Must have freshened. (9/1/22–2/28/23)
 G041014. Three-Year-Olds. (9/1/21–8/31/22)
 G041015. Four-Year-Olds. (9/1/20–8/31/21)
 G041016. Five + Year-Olds. (Prior to 9/1/20)

DOG

Department G

Superintendent: Buffy Hourt-Allred
 Junior Superintendent: Askel Lans

DOG RULES AND GUIDELINES:

- Dog Eligibility: Exhibitor should provide primary care and training for the dog. The dog should reside with the exhibitor or be cared for by the exhibitor for the majority of the year.
- Vaccination: All dogs must be immunized for distemper, hepatitis, parvo and rabies. Some vaccinations are viable for one year and some vaccinations are viable for three years but are specifically designed and administered according to their label. It is not acceptable nor allowed to vaccinate a dog with a 1-year vaccine, and plan to have it in effect for 3 years. The Nebraska State Dog Show Vaccination

Record Form (SF263) must be filled out and signed by a veterinarian and returned to the Extension Office with fair registration forms, no later than July 1.

- Check-In and Show: Friday, July 25, Check-In 12-12:30 p.m. Show will start at 1 p.m.
- Showmanship: Exhibitors will be judged on the following criteria for Showmanship: Knowledge of dog (20); handling (50); dog grooming/condition (20); handler’s appearance (10) for a total of 100 points possible. Nebraska 4-H Scoresheet SF174 will be used.
- Advancement Levels in Obedience Classes: The following applies to progression within obedience classes: Follow rules in Nebraska 4-H Dog Show Guidelines 4-H 420: <http://go.unl.edu/4h420>.
 - Experienced handlers are those showing for the second year or more at any dog show, including AKC, fun matches, etc.
 - Handlers and beginning dogs may show only one year in Division A. If continuing as a team, both must advance to Division B.
 - Dog and handler in Division B or higher must advance to the next obedience class upon receiving a purple ribbon.
 - There is no limit on the number of years a dog may be shown in the Utility Class.
 - Dogs with AKC degrees will show as follows: “CD” degree must show in Graduate Novice or higher, “CDX” or “UD” degree must show in Utility.
 - The dog will stay in its highest attained class. A “new” handler will enter such class.
- Disqualified Dogs: Females in season, will not be permitted to be shown. Overly aggressive dogs may be disqualified at the discretion of the judge or Superintendent. Lameness or crippled dogs will not be permitted to show if it is determined by the Superintendent that it is affecting the health of the dog.
- Baiting: Baiting with food or a toy is not permitted and is cause for disqualification. Handlers may use baiting action without food or toys in Showmanship. The judge has the authority to disqualify violators.
- Exhibitor Responsibility: Cleanup shall be the 4-H member’s responsibility. This includes all areas while on the show site.

- Non-entered Dogs and Puppies: Not allowed in the grooming area or on the show floor.
- While at Fair, all dogs must be on a leash.
- Only exhibitors are allowed to groom or work dogs at the show.

DIVISION 700: DOG

- G700001. Senior Showmanship.
 G700002. Intermediate Showmanship.
 G700003. Junior Showmanship.
 G70000C. Clover Kid Showmanship.

DIVISION 701: DOG – OBEDIENCE

Beginning Novice requires all exercises to be performed on a six-foot leash. Dogs must heel including figure 8; stand for examination; come on recall; long sit for one minute; and long down for three minutes.

- G701010. Beginning Novice Division A. Exhibitor and dog in first year of competition.
 G701020. Beginning Novice Division B. Exhibitor or dog are beyond first year of competition.
 G701025. Beginning Novice Division C. Exhibitor and dog are beyond first year of competition.
 G701030. Novice A. Dogs must heel on leash including figure 8; stand for examination off leash; heel free; come on recall off leash; long sit for one minute off leash, and long down for three minutes off leash. Dog and Exhibitor have received a Purple in Beginning Novice.
 G701035. Novice B. Exhibitor and dog are beyond their first year of Novice Class competition.
 G701040. Graduate Novice. Dogs must heel on leash; stand for examination off leash; heel free including figure 8; drop on recall; long sit for three minutes, and long down for five minutes both with handler out of sight.
 G701045. Advanced Graduate Novice. Exhibitor and dog have received a Purple in Graduate Novice.
 G701050. Open. All exercises off leash. Heel free and figure 8; drop on recall; retrieve on flat; retrieve over high jump; broad jump; long sit for three minutes, and long down for five minutes, both with handler out of sight. Refer to Nebraska 4-H Dog Show Guidelines 4-H 420 for jump heights/distances.
 G701055. Graduate Open. Exhibitor/dog must have received a Purple in Open.

Chadron Insurance

803 East 3rd St., Chadron
 (308) 432-8414 • (888) 432-8414



Insurance to fit your needs!

• Crop • Auto • Farm • Commercial • Homeowners • Ranch

Tom Bernard, Agent

Laura Hagman, Agent • Brooke Keim, Agent

Serving Nebraska and South Dakota since 1996

G701060. Utility. The dog will perform five exercises: the signal exercise; the scent discrimination exercise with leather and metal objects; the directed retrieve; moving stand and examination; and directed jumping. Exhibitors must supply their own scent articles and gloves for the directed retrieve.

DIVISION 702: DOG – WORKING

G702001. Working Class. The dog performs exercises, which it has been trained to do, such as tricks, pointing, retrieving, working livestock or other. The exercise cannot be one required in the obedience classes. Credit will be given for dogs performing exercises that show original or developed purpose of breed. The working exercises may not exceed five minutes. Each exhibitor will provide two copies of a brief description of the performance to the Superintendent the day of the show and before entering the ring.

DIVISION 703: DOG – CONFORMATION

The exhibitor is limited to 3 entries in this division, 1 per class

It takes a total of 4 entries per conformation class to judge individual groups separately, otherwise all conformation class entries will be judged together.

Best in Show. Each exhibitor in dog conformation will be considered for Best in Show.

G703001. Sporting.

G703002. Hounds.

G703003. Working.

G703004. Terriers.

G703005. Toys.

G703006. Non-Sporting.

G703007. Herding.

G703008. Miscellaneous.

DIVISION 704: DOG – JUDGING

G704001. Judging. Dog judging contest open to exhibitors only. Contestants judge a dog running through the agility course. This will be held for learning and fun. Check with Superintendent(s) for awards.

DIVISION 705: DOG – AGILITY

G705001. Agility. Handlers and dogs will be able to compete on agility course.

EXOTIC LIVESTOCK

Department G

Superintendents: Melissa Nicholson, Connie Moore

Junior Superintendent: Amelia Betson

EXOTIC LIVESTOCK RULES AND GUIDELINES:

- A. **General Animal Science Rules apply to this Department.**
- B. **Any class with less than 5 entries will be combined into 1 class.**
- C. **All Exotic Animals must have official 4-H ownership affidavits on file for the current year.**
- D. **If a judge from another species does not feel comfortable evaluating these exhibits, Interview Judging will be utilized.** Exhibitors will be asked questions about production, selection, grooming, handling, care, nutrition, age, sex, and other pertinent items regarding care and management of this exhibit.
- E. **Entries in the Exotic Livestock Department are judged on the overall health and appearance of the animal, and the 4-H member's presentation and knowledge of the animal; not judged according to breed standards. Mixed breed animals can be entered, and identification is not required.**
- F. **Check-In and Show:** Tuesday, July 29, Check-In 8-8:30 a.m. Show will follow Companion Animal Show.

DIVISION 115: EXOTIC LIVESTOCK (All ages and sex)

G115001. Llama.

G115002. Ostrich/Emu.

G115003. Miniature Horse/Mule.

G115004. Pot Belly Pig.

G115005. Other.

HORSE

Department G

Superintendents: Jim Lesmeister, Kris Vahrenkamp

Junior Superintendents: Jaydn Tidyman, Ava Pyle, Brylee Huffman

HORSE RULES AND GUIDELINES:

- A. **Rule Source:** All rules and regulations governing the Dawes County Fair 4-H Horse Show will be taken from the Nebraska State 4-H Horse Show & Judging Guide, 4-H 373. This includes dress code, patterns, legal equipment, etc.
- B. **Ownership:** Horses entered in the horse show must be

solely owned by the 4-H member or immediate family by June 15 of the current year or leased as shown on the ID (affidavit) sheets. Horses need to be properly identified by June 15 to be used at the County Fair. Horse(s) used at the Dawes County Fair will be checked in before the show and verified with the ID (affidavit) sheets.

- C. **Check-In and Show Time:** Saturday, July 26 Check-In with horses at 7:30 a.m. The Horse Show will begin at 8 a.m.
- D. **Back Tags:** Each exhibitor will have two identical back tags. Halter/Showmanship Classes - one back tag should be on 4-H member's back. All Riding Classes - back tags should be placed one on each side of the saddle pad. Back tags will be available one week before Fair or at the time of the show.
- E. **Dress Code:** Exhibitors are required to wear a plain white shirt/blouse, including buttons, thread, etc. with convertible collars (one that is meant to be folded at the seam line and may or may not be buttoned at the base of the neck). Tuxedo, turtleneck, or other stand-up collars are not permitted. Dark blue denim jeans must be worn, and a belt is recommended. Heavy contrasting threading and fringe are not permitted. Minimal white or tan thread on the rear pockets is permitted. No rhinestones, silver studs, or similar embellishments are permitted. Hard-soled shoes or cowboy boots are considered safe and appropriate. Boots with waffle-type tread greater than or equal to 1/8-inch will not be allowed in riding classes. Horse exhibitors follow all horse show rules, including dress code, as stated in 4-H 373. Dress code violation reduces your placing by one ribbon. 4-H armbands will be required to be worn by all exhibitors. The 4-H Council will provide them on show day if exhibitor doesn't have one.
- F. **Hats/Headgear:** Hats are optional in timed events but must stay on after crossing the starting line or rider will be fined a two second penalty. Ball caps are prohibited.
- G. **Entry Information:** No exhibitor shall be allowed more than one horse in each class. No individual horse shall be allowed to compete twice in the same class. No rider shall be allowed to compete twice in any class.
- H. **Control and Containment:** Horses may not be allowed to run freely while on the fairgrounds.
- I. **Only mares and geldings may be shown at halter and under saddle (weanling studs permitted at halter).**
- J. **Working Ranch Horse Class and Breakaway Roping** provides an opportunity for youth to focus on and receive recognition for horsemanship skills developed through ranch work. As live cattle are part of these classes, Horsemanship Advancement Level II is required to participate. **Exhibitors must have passed Level I and II at time of pre-registration on July 1 to be eligible to compete.** The Working Ranch Horse Class, Breakaway Roping Class, Trail Class, and Dummy Roping Class will be held on the same date from the other horse show classes.
- K. **Working Ranch Horse: (Must pass Horsemanship Advancement Level II to participate)**
 - Exhibitors work individually, moving an animal through a course involving 4-7 obstacles. Course will be posted prior to the fair.
 - Although there is a maximum time limit imposed, this class is NOT a timed event. Scoring will be based on completion of the pattern and not time.
 - Refer to the 4-H Horse Show and Judging Guide for complete rules.
- L. **Breakaway Roping: (Must pass Horsemanship Advancement Level II to participate)**
 - All enrolled youth may participate in Breakaway Roping (if they have passed horse advancement level 2) and Dummy Roping (no levels required). If any enrolled youth has passed Level 2, they are not eligible for Dummy Roping Champion awards, only eligible for Breakaway Roping Champion awards.
 - Exhibitors will be scored according to the Nebraska 4-H Horse Show Rules, taking both the roper's time and horse's score into account for final placing.

You feed the *world*. We'll run the *numbers*.



CASEY • PETERSON
CPAs & FINANCIAL ADVISORS

201 Main Street, Chadron
308-432-4465

- Exhibitors can be disqualified if judge deems that calves were mistreated or mishandled.
- Exhibitors will be flagged at the start with no barrier.
- Refer to the 4-H Horse Show and Judging Guide for complete rules.

M. Dummy Roping:

- All enrolled youth may participate in Breakaway Roping (if they have passed horse advancement level 2) and Dummy Roping (no levels required). If any enrolled youth have passed Level 2, they are not eligible for Dummy Roping Champion awards, only eligible for Breakaway Roping Champion awards.
- Youth will rope the stationary dummy steer from horseback.
- Exhibitors will be allowed 5 throws at the head with a 3-minute time limit.
- Exhibitors must dally after each catch to demonstrate the ability to dally correctly.
- Exhibitors will be judged on the way they handle their horse, using their reins and legs, as well as proper positioning of the horse for the throw. (Up to 5 points possible)
- Exhibitors will also be judged on the way they handle their rope, coiling, building a loop, swinging, dallying, etc. (Up to 5 points possible)
- Exhibitors will receive points for catches made according to the following system:

POINTS: Miss: 0, Half-Head: 1, Neck Catch: 2, Clean Horns: 3. There is a total of 25 points possible, 10 from the judging and 15 from the catch value.

N. All Around Horse Award: Will be presented to the exhibitor and horse combination accumulating the most points during the show in each age division.

- 4-H Members must designate up to 6 classes in which points will be earned for the All-Around Horse Award on the pre-registration form, no later than July 1 of the current year.
- All Around Horse points are accumulated using only one horse/rider combination.
- Points are accumulated using the following guidelines: Purple (4 points); Blue (3 points); Red (2 points); White (1 point). Champions will be worth an additional 2 points and Reserve Champions will be worth an additional 1 point.
- Asterisks denote which classes may be used for the All-Around Award

O. All Around Hand Award: Will be presented to the exhibitor who accumulates the most points throughout the show using any combination of horse/rider. Excluded classes: Halter and Dummy Roping.

- Points are accumulated using the following guidelines: Purple (4 points); Blue (3 points); Red (2 points); White (1 point). Champions will be worth an additional 2 points and Reserve Champions will be worth an additional 1 point.

P. Pattern Book: The pattern book will be released 24 hours before the Horse Show. The pattern book will be available Friday, July 25 at 8 a.m.

G950015. *Senior Horsemanship.

G950016. *Intermediate Horsemanship.

G950017. *Junior Horsemanship.

G950018. Green Broke 2. (2-year-old in Western Pleasure Only).

G950019. Green Broke 3. (3-year-old in Western Pleasure Only).

G950020. Senior Dawes County Special.

G950021. Intermediate Dawes County Special.

G950022. Junior Dawes County Special.

(Pattern to be announced prior to class for Senior, Intermediate, and Junior Dawes County Special).

G950023. *Senior Ranch Horse Reining.

G950024. *Intermediate Ranch Horse Reining.

G950025. *Junior Ranch Horse Reining.

G950026. *Senior Trail Horse Class.

G950027. *Intermediate Trail Horse Class.

G950028. *Junior Trail Horse Class.

(Pattern to be announced prior to class for Senior, Intermediate, and Junior Trail).

G950029. *Senior Barrel Race.

G950030. *Intermediate Barrel Race.

G950031. *Junior Barrel Race.

G950032. *Senior Pole Bending.

G950033. *Intermediate Pole Bending.

G950034. *Junior Pole Bending.

G950035. *Senior Working Ranch Horse. (Level II Only).

G950036. *Intermediate Working Ranch Horse. (Level II Only).

G950037. *Junior Working Ranch Horse. (Level II Only).

G950038. *Senior Breakaway Roping. (Level II Only).

G950039. *Intermediate Breakaway Roping. (Level II Only).

G950040. *Junior Breakaway Roping. (Level II Only).

G950050. Senior Dummy Roping. (Level I Only)

G950041. Intermediate Dummy Roping. (Level I Only)

G950042. Junior Dummy Roping. (Level I Only)

G950044. Senior All Around Horse.

G950045. Intermediate All Around Horse.

G950046. Junior All Around Horse.

G950047. Senior All Around Hand.

G950048. Intermediate All Around Hand.

G950049. Junior All Around Hand.

DAIRY GOAT

Department G

Superintendents: Kendra Brown, Maribeth Cogdill

Junior Superintendent: Skyler Edelman

MEAT AND DAIRY GOAT RULES AND GUIDELINES:

A. General Animal Science Rules apply to this Department.

B. Number of Entries per Exhibitor: A 4-H Member may enter, weigh, and show no more than 3 Dairy Goats.

C. All Goats must have official 4-H ownership affidavits on file for the current year.

D. USDA requires that all Goats over 18 months of age as well as all breeding stock including market and Dairy does have official USDA identification. All Goats under the age of 18 months that are shown at fairs and expositions must also be identified with a USDA scrapies tag. This identification system will allow animals found to have scrapies at slaughter to be traced to the flock of origin. 4-H tags are no longer available.

E. Youth for the Quality Care of Animals (YQCA) – Nebraska 4-H requires all youth enrolled in livestock projects to complete annual quality assurance training through Youth for the Quality Care of Animals (YQCA). Refer to the Nebraska State Fair General Rules and Regulations for additional information.

F. Exhibitors furnish their own feed and bedding.

G. Showing and Handling practices: The use of showing and/or handling practices that may be considered objectionable or abusive, such as striking or slapping Goats and exhibiting the Goat with its feet off the ground, are not acceptable. The use of such practices may result in the lowering of a ribbon placing. Goats may be braced but must have all four feet on the ground. (Lifting the Goat in a fluid motion to set the front legs prior to quickly setting the feet back on the ground is acceptable.)

H. Neck Chains and Halters: Goats may be shown with either a halter, smooth neck chain, smooth or pronged collars only. **Hair:** Market Goats must be uniformly slick shorn with 1/4-inch of hair or less from the knee and hock up. Breeding Goats will be allowed to be unshorn.

I. Horns: Blunting tipping, and dehorning is permitted.

J. Check-In and Show: The Dairy Goat Show will be at 8:30 a.m. on Wednesday, July 30, followed by the Meat Goat Show at 10 a.m. There will be separate Showmanship Classes for Dairy Goat and Meat Goat.

DIVISION 058: DAIRY GOAT

G058001. Senior Showmanship.

G058002. Intermediate Showmanship.

G058003. Junior Showmanship.

G05800C. Clover Kid Showmanship.

DAIRY BREEDING - (Does Only)

G058004. Kids under 5 months.

G058005. 5–8 months.

G058006. 8–12 months.

G058007. 1-Year to 2-Years non-milking doe.

G058008. Under 2-Years milking doe.

G058009. 2- and 3-Years milking doe.

G058010. 4-Years and over milking doe.

G058011. Junior Herd. (A Junior Herd will consist of 3 female animals, one doe less than 1 year of age, one yearling doe, and one doe 2-years-old or older, all of which are owned by the exhibitor.)

MEAT GOAT

Department G

Superintendents: Kendra Brown, Maribeth Cogdill

Junior Superintendent: Skyler Edelman

MEAT GOAT RULES AND GUIDELINES:

K. General Animal Science Rules apply to this Department.

L. Number of Entries per Exhibitor: A 4-H Member may enter, weigh, and show no more than 3 Meat Goats.

M. All Goats must have official 4-H ownership affidavits on file for the current year.

N. USDA requires that all Goats over 18 months of age as well as all breeding stock including market and dairy does have official USDA identification. All Goats under the age of 18 months that are shown at fairs and expositions must also be identified with a USDA scrapies tag. This identification system will allow animals found to have scrapies at slaughter to be traced to the flock of origin. 4-H tags are no longer available.

O. Youth for the Quality Care of Animals (YQCA): Nebraska 4-H requires all youth enrolled in livestock projects to complete annual quality assurance training through Youth for the Quality Care of Animals (YQCA). Refer to the Nebraska State Fair General Rules and Regulations for additional information.



Crawford/ Chadron Companion Animal Clinic

*Call for your appointment today and
make a difference in your pet's life!*

Regina Rankin, DVM
3611 Hwy 20 • Crawford • 308-665-3949
251 Elm Street • Chadron • 308-432-6549

DIVISION 950: HORSE

G950001. *Senior Showmanship.

G950002. *Intermediate Showmanship.

G950003. *Junior Showmanship.

G950004. Senior English Pleasure.

G950005. Intermediate English Pleasure.

G950006. Junior English Pleasure.

G950007. 1-Year-Old Fillies.

G950008. 2-Year-Old Fillies.

G950009. 1-Year-Old Geldings.

G950010. 2-Year-Old Geldings.

G950011. Mare and Foal.

G950012. *Senior Ranch Horse Western Pleasure.

G950013. *Intermediate Ranch Horse Western Pleasure.

G950014. *Junior Ranch Horse Western Pleasure.

- P. **Exhibitors furnish their own feed and bedding.**
- Q. **Minimum/Maximum Weights:** Market Goats must weigh a minimum of 50 lbs. at Check-In to be eligible to sell. Goats under 50 lbs. will show in the feeder class. No Re-Weights. Feeder and Market Goats must be weighed in at fair, as feeder weight is needed for the shows. ADAPTED 2017: There will be a maximum weight of 120 lbs. for selling purposes only with youth only being paid up to the maximum weight.
- R. **Pygmy Goats are considered a "meat breed" and will show during the Meat Goat Show.** Pygmy Goats, which meet the minimum 50 lbs. may be considered a Meat Market Goat and be allowed to sell.
- S. **Rate of Gain:** Rate of Gain requirements are no longer valid for placing. However, there is a special ROG award.
- T. **Showing and Handling practices:** The use of showing and/or handling practices that may be considered objectionable or abusive, such as striking or slapping Goats and exhibiting the Goat with its feet off the ground, are not acceptable. The use of such practices may result in the lowering of a ribbon placing. Goats may be braced but must have all four feet on the ground. (Lifting the Goat in a fluid motion to set the front legs prior to quickly setting the feet back on the ground is acceptable.)
- U. **Neck Chains and Halters:** Goats may be shown with either a halter, smooth neck chain, smooth or pronged collars only.
- V. **Age:** Market Goats are to have milk teeth and there shall be no evidence of breaking of the skin or eruption of the two permanent front teeth.
- W. **Hair:** Market Goats must be uniformly slick shorn with 1/4-inch of hair or less from the knee and hock up. Breeding Goats will be allowed to be unshorn.
- X. **Horns:** Blunting, tipping, and dehorning is permitted.
- Y. **Show Class and Sex:** Market Goats may be doe or wether kids. Short scrotum, cryptorchid, and buck kids are not eligible. All market Goats will be weighed and divided into classes based on total numbers and weight range. It takes a minimum of 4 Market Goats to have a separate class.
- Z. **All breeding does will be mouthed for age.** All doe kids must have all milk or temporary teeth present; yearling does can have yearling teeth but cannot have two-year-olds teeth up. Classes may be divided at discretion of show management.

AA. **Check-In and Show:** Goats will weigh-in on Tuesday, July 29, 2:30-4 p.m. The Dairy Goat Show will be at 8:30 a.m. on Wednesday, July 30, followed by the Meat Goat Show at 10 a.m. There will be separate Showmanship Classes for Dairy Goat and Meat Goat.

DIVISION 059: MEAT GOAT

- G058001. **Senior Showmanship.**
G058002. **Intermediate Showmanship.**
G058003. **Junior Showmanship.**
G05800C. **Clover Kid Showmanship.**

MEAT BREEDING

- G059015. **Kids under 5 months.**
G059016. **5-8 months.**
G059017. **8-12 months.**
G059018. **Yearling Does 13-24 months.**
G059019. **Aged Does 24 months & up.**

MARKET

- G059020. **Feeder Goat. 49 lbs. and down.**
G059021. **Market Goat. 50 lbs. and up.**

POULTRY Department G

Superintendents: **Melissa Nicholson, Connie Moore**
Junior Superintendent: **Amelia Betson**

POULTRY RULES AND GUIDELINES:

- A. **General Animal Science Rules apply to this Department.**
B. **Number of Entries per Exhibitor:** A 4-H Member is limited to exhibiting 6 entries excluding Showmanship and meat (egg production birds is considered one entry.)
C. **Youth for the Quality Care of Animals (YQCA):** Nebraska 4-H requires all youth enrolled in livestock projects to complete annual quality assurance training through Youth for the Quality Care of Animals (YQCA). Refer to the Nebraska State Fair General Rules and Regulations for additional information.
D. **Exhibitors furnish their own feed and bedding.**
E. **Check-In and Show:** Tuesday, July 29, Check-In at 11 a.m. Show will follow Rabbit Show.
F. **Poultry must be dusted for mites.**

- G. **Breeds:** To be eligible for exhibition, cockerel, pullet, cock or hen chicken entries must be fair representatives of one of the breeds listed in the American Standard of Perfection. There are 19 classes of poultry recognized by the American Poultry Association. Ten of these classes are devoted to chickens, of which 6 are classes of large breeds, and 5 are bantam classes. There are four classes of ducks and three classes of geese, both divided by weight. All breeds of turkeys are grouped into one class.
- H. **Weights:** The minimum weights for market birds will be 3 lbs. for females and 4 lbs. for males of light breeds and 4 lbs. for females and 5 lbs. for males of heavy breeds.
- I. **Trio:** A pen of egg production birds can be hybrids, crossbred or purebred and shall consist of 3 sexually mature females. Egg production females will be judged for production qualities only and need not necessarily conform to breed standards.
- J. **Rules for Bantam & Other Poultry:** The rules for standard size chickens apply equally to bantams, waterfowl, and turkey where applicable.
- K. **Entries must be 4-H Project Birds:** All poultry exhibited must be grown in a 4-H member's project.
- L. **Egg exhibits are limited to one per exhibitor.** Class options will consist of 1 dozen white, brown, or colored eggs. Eggs will be judged according to uniformity of size, weight, and color as well as cleanliness. Do not refrigerate prior to exhibiting eggs. 4-H Members may only exhibit ONE dozen of each color.
- M. **POULTRY SHOWMANSHIP CONTEST RULES:**

•The participant may use any bird they choose, so long as it was raised and trained by the 4-H Member. Showmanship class must be entered with advance entry. Birds not entered in the poultry exhibit MUST be brought to and removed from the fairgrounds on the same day as the contest.

•**Basis for Judging** Showmanship is based on grooming and training of the bird and the appearance and behavior of the exhibitor. The exhibitor must vocally explain the steps in their routine and the merit of the bird. Primarily Showmanship is the skill of the exhibitor in presenting and explaining the bird before the judge. The excellence of the bird is not considered in scoring.

•**Maximum length** of Showmanship presentations is five minutes. One (1) point for every 30 seconds over will be deducted for Showmanship presentations exceeding time limit. Exhibitors will be timed, the judges may or may not ask questions of the exhibitor at the close of the routine.

•Information on the basis of judging Poultry Showmanship is found in Nebraska Cooperative Extension. 4-H 191.

•Each entry should fit the appropriate class and breed. Substitutions within class will be allowed but not between classes. If you have difficulty identifying your birds breed and class, please contact the show superintendent at the time of entering.

DIVISION 070: POULTRY

- G070033. **Senior Showmanship.**
G070032. **Intermediate Showmanship.**
G070031. **Junior Showmanship.**
G07000C. **Clover Kid Showmanship.**

LARGE FOWL:

- G070002. **American.** (Plymouth Rock, Jersey Giant, Wyandotte, New Hampshire Red, Rhode Island Red)
G070003. **Asiatic.** (Cochin, Brahas, Langshan)
G070004. **English.** (Cornish, Orpington, Australorps, Sussex, Dorkings)
G070005. **Mediterranean.** (Leghorn, Buttercup, Minorca)
G070006. **Continental.** (Polish, Hamburg, Campines, Faverolles, Houdan)
G070007. **All Other Breeds.** (Naked Neck, Game, Sumatra, Araucanas, Ameraucanas)



Trusted insurance
advisors

www.fnicgroup.com

1413 W 6th Street,
Chadron

308-432-3443

124 W 3rd Street,
Alliance

308-762-5200

Insurance is our only business.

**BUSINESS INSURANCE
CROP INSURANCE
FARM & RANCH INSURANCE
PERSONAL INSURANCE**

BANTAM:

G070008. Game Bantam. (Modern and Old English)

G070009. Clean Legged. (Plymouth Rock, Leghorn, Japanese, Rhode Island Red, Orpingtons, New Hampshire)

G070010. Rose Comb Clean Legged. (Rosecomb, Wyandotte, Sebright, Leghorn, Belgian Bearded D’Anver)

G070011. All Other Comb Clean Legged. (Polish, Cornish, Houdan, Sumatra)

G070012. Feather Legged Class. (Silkie, Chochin, Brahma, Belgian Bearded D’Uccle, Langshan)

DUCKS:

G070013. Heavy. (Pekin, Rouen, Alyesbury Muscovy)

G070014. Medium. (Swedish, Buff, Crested, Cayuga)

G070015. Light. (Runner, Khaki, Campbell, Magpie)

G070016. Bantam Ducks. (Call, Mallard, East Indie, Wood Ducks and Mandarins)

G070017. Goose. (all weights)

G070018. Turkeys. (all weights)

G070019. Egg Production Trios.

EGGS:

G070020. One dozen white eggs.

G070021. One dozen brown eggs.

G070022. One dozen other colored eggs.

Not State Fair Eligible:

G070023. Barnyard Class. (Cross Bred Poultry)

G070024. Pigeons.

G070025. Exotic Poultry. (Includes Peacock, Guinea, Ostrich, Emu, Pheasants, Quails, etc.)

G070026. Pair male & female.

G070027. Market Broilers. (A chicken grown for meat, usually a hybrid. (REQUIRED CLASS TO SELL AT FAIR)

RABBIT

Department G

Superintendents: Melissa Nicholson, Connie Moore

Junior Superintendent: Amelia Betson

RABBIT RULES AND GUIDELINES:

A. General Animal Science Rules apply to this Department.

B. Number of Entries per Exhibitor: A 4-H Member is limited to exhibiting one Rabbit per class with a maximum of six classes entered, excluding Showmanship and Meat.

C. Youth for the Quality Care of Animals YQCA): Nebraska 4-H requires all youth enrolled in livestock projects to complete annual quality assurance training through Youth for the Quality Care of Animals (YQCA). Refer to the Nebraska State Fair General Rules and Regulations for additional information.

D. All Rabbits except fryers must have permanent ID numbers or names tattooed in their ear with a pin tattoo pliers and tattoo ink. (Permanent marker numbers written in the ears of the Rabbits are NOT permanent ID numbers). ID numbers or names along with class information must be supplied to superintendent at time of entry. All animals will be physically checked for tattoos during entry. Tattoos and class information must match the information found on the 4-H Affidavit form. Rabbits whose tattoos are not readable or do not match the 4-H Affidavit will not be allowed to show at the State Fair. Tattoos that have faded or are no longer readable should be re-done prior to State Fair.

E. Check-In and Show: Tuesday, July 29, Check-In at 8-8:30 a.m. Show will follow Exotic Animal Show.

F. All Rabbits must be shown by the exhibitor – Showmanship and conformation.

G. Information on Rabbit Showmanship is found in 4-H 339, Rabbits, Rabbits, Rabbits, NATL4H 08080 Rabbit 1: What’s Hoppening? NATL4H 08081 Rabbit 2: Making Tracks, NATL4H Rabbit 3: All Ears. Refer to the Livestock Showmanship rules.

H. Basis for Judging is based on grooming and training of the Rabbit and the appearance and behavior of the exhibitor. The exhibitor must vocally explain the steps in their routine and the merit of the Rabbit. Primarily Showmanship is the skill of the exhibitor in presenting and explaining the Rabbit before the judge. The excellence of the Rabbit is not considered in scoring. Scoresheet: SF291

I. Maximum Length of Showmanship presentations is four minutes One (1) point for every 30 seconds over will be deducted for Showmanship presentations exceeding time limit. Exhibitors will be timed; the judges may or may not ask questions of the exhibitor at the close of the routine.

J. Fancy Breeds: American Fuzzy Lop, American Sable, Belgian Hare, Britannia Petite, Dutch, Dwarf Hotot, English Angora, English Spot, Florida White, French Angora, Harlequin, Havana, Himalayan, Jersey Woollie, Lilac, Holland Lop, Mini Lop, Mini Rex, Mini Satin, Netherland Dwarf, Polish, Rex, Rhinelander, Satin Angora, Silver, Silver Marten, Standard Chinchilla, Tan, Thrianta, Lionhead

K. Commercial Breeds: American, American Chinchilla, American Fuzzy Lop, Beveren, Blanc d Hotot, Californian, Champagne D’Argent, Checkered Giant, Cinnamon, Crème D’Argent, English Lop, Flemish Giant, French Lop, Giant Angora, Giant Chinchilla, New Zealand, Palomino, Satin, Silver Fox

DIVISION 80: RABBIT

G080001. Senior Showmanship.

G080002. Intermediate Showmanship.

G080003. Junior Showmanship.

G08000C. Clover Kid Showmanship.

G080005. Senior Fancy. (Does Only) – Over 6 months

G080006. Senior Fancy. (Bucks Only)- Over 6 months

G080007. Junior Fancy. (Does Only) – Under 6 months

G080008. Junior Fancy. (Bucks Only) – Under 6 months

G080009. Senior Commercial. (Does Only) 8 months & older

G080010. Senior Commercial. (Bucks Only) – 8 months & older

G080011. Intermediate Commercial. (Does Only) – 6-8 months

G080012. Intermediate Commercial. (Bucks Only) – 6-8 months

G080013. Junior Commercial. (Does Only) – Under 6 months

G080014. Junior Commercial. (Bucks Only) – Under 6 months

PET RABBIT CLASSES:

G080015. Doe.

G080016. Buck.

MARKET CLASSES:

G080017. Single Fryer. Not over 10 weeks of age. (Weight 3–5 lbs.)

G080018. Roaster. Must be under 6 months of age. (Over 8 lbs.)

SHEEP

Department G

Superintendents: Kendra Brown, Maribeth Cogdill

Junior Superintendent: Skyler Edelman

SHEEP RULES AND GUIDELINES:

A. General Animal Science Rules apply to this Department.

B. Number of Entries per Exhibitor: A 4-H member is limited to exhibiting 2 breeding rams; 2 ewes; 2 feeder lambs; 3 market lambs and 1 bottle lamb.

C. Youth for the Quality Care of Animals (YQCA): Nebraska 4-H requires all youth enrolled in livestock projects to complete annual quality assurance training through Youth for the Quality Care of Animals (YQCA). Refer to the Nebraska State Fair General Rules and Regulations for additional information.

D. All Sheep must have official 4-H ownership affidavits on file for the current year.

E. All purebred animals must be registered or eligible for registry. Grade breeding individuals must be of the color or color markings, conformation and general size of the breed it represents.

F. All Market and Bottle Lambs must be weighed in on pre-fair weigh-ins with 4-H members allowed 3 market lambs and 1 bottle lamb, all market lambs and bottle lambs must have a USDA Scrapies tag in place at time of weigh-ins. Regardless of it being a wether, ram or ewe.

G. Check-In and Show: Market Sheep and Bottle Lambs will weigh-in at Fair on Tuesday, July 29, 2:30-4 p.m. The Sheep Show will be Thursday, July 31 at 8:30 a.m.

H. Lambs entered in Market, Feeder, and Bottle Lamb classes will be weighed at Fair to assist the Superintendents in setting up classes. The weight on entry day will be the official weight for the sale. All market lambs must weigh 100 lbs. to sell. For selling purposes only, youth will be paid up to a maximum weight of 180 pounds for their animal.

I. Weights: Rate of Gain requirements are no longer valid for placing. However, there is a special ROG award.

J. It takes a minimum of 4 Market Sheep to have a separate class.

K. USDA requires that all Sheep over 18 months of age as well as all Sheep breeding stock have official USDA identification. All Sheep under the age of 18 months that are shown at fairs and expositions must also be identified with a USDA scrapies tag. This identification system will allow animals found to have scrapie at slaughter to be traced to the flock of origin. 4-H ear tags are no longer used.

L. Age of Market Lambs: Sheep are to have milk teeth and there shall be no evidence of breaking of the skin or eruption of the two permanent front teeth.

M. Showing and Handling Practices: The use of showing and/or handling practices that may be considered objectionable or abusive, such as striking or slapping lambs and exhibiting the lamb with its front feet off the ground, are not acceptable. The use of such practices may result in the lowering of a ribbon placing. (Lifting the lamb in a fluid motion to set the front legs prior to quickly setting the feet back on the ground is acceptable.)

N. Exhibitors furnish their own feed and bedding.

O. Bottle Lamb: The purpose is to design an animal project for younger or more inexperienced youth, teach proper health care and nutritional requirements of young Sheep, and teach basic Sheep management skills and to teach basic record keeping skills.

1. A bottle lamb is an orphan, or newborn lamb born after January 1 and before June 15 of current year; male or female; and fed on bucket or bottle.

Crites & Shaffer

Law Office

Attorneys at Law

Amy Patras • Matthew Watson • Andrew Pope

201 E. Third St., • PO Box 1070, Chadron

(308) 432-3339 • www.chadronlaw.com



Best of Luck

4-H Members!

2. Exhibitors can be ages 8-18 by January 1; must be enrolled in the Bottle Lamb Project; and have completed the annual Livestock Quality Assurance class.
3. Exhibitors will need to complete the **Bottle Lamb Record Book** (available online at: <http://extension.unl.edu/statewide/dawes/4h/>). This should be completed and turned into the Extension Office by July 21 to allow the judge time to read and prepare for interviews.
4. ALL bottle lambs must be weighed in, tagged, and properly identified at the Sheep Weigh-In. Paperwork must be on file at the Extension Office by June 15.
5. Exhibitors will sign up for interview times at fair when Bottle Lambs are weighed in on Wednesday, July 30. 4-H member's project animal will be present during their interview with the judge on Wednesday, July 30 from 1 to 3 p.m.
6. Lambs will be presented to the public at the conclusion of the Sheep Show on Thursday, August 1. All judging will have been done prior to that time.
7. Lambs will be dismissed with all other exhibits on Saturday, August 2.
8. Bottle lambs may be used by all age divisions for the Sheep Showmanship classes.
9. Judging will be done on the following basis:

•Eval. of completed record book	35%
•Eval. of member's knowledge by interview	35%
•Health condition and quality of animal	15%
•Evidence of training and showing	15%

DIVISION 028: SHEEP

- G028001. Senior Showmanship.
 G028002. Intermediate Showmanship.
 G028003. Junior Showmanship.
 G02800C. Clover Kid Showmanship.
 G028004. Purebred Wool Ram Lamb. (9/1/24 and after)
 G028005. Purebred Meat Ram Lamb. (9/1/24 and after)
 G028006. Purebred Wool Yearling Ram. (9/1/23–8/31/24)
 G028007. Purebred Meat Yearling Ram. (9/1/23–8/31/24)
 G028008. Commercial Crossbred Ewe Lamb. (9/1/24 and after)
 G028009. Commercial Crossbred Yearling Ewe. (9/1/23–8/31/24)
 G028010. Purebred Wool Ewe Lamb. (9/1/24 and after)

- G028011. Purebred Meat Ewe Lamb. (9/1/24 and after)
 G028012. Purebred Wool Yearling Ewe. (9/1/23–8/31/24)
 G028013. Purebred Meat Yearling Ewe. (9/1/23–8/31/24)
 G028014. Aged Ewe. (2 years or older)
 G028015. Feeder Lambs. (Ewes or Wethers)

MARKET LAMBS:

- G028016. White Faced. No Black Marks.
 G028017. Black Faced. No White Marks.
 G028018. Speckled Faced.
 G028019. Pen of Three Market Lambs. (Ewes or Wethers)
 G028020. Bottle Lamb. (Ewes or Wethers)

SWINE**Department G**

Superintendents: Kris Pyle, Dane Rasmussen, Jake Sellman,
Seth Terrell, Justin Tollman

Junior Superintendents: Teague Edelman, Ada Norman,
Anabelle Vander May

SWINE RULES AND GUIDELINES:

- A. General Animal Science Rules apply to this Department.
- B. Number of Entries per Exhibitor: A 4-H Member may enter, weigh, and show 3 market hogs.
- C. Youth for the Quality Care of Animals (YQCA): Nebraska 4-H requires all youth enrolled in livestock projects to complete annual quality assurance training through Youth for the Quality Care of Animals (YQCA). Refer to the Nebraska State Fair General Rules and Regulations for additional information.
- D. Exhibitors furnish their own feed and bedding.
- E. Check-In and Show: Tuesday, July 29, weigh-in from 12–2:30 p.m. Show Wednesday, July 30 at 3 p.m.
- F. Swine entered in the show must be owned by the 4-H member by June 1 of the current year.
- G. All Swine must be handled in a manner complying with the Pork Quality Assurance Program.
- H. All Swine must have official 4-H ownership affidavits on file for the current year.
- I. Minimum and Maximum Weights: Market hogs must weigh a minimum of 220 lbs. The weight on entry day will be the official weight for the sale. Exhibitors will be allowed to weigh their market animals only once. Superintendents can make exceptions if there are mechanical malfunctions of the scale, but the animal must be backed off the scale and immediately reweighed. Animals should be clean (excessive mud, manure, etc. removed) for weigh-in. For selling purposes only, youth will be paid up to a maximum weight of 350 lbs. for their animal.
- J. Swine Showmanship classes will be limited to a maximum of eight participants per heat.
- K. Procedure for tagging Swine to ensure they are a project animal all year take two photos of Swine with tag in ear and send in with affidavit (ID sheet). Would need one shot of the whole hog with tag showing and then close-up of tag in ear.

DIVISION 035: SWINE

- G035009. Senior Showmanship.
 G035008. Intermediate Showmanship.
 G035007. Junior Showmanship.

- G03500C. Clover Kid Showmanship.
 G035010. Market Gilts. (3 Farrowed in current year)
 G035020. Market Barrow. (3 Farrowed in current year)
 G035030. Pen of Three. (Farrowed in current year)

**BEST DRESSED ANIMAL
Department G****GENEAL RULES:**

- A. This category will be broken until small and large animals. The animals will be paraded through the ring in the small and large animal sections. Exhibitors are encouraged to think creatively while dressing up their animals and themselves.
- B. This competition will be held on Friday, August 1 at 3 p.m.

DIVISION 036: BEST DRESSED

- G036010. Best Dressed Small Animal.
 G036020. Best Dressed Large Animal.

**COMMUNICATIONS AND EXPRESSIVE ARTS
COMMUNICATIONS
Department B**

Superintendent: JoAnn Neel

Junior Superintendents: Garrett Tollman, Bailey Sellman,
Miranda Betson

GENERAL RULES:

- A. Scoresheets, forms, contest study materials, and additional resources can be found at <https://go.unl.edu/ne4hcommunications>.
- B. Static exhibits in this division will be evaluated on clarity of purpose/message in relation to communication, accuracy of information, originality, creativity, evidence of 4-H member's learning in this area, and educational value of exhibit to viewers.
- C. This is a County Fair only section.

DIVISION 154: COMMUNICATIONS, MODULE 2

Use one or a combination of the experiential activities in the Communications, Module 2 curriculum to create an educational poster or essay sharing with others what you have learned. Topics may include but are not limited to identifying cultural differences in communication, developing guidelines for internet etiquette, evaluating another person's presentation, identifying communication careers, or preparing a presentation using a form of technology.

B154001. Poster. (SF94) Create a poster, measuring either 22" x 28", or 24" x 36" that showcases what was learned in this project area.

B154002. Essay. (SF94) Write an essay (3-5 pages) that showcases what was learned in this project area.

COMMUNICATIONS, MODULE 3

Use one or a combination of the experiential activities in the Communications, Module 3 curriculum to create an educational poster, essay, or digital media sharing with others what you have learned. Topics may include but are not limited to composing a personal resume, completing research on a speech or presentation topic, identifying ways to reduce risks online, evaluating own cell phone usage and etiquette, critiquing advertisements, and job shadowing a communication professional.

B154003. Poster. (SF94) Create a poster, measuring either 22" x 28", or 24" x 36" that showcases what was learned in this project area.

B154004. Essay. (SF94) Write an essay (3-5 pages) that showcases what was learned in this project area.

B154005. Digital Media. (SF94) Design a form of digital media (advertisement, flyer, short video or presentation, social media, or web page, etc.) that showcases what was learned in this project area. Upload the digital media file to an online location (web site, Dropbox, Google Drive, YouTube, Flickr, etc.) and using the web address of the digital media file, create a QR code (using any free QR code creator, ex. qr-code-generator.com). Print the following on an 8.5" x 11" sheet of cardstock: 1) the QR code. 2) 1-3 sentences about what viewers will see when they access the QR code on their mobile device.

*Good Luck to all
4-H Participants
Keep up the Good Work!*

**ASSOCIATED
BROKERS**

308-432-4497



432-3474
226 West 2nd St.,
Chadron

**Norm & Betty Martin
Good Luck 4-H'ers**

COMMUNICATIONS AND EXPRESSIVE ARTS

Heritage Department A

Superintendent: JoAnn Neel

Junior Superintendents: Garrett Tollman, Bailey Sellman,
Miranda Betson

GENERAL RULES:

- Exhibits are entered at 4-H member's own risk. We will not be responsible for loss or damage to family heirloom items or any items in this division.
- Displays should not be larger than 22" x 28" wide. If the size needs to be a different size because the historical item is larger than 22" x 28", please contact the superintendents for approval. Display collections securely in an attractive container no larger than 22" x 28".
- Exhibits must include NAME, COUNTY, AGE & PAST EXPERIENCE (years in Explore Your Heritage, projects) on back of exhibit. All entries must have documentation included.
- Scoresheets, forms, contest study materials, and additional resources can be found at <https://go.unl.edu/ne4hheritage>.
- An explanation of projects and curriculum resources can be found at <https://4h.unl.edu/resources/projects/>
- All static exhibits must have received a purple ribbon at the County Fair to advance to the State Fair.

DIVISION 101: LEVEL I: BEGINNING – 1-4 years in project

A101001. Heritage Poster or Flat Exhibit. (SF71) Entries may be pictures, posters, items that depict family heritage. Exhibits must be supported by a written explanation.

A101002. Family Genealogy/History Notebook. (SF71) Include pedigree charts/family group sheets, with documentation for two-three generations of one family line, expanding each year. If multiple books are included in exhibit, only bring book with most current year's work.

A101003. Local History Scrapbook/Notebook. (SF71) Scrapbook or notebook that depicts history of local community or Nebraska that helps youth appreciate their heritage.

A101004. Framed Family Groupings (or individuals) of Pictures showing Family History. (SF71) Pictures must be supported by a written explanation.

A101005. Other Exhibits depicting the Heritage of the Member's Family or Community. (SF71) Exhibit must be supported by a written explanation. May include biographical album of themselves or another family member, family cookbooks, etc.

A101006. 4-H History Scrapbook. (SF71) A scrapbook relating 4-H history of local club or county. Must be work of individual 4-H Member - no club project. If multiple books are included in exhibit, only bring book with most current year's work.

A101007. 4-H History Poster. (SF71) Poster relating 4-H history of local club or county or individual.

A101008. Story or Illustration about a Historical Event. (SF71)

A101009. Book Review about Local, Nebraska or Regional History. (SF71)

A101010. Other Historical Exhibits. (SF71) Attach an explanation of historical importance.

A101011. Family Traditions Book. (SF71) Exhibitor scrapbook depicting family traditions of the past.

A101012. Family Traditions Exhibit. (SF71) Story or illustration of a family tradition or event. Exhibits must be supported by a written explanation.

A101013. 4-H Club/County Scrapbook. (SF71) Scrapbook relating 4-H history of local club or county compiled by club historian. If multiple books are included in exhibit, only bring book with most current year's work.

A101014. 4-H Member Scrapbook. (SF71) Scrapbook relating to individual 4-H members' 4-H history. If multiple books are included in exhibit, only bring book with most current year's work.

A101015. Special Events Scrapbook. (SF71) A scrapbook relating to a 4-H special event, such as Congress or CWF or a personal or family special event, such as a trip, family reunion, etc.

DIVISION 102: LEVEL II: ADVANCED – Over 4 years in project

A102001. Heritage Poster or Flat Exhibit. (SF71) Entries may be pictures, posters, items, etc. that depict family heritage. Exhibits must be supported by a written explanation.

A102002. Family Genealogy/History Notebook. (SF71) Include pedigree charts/family group sheets, with documentation beyond two-three generations of one family line, expanding each year. If multiple books are included in exhibit, only bring book with most current year's work.

A102003. Local History Scrapbook/Notebook. (SF71) Scrapbook or notebook that depicts history of local community or Nebraska that helps youth appreciate their heritage.

A102004. Framed Family Groupings (or Individuals) of Pictures showing Family History. (SF71) Pictures must be supported by a written explanation.

A102005. Other Exhibits depicting the Heritage of the Member's Family or Community. (SF71) Exhibit must be supported by a written explanation. May include biographical album of themselves or another family member, family cookbooks, etc.

A102006. 4-H History Scrapbook. (SF71) A scrapbook relating 4-H history of local club or county. Must be work of individual 4-H Member - no club project. If multiple books are included in exhibit, only bring book with most current year's work.

A102007. 4-H History Poster. (SF71) Poster relating 4-H history of local club or county or individual.

A102008. Story or Illustration about a Historical Event. (SF71)

A102009. Book Review about Local, Nebraska or Regional History. (SF71)

A102010. Other Historical Exhibits. (SF71) Attach an explanation of historical importance.

A102011. Exhibit depicting the Importance of a Community or Nebraska Historic Landmark. (SF71)

A102012. Community Report. (SF71) Documenting something of historical significance from past to present.

A102013. Historic Collection. (SF71) (Displayed securely and attractively in a container no larger than 22" x 28").

A102014. Video Documentary of a Family or a Community Event. (SF71) Must be produced and edited by 4-H member. (Must be entered as a DVD or USB)

A102015. 4-H Club/County Scrapbook. (SF71) Scrapbook relating 4-H history of local club or county compiled by club historian. If multiple books are included in exhibit, only bring book with most current year's work.

A102016. 4-H Member Scrapbook. (SF71) Scrapbook relating to individual 4-H members' 4-H history. If multiple books are included in exhibit, only bring book with most current year's work.

A102017. Special Events Scrapbook. (SF71) A scrapbook relating to a 4-H special event, such as Congress or CWF or a personal or family special event, such as a trip, family reunion, etc.

COMMUNICATIONS AND EXPRESSIVE ARTS

Photography Department B

Superintendent: JoAnn Neel

Junior Superintendents: Garrett Tollman, Bailey Sellman,
Miranda Betson

GENERAL RULES:

- Youth may enter in all three units. (Dawes County Only) Only 15 entries are allowed per member.**
- Entry Tags:** Entry Tag must be securely attached to the upper right-hand corner of displays or prints.
- A photograph may only be used on one exhibit** and may be taken with a film or digital camera, including phones, tablets, and drones.
- Photos must be shot by the 4-H member during the current project year except for Portfolios, which may include images captured and/or exhibited in previous years.**
- Securely attach photos, mats, backing, and data tags.** Exhibits that are poorly attached may be disqualified. Do not use photo corners, borders, or place coverings over the exhibits.

F. Portfolios: All portfolios must include the following information: 1) 1-page max bio, 2) table of contents, 3) year each photo was taken, 4) title for each image, 5) device make and model used to capture each image, and 6) reflections for each photo. When writing reflections, youth should focus on what new photography techniques or skills they were practicing when they took the photo, what makes the image successful, and what could have been done to improve the image. Portfolios may be presented in either print or digital formats:

- Printed portfolios should be presented in a 3-ring binder that is 8.5" x 11" or similar book format. Recommended photo size is 8" x 10". Matting is not necessary.

- Digital portfolios may be presented online and must be exhibited along with a single 8.5" x 11" flyer. Flyers must include a link, URL, or QR code that takes users (judges and fairgoers) to their online portfolio.

G. Display Exhibits: At State Fair, display exhibits are only accepted in Level 2 classes. Displays consist of three 4x6 photos mounted on a single horizontal 11" x 14" black or white poster or mat board. No foam board backing should be used. Each photo in the display must be numbered using a pencil. Numbers should be readable but not distract from the overall display. No titles, captions, or stick-on numbers will be allowed. Photos may be mounted vertically or horizontally. Level 2 Data Tags are required.

H. Print Exhibits: Print exhibits for both Level 2 and 3 must be 8" x 10" printed mounted in 11" x 14" (outside size) cut matting with a sandwich mat board backing. No foam board should be used for matting or backing. Incorrect sizes will not be accepted. Mat openings may be rectangular or oval. Photos may be horizontal or vertical. No frames are allowed. Appropriate unit data tags are required.

I. Entry Tags: Entry tags should be securely attached to the upper right-hand corner of the exhibit.

J. Data Tags: are required on all print and display exhibits. Data tags are not required for portfolios. Each exhibit must have the appropriate number and level of data tags as outlined below. Current data tags and help sheet are available at www.northernpanhandle.unl.edu

- Level 1: All photos should have a Level 1 Data Tag securely attached to the back of the exhibit in the upper right-hand corner.

- Level 2 Prints: All prints must have a Level 2 Data Tag.

- Level 2 Displays: Each photo of the display must include a separate Level 2 Data Tag. Data Tags should be numbered with the corresponding photo's number.

- Level 3 Prints: All prints must have a Level 3 Data Tag.

K. STATE FAIR SPECIAL DISPLAYS SELECTION: Photos will be selected from State Fair print entries that depict Nebraska for an Extension Office Display. This exhibit will be on display in the Dean's Office on UNL's East Campus.

L. All static exhibits must have received a purple ribbon at the County Fair to advance to the State Fair.

HERREN BROTHERS



"Thanks for Shopping Local!"

402 2nd St., Crawford, NE (308) 665-1600

175 2nd St., Harrison, NE (308) 668-2582

Proud to Support the Dawes County Fair!

DIVISION 180: LEVEL 1: PHOTOGRAPHY BASICS

A. Unit I Picture Displays:

- Photos should be 4" x 6" mounted on a single horizontal 11" x 14" black (preferred) or white poster or matting board.
- Every photo on picture display must be pencil numbered below (for judge's reference only). Numbers should be readable but not detract from display.
- No titles, captions, or stick-on numbers will be allowed.
- Photos must be mounted vertically or horizontally.
- Personal Data Tags (part A and B) are required.

B. Level 1 Photo Journal:

- Choose project area 1, 2, 3 or 4 in the Level 1 project manual titled "Photography Basics"
- Complete the pages associated with the project of your choice (project 1, 2, 3 or 4) or recreate and print the pages (still using actual photos).
- Place pages in an 8.5" x 11", black or white 3-ring binder.
- Personal Data Tags are required. For your journal complete Part A only and include this as page one of your journal.

DIVISION 180: LEVEL 1 CLASSES (Not State Fair Classes)

B180010. Picture Display. Entry will consist of three pictures. The 4-H member will exhibit one picture from three different categories. Categories to be selected from include: 1) animal, 2) building, 3) people, 4) landscape, 5) special effects, 6) still life, 7) sports.

B180020. Picture Story Series. An entry will consist of a series of five pictures, which tell a photo story, and should have a photographic introduction, a body and a conclusion, all done with pictures. Each photo should show a definite step. Imagination and variety are encouraged.

B180030. Panorama Exhibit. Entry will consist of an arrangement of three or more pictures connected to show a wide angle of a subject. Pictures may have some overlap, but unwanted excess may be cropped (cut).

B180040. Fun With Shadows Display. Entry will consist of three pictures of three different subjects that capture the image of the shadow.

B180050. Magic and Tricks Display. Entry will consist of a display of three pictures of three different subjects that use a "special effect" to create interesting photos.

B180060. Photo Journal. An entry will consist of a single completed and bound section of project 1, 2, 3, or 4 in the Level 1 project manual titled "Focus on Photography".

B180061. Get in Close Display or Print. Photo should capture a close-up view of the subject or object.

B180062. Bird's or Bug's Eye View Display or Print. Photo should capture an interesting viewpoint of a subject, either from above (bird's eye view) or below (bug's eye view).

B180063. People, Places, or Pets with Personality Display or Print. Photos should have a strong focal point, which could be people, places, or pets. Photos should capture the subject's personality or character. Photos may be posed or un-posed.

B180064. Black and White Display or Print. Photos should create interest without the use of color. Photos should show strong contrast and/or textures. Photos may be captured in black and white or captured in color and edited to black and white.

DIVISION 181: LEVEL 2 NEXT LEVEL PHOTOGRAPHY

Level 2 photographers should be utilizing all the skills and techniques they have developed thus far in their photography careers, especially topics covered in Book 1 Photography Basics and Book 2 Next Level Photography.

DIVISION 181: LEVEL 2 CLASSES

B181010. Level 2 Portfolio (SF88) Level 2 portfolios should represent the 4-H member's best work and must include five to seven different images from the 4-H member's photography career. At least two images must have been taken during the current year. The remaining images may have been taken at any time during the member's 4-H experience and may have been previously exhibited. Portfolios may include photos which are exhibited in other Level 2 classes during the same year.

Portfolios must include: 1) 1-page max bio, 2) table of contents, 3) year each photo was taken, 4) title for each image, 5) device make and model used to capture each image, and 6) reflections for each image. When writing reflections, youth should focus on what new photography techniques they were practicing when they took the photo, what makes the image successful, and what could have been done to improve the image.

B181020. Creative Techniques & Lighting Display or Print. (SF87) Photos should capture a creative use of lighting, such as diffused lighting, backlighting, or hard lighting, reflections, or another lighting technique covered in Book 2 Next Level Photography (Activity 3, 4, 5)

B181030. Creative Composition Display or Print. (SF87) Photos should capture a creative composition using the Rule of Thirds, Golden Triangle, Golden Rectangle, or another composition technique covered in Book 2 Next Level Photography. (Activity 6, 7, 8, 9)

B181040. Abstract Photography Display or Print. (SF87) Photos should be abstract or capture a small piece of a larger subject. Abstract photos may not look like anything in particular but should be able to capture a viewer's attention. (Activity 11)

B181050. Candid Photography Display or Print. (SF87) Candid photos should capture a special moment or meaningful interaction. Photos should be un-posed. (Activity 10)

B181060. Expression through Color Display or Print. (SF87) Photos should capture a creative use of color or a color scheme, such as complimentary, contrasting, monochromatic, warm, cool, primary, secondary, or tertiary. (Activity 13)

DIVISION 182: LEVEL 3: MASTERING PHOTOGRAPHY

Level 3 photographers should be exploring and experimenting with advanced techniques. This may include but does not necessarily require using an SLR camera, manual adjustments, or other advanced equipment. Level 3 photographers should be utilizing all the skills and techniques they have developed throughout their photography career, especially topics covered in Book 1 Photography Basics, Book 2 Next Level Photography, and Book 3 Mastering Photography.

We are branded QUALITY!

Stop In! We provide superior service along with our great tire brands!

Services: Shocks & Struts • Oil Change • Alignments
Exhaust • Coolant & Transmission Flush
On Farm Tire Repair & Installation!





Quality TIRE
Chadron, Nebraska

Monday-Friday 8 a.m.-5:30 p.m. • Saturday 9 a.m.-2 p.m.
Locally Owned & Operated • Dan Feist, Owner; Jimmy Landreth, Manager
308-432-3221 • 1520 W 6th St., Chadron
Supporting our Beef Producers!



DIVISION 182: LEVEL 3 CLASSES

B182010. Level 3 Portfolio. (SF88) Level 3 portfolios should represent the photographer's best work. Level 3 portfolios must include 9-11 images from the 4-H member's photography career. At least 3 images should be from the current year. The remaining images may have been taken at any time during the member's 4-H experience and may have been previously exhibited. Portfolios may include photos which are exhibited in other Level 3 classes during the same year. **Portfolios must include:** 1) 1-page max bio, 2) table of contents, 3) year each photo was taken, 4) title for each image, 5) device make and model used to capture each image, and 6) reflections for each image. When writing reflections, 4-H members should focus on what new photography techniques or skills they were practicing when they took the photo, what makes the image successful, and what could have been done to improve the image.

B182020. Advanced Techniques & Lighting Print. (SF89) Photos should show an experimentation or exploration of advanced lighting, such as low-light or silhouette photography or another advanced photography technique, such as astrophotography, underwater photography, or infrared photography. (Activity 3, 4, 5, or 12)

B182030. Advanced Composition Print. (SF89) Photos should show advanced compositions, such as using diagonal, horizontal, or vertical lines or repeating shapes to frame a subject or lead the viewer's eye through a scene; breaking the rule of thirds to compose a discordant image; or another advanced composition technique covered in Book 3 Mastering Photography (Activity 6, 7)

B182040. Portrait Print. (SF89) A great portrait captures not only a person's physical image, but also something of the person's character or personality. Photos may be either formal or informal but must be of one or more human subjects. (Activity 9)

B182050. Still Life Print. (SF89) Photos should capture non-moving objects that have been arranged in an interesting way. Photos should demonstrate advanced control over lighting and composition. (Activity 8)

B182060. Freeze/Blur the Moment Print. (SF89) Photos should capture a subject in motion. Photographers should adjust shutter speed to either freeze or blur the movement. (Activity 11)

CONSUMER AND FAMILY SCIENCES**Clothing Department C**

Superintendents: Julie Schommer, Jessica Fisher,
Tami Tollman

Junior Superintendents: Garrett Tollman, Bailey Sellman,
Miranda Betson

CLOTHING GUIDELINES AND RULES:

*****ALL CLOTHING PROJECTS (SEWING, KNITTING, CROCHET, SHOPPING & MODELING) WILL BE JUDGED AT PRE-FAIR DAY ON THURSDAY, JULY 25. NO CLOTHING WILL BE JUDGED DURING FAIR.*****

- A. Entry Tags:** Every clothing exhibit must be described on the appropriate entry tag accompanying it (for example: dark blue wool skirt and jacket, red and white printed blouse). Entry tag placement: as you look at the garment place the entry tag securely using safety pins on the right side of the garment and the hook of the hanger to the left.
- B. Identification Labels:** Each item entered as a clothing, knitting or crochet exhibit must have a label attached stating: County, 4-H member's name and age, project name, and class in which garment is entered, and the number of years enrolled in the project exhibited. Wool entries must have fiber content listed on the identification label. Attach a label on every component of the outfit using safety pins or by basting. Not responsible for unlabeled items.
- C. Preparation of Exhibits:** Please bring all wearable exhibits on wire hangers or hangers with a swivel hook ONLY. All exhibits not suitable for hanging should be entered in a self-sealing plastic bag hung on a hanger. Wool garments and garments with narrow straps hang better on other hangers, i.e., wooden or notched plastic hangers. As you look at the garment, place the hook of

the hanger pointing to the left. Use safety pins to fasten skirts, shorts, and pants to hangers. Each piece should be entered on its own hanger. If more than one hanger is used for an entry, fasten hangers belonging to one exhibit together with twist ties or rubber bands.

- D. Criteria for Judging:** Scoresheets, forms, contest study materials and additional resources can be found at <https://go.unl.edu/ne4hclothing>. In addition, all entries must conform to rules and regulations as set forth in the current Nebraska State Fair Book E. All clothing

exhibits must be displayed at the County Fair to receive premium money.

- E. General:** Youth may exhibit in all levels even after exhibiting in a higher level. (Dawes County only) Garments as listed may be made for self (4-H member) or another person. Garments will be displayed by county. 4-H members participating in clothing projects should continue their skill development. All static exhibits must have received a purple ribbon at the County Fair to advance to the State Fair.



Pick the right team

Strotheide Ins and Fin Svc Inc
Trace Strotheide, Agent
634 E 3rd Street
Chadron, NE 69337
Bus: 308-432-5507

Here's the deal: When you go
with State Farm®, you get a
local agent that can deliver
Good Neighbor service at
surprisingly great rates.
Give me a call.

Like a good neighbor,
State Farm is there.®

State Farm
Bloomington, IL

2001732



- F. **Design Data Card:** Must be included with all Beyond the Needle Classes C221003-C221008 and STEAM 1, 2 and 3 upcycled exhibits. The data card is available at <http://go.unl.edu/ne4hclothing>. If the data card is not included, the exhibit will be lowered one ribbon placing. The data card is only required for the classes listed above.

DIVISION 220: GENERAL CLOTHING

4-H members in all skill levels may exhibit in this area.

C220001. Clothing Portfolio. (SF20) Complete at least four different samples/activities from Chapters 2, 3 OR 4 of the STEAM Clothing 2 project manuals. The Portfolio should be placed in an 8.5" x 11", 3-ring binder. Include an appropriate cover. Portfolio should build upon itself each year (additional pages can be added each year but should be dated.) See pages 9-11 in STEAM Clothing 2: Simply Sewing project manual for portfolio formatting.

C220002. Textile Science Scrapbook. (SF20) Must include at least 10 different textile samples. Use Textile Information Cards template on page 39 in STEAM Clothing 2: Simply Sewing project manual to identify fabric swatches. Completed textile cards should be placed in an 8.5" x 11", 3-ring binder. Include an appropriate cover. Textile Science Scrapbook should build upon itself each year (additional pages can be added each year but should be dated). See the STEAM Clothing 2 project manual for fabric suggestions.

C220003. Sewing for Profit. (SF) Using page 161-167 in the STEAM Clothing 2: Simply Sewing project manual, display what products you posted online and analyze the cost of goods purchased to determine the appropriate selling price for your product. The Exhibit may be a notebook, poster, or small display. Exhibits should not exceed 22" x 30".

DIVISION 221: STEAM: BEYOND THE NEEDLE

4-H members must show their own original creativity.

C221001. Design Portfolio. (SF20) A portfolio consisting of at least three design samples or activities. Refer to the Beyond the Needle project manual for activity ideas. The portfolio should be placed in an 8.5" x 11", 3-ring binder. Include an appropriate cover. (Additional pages can be added each year but should be dated.) See pages 14-16 in the Beyond the Needle project manual for portfolio formatting.

C221002. Color Wheel. (SF20) Create your own color wheel, complimentary color bar or color scheme using pages 27-39 in the

Beyond the Needle project manual. The exhibit may be a notebook, poster, or small display. Exhibits should not exceed 22" x 30".

C221003. Embellished Garment with Original Design. (SF26) Create a garment using techniques as defined in the project manual. Designs are the original idea of the 4-H member using the elements and principles of design to make an original statement. A Design Data Card must be included with this project. The data card is available at <http://go.unl.edu/ne4hclothing>. If additional information is not included, exhibit will be lowered one ribbon placing.

C221004. Original Designed Fabric Yardage. (SF26) Fabric yardage is designed using techniques such as those found in the manual. Other embellishments may be added. Exhibit consists of at least one yard of finished fabric. A Design Data Card must be included with this project. The data card is available at <http://go.unl.edu/ne4hclothing>. If additional information is not included, exhibit will be lowered one ribbon placing.

C221005. Item (garment or non-clothing item) Constructed from Original Designed Fabric. (SF26) Fabric yardage is designed first, then a garment is constructed from that fabric. Other embellishments may be added. A Design Data Card must be included with this project. The data card is available at <http://go.unl.edu/ne4hclothing>. If additional information is not included, exhibit will be lowered one ribbon placing.

C221006. Textile Arts Garment or Accessory. (SF25) A garment or accessory constructed using new unconventional materials. Examples include rubber bands, plastic, and duct tape. A Design Data Card must be included with this project. The data card is available at <http://go.unl.edu/ne4hclothing>. If additional information is not included, exhibit will be lowered one ribbon placing.

C221007. Fashion Accessory. (SF23) (Not eligible for State Fair Fashion Show)- An accessory designed and/or constructed using elements and principles of design; can be textile or non-textile based. Example: shoes, bracelets, scarves, flip flops, design on tennis shoes, etc. A Design Data Card must be included with this project. The data card is available at <http://go.unl.edu/ne4hclothing>. If additional information is not included, exhibit will be lowered one ribbon placing.

C221008. Wearable Technology Garment or Accessory. (SF23) (Eligible for State Fair Fashion Show) - Technology is integrated into the garment or accessory in some way (For example: LEDs, charging capabilities, sensors, etc.) A Design Data Card must be included with this project. The data card is available at <http://go.unl.edu/ne4hclothing>. If additional information is not included, exhibit will be lowered one ribbon placing.

DIVISION 211: STEAM CLOTHING 1 - Not State Fair Eligible – County Only

Exhibits will be simple articles requiring minimal skills. Follow suggested skills in project manual. May exhibit one item per class number.

C211901. Clothing Portfolio. Complete at least three different samples/activities from Chapter 2 OR Chapter 3 of the project manual. The portfolio should be placed in an 8.5" x 11", 3-ring binder. Include an appropriate cover, dividers, and table of contents. (Additional pages can be added each year but should be dated.) See pages 9-10 for portfolio formatting.

C211902. Sewing Kit. Include a list of sewing notions and purpose for each included. (pg. 12-17 in project manual)

C211903. Fabric Textile Scrapbook. Must include at least 5 different textile samples. Use Textile Information Cards template on page 41 in project manual to identify fabric swatches. Completed textile cards should be placed in an 8.5" x 11", 3-ring binder. Include an appropriate cover. See project manual for fabric suggestions.

C211904. What's The Difference? 4-H members enrolled in STEAM Clothing 1 may enter an exhibit (not to exceed 22" x 30") a notebook, poster, small display sharing a project comparison and price point. See project manual, "What's the Difference?" page 118-119. Exhibits should include pictures NO actual pillows.

C211905. Clothing Service Project. Can include pillows or pillowcases but are not limited too. Exhibit (not to exceed 22" x 30") a notebook, poster, or small display sharing information you

generated in the project activity "Serving A Purpose" page 124 and 125.

Beginning Sewing Exhibits:

Exhibits must be made from medium weight woven fabrics that will sew and press smoothly; flannel/fleece is acceptable. Solid color fabrics or those having an overall print are acceptable. NO PLAIDS, STRIPES, NAPPED, or JERSEY KNIT. Patterns should be simple without darts, set-in sleeves, buttonholes, zippers, and collars. Raglan and kimono sleeves are acceptable

C211906. Pincushion.

C211907. Pillowcase.

C211908. Simple Pillow. No larger than 18" x 18".

C211909. Bag/Purse. No zippers or buttonholes.

C211910. Simple Top.

C211911. Simple Bottom. Pants, shorts, or skirt.

C211912. Simple Dress.

C211913. Other. Using skills learned in project manual. (Apron, vest, etc.) Sewing for your animal items go here.

C211914. Upcycled Simple Garment. The original used item must be redesigned (not just decorated) in some way to create a new wearable piece of clothing. A "before" picture and a description of the redesign process must accompany the entry.

C211915. Upcycled Accessory. A wearable accessory made from a used item. The item used must be changed in some way in the "redesign" process. A "before" picture, and a description of the redesign process must accompany the entry.

DIVISION 222: STEAM CLOTHING 2 – SIMPLY SEWING

Exhibits entered in this project must reflect skills learned from this manual. (See project manual skill-level list). Garments as listed below may be made from any woven or knit fabric appropriate to the garment's design and should demonstrate sewing skills beyond STEAM Clothing 1. A list of skills by project is available at <http://go.unl.edu/ne4hclothing>.

C222001. Design Basics, Understanding Design Principles. (SF20) 4-H members exhibit sharing a learning experience from pages 17-20 in the project manual. Include answers to questions found on page 20 of the manual. The Exhibit may be a notebook, poster, or small display. Exhibits should not exceed 22" x 30".

C222002. Pressing Matters. (SF20) 4-H Members may enter a ham or sleeve roll from pages 21-25 "A Pressing Matter" in the STEAM Clothing 2 project manual. Exhibit should include answers to lesson questions that are most appropriate to include.

C222003. Upcycled Garment. (SF28) (Eligible for State Fair Fashion Show) Create a garment from used textile-based items. The original used item must be redesigned using skills learned in STEAM Clothing 2(not just decorated) in some way to create a new wearable piece of clothing. The finished garment must reflect at least one skill learned in this project. A Design Data Card must be included with this project including a "before" picture no larger than 4.25" x 5.5". If additional information is not included, exhibit will be lowered one ribbon placing. A list of skills by project and the Design Data Card are available at <http://go.unl.edu/ne4hclothing>.

C222004. Upcycled Clothing Accessory. (SF28) (Eligible for State Fair Fashion Show) A wearable accessory made from a used item. The original used item must be redesigned using skills learned in STEAM Clothing 2 (not just decorated) in some way to create a new wearable accessory. The finished garment must reflect at least one skill learned in this project. A list of skills by project is available at <http://go.unl.edu/ne4hclothing>. A Design Data Card must be included with this project including a "before" picture no larger than 4.25"-x 5.5". The data card is available at <http://go.unl.edu/ne4hclothing>. If additional information is not included, the exhibit will be lowered one ribbon placing.

C222005. Textile Clothing Accessory. (SF28) (Eligible for State Fair Fashion Show)- Textile accessory is constructed using at least one skill learned in this project from materials appropriate for STEAM 2. A list of skills by project is available at <http://go.unl.edu/ne4hclothing>. Entry examples include: hats, bags, scarves, gloves. No metal, plastic, paper or rubber base items allowed (i.e., barrettes, headbands, flip flops, duct tape, etc.)

Old West Trail PRCA Rodeo



79th Anniversary!



July 3rd & 4th

8 p.m. both nights at the
OWTR Arena in Crawford

www.owtrodeo.com

*Funding is provided by a grant from
Dawes County Tourism Board*

SF28 for following classes:

C222006. Top. (Eligible for State Fair Fashion Show – vest acceptable) (SF28)

C222007. Bottom. (Eligible for State Fair Fashion Show – pants or shorts) (SF28)

C222008. Skirt. (Eligible for State Fair Fashion Show) (SF28)

C222009. Lined or Unlined Jacket. (Eligible for State Fair Fashion Show) (SF28)

C222010. Dress. (Eligible for State Fair Fashion Show – not formal wear) (SF28)

C222011. Romper or Jumpsuit. (Eligible for State Fair Fashion Show) (SF28)

C222012. Two-Piece Outfit. (Eligible for State Fair Fashion Show) (SF28)

C222013. Alter Your Pattern. (SF28) Garments constructed from a significantly altered pattern. Entry must include both the constructed garment and the altered pattern. Include information sheet that describes: 1) how the pattern was altered or changed; 2) why the changes were needed/wanted. Appropriate skills for altering/designing a pattern in STEAM 2 include: moving darts, merging two patterns together, altering a pattern for a woven or knit material, adding a lining.

C222014. Garment Constructed from Sustainable or Unconventional Fibers. (Eligible for State Fair Fashion Show, in the class that best describes the type of garment constructed i.e. Dress, Romper or Jumpsuit, or Two-piece Outfit (SF28) Fabric/Fibers used in this garment must be manufactured/purchased, for example: bamboo, banana, corn husk, and recycled fibers. Garments that are constructed out of unconventional items themselves should be exhibited under Beyond the Needle.

DIVISION 223: STEAM CLOTHING 3 – A STITCH FURTHER

Exhibits entered in this project must reflect at least one new skill learned from this manual. (See project manual skill-level list). Garments as listed may be made from any pattern or any fabric and should demonstrate sewing skills beyond STEAM Clothing 2. Entry consists of complete constructed garments only. Wool entries must have the fiber content listed on the identification label. A list of skills by project is available at <https://go.unl.edu/ne4hclothing>

C223001. Upcycled Garment. (SF28) Create a garment from used textile-based items. The original used item must be redesigned (not just decorated) in some way to create a new wearable piece of clothing. The finished garment must reflect at least one skill learned in this project. A list of skills by project is available at <http://go.unl.edu/ne4hclothing>. A Design Data Card must be included with this project including a “before” picture no larger than 4.25” x 5.5”. The data card is available at <http://go.unl.edu/ne4hclothing>.

C223002. Upcycled Clothing Accessory. (SF28) (Not eligible for State Fair Fashion Show). A wearable accessory made from a used item. The item used must be changed in some way in the redesign process. The finished accessory must reflect at least one skill learned in this project. A list of skills by project is available at <http://go.unl.edu/ne4hclothing>. A Design Data Card must be included with this project including a “before” picture no larger than 4.25” x 5.5”. The data card is available at <http://go.unl.edu/ne4hclothing>.

C223003. Textile Clothing Accessory. (SF28) (Not eligible for State Fair Fashion Show). Textile accessory is constructed using at least one skill learned in this project from materials appropriate for STEAM 3. Entry examples include: hats, bags, scarves, gloves. No metal, plastic, paper or rubber base items allowed (i.e. barrettes, headbands, flip flops, duct tape, etc.)

SF28 for following classes:

C223004. Dress or Formal.

C223005. Skirted Combination. (Skirt with shirt, vest or jacket OR jumper and shirt)

C223006. Pants or Shorts Combination. (Pants or shorts with shirt, vest or jacket)

C223007. Romper or Jumpsuit.

C223008. Specialty Wear. (includes: swim wear, costumes, hunting gear, or chaps)

C223009. Lined or Unlined jacket. (non-tailored)

C223010. Coat, Blazer, Suit Jacket or Outerwear. (SF28) A tailored blazer or suit jacket or coat. Wool entries must have the fiber content listed on the identification label to be considered for the Make It With Wool Award.

C223011. Alter/Design Your Pattern. (SF28) Garment constructed from a significantly altered pattern. Entry must include both the constructed garment and the altered pattern. Include information sheet that describes: 1) how the pattern was altered or changed, 2) why the changes were needed/wanted. Appropriate skills for altering/designing a pattern in STEAM 3 include: moving darts, adding a zipper, merging two patterns together, altering a pattern for a woven or knit material, adding a lining, designing your own pattern)

C223012. Garment Constructed from Sustainable or Unconventional Fibers. (SF28)

Fabric/Fibers used in this garment have to be manufactured/purchased, for example: bamboo, banana, corn husk, and recycled fibers. Garments that are constructed out of the unconventional items themselves should be exhibited under Beyond the Needle.

DIVISION 225: KNITTING (SF60 for all classes)

- All knitted and crocheted items will be displayed in the clothing area.
- Criteria for judging knitting and crochet: Design and Color, Neatness, Knitting or Crochet Mechanics, Trimmings, and Construction Finishes.
- Information Sheet for Knitting. Each knitted exhibit must include the following information on the fiber arts data card with the entry tag or exhibit will be lowered one ribbon placing A Fiber Arts knitting data card is available at <https://go.unl.edu/ne4hclothing>
 - Why did you choose to create this exhibit?
 - What steps did you take as you created your exhibit?
 - What were the most important things you learned?
 - Gauge-Number of rows per inch; number of stitches per inch.
 - Size of needles, finger knitted, arm knitted, loom or machine knitted.
 - Kind of yarn – weight and fiber content.
 - Names of stitches used.

C225001. Level 2 Knitted Clothing. (SF60) Knitted item or garment using pattern stitches such as diamond, block, twist or seed/moss stitches. Basic stitches [including Knit (K), Purl (P), Slip Knit Pass Over (SKPO), Knit Two Together (K2tog), Yarn Over (yo)] to form patterns

C225002. Level 2 Knitted Home Design & Restoration Item. (SF60) Knitted Item using basic stitches [including Knit (K), Purl (P), Slip Knit Pass Over (SKPO), Knit Two Together (K2tog),

Yarn Over (yo)] to form patterns.

C225003. Arm or Finger Knitted Item. (SF60) (Clothing or Home Design & Restoration Item)

C225004. Loom Knitted Item. (SF60) (Clothing or Home Design & Restoration Item)

C225005. Level 3 Knitted Clothing. (SF60) (Garment Eligible for State Fair Fashion Show) Knitted item or garment made from advanced knitting stitches such as pass slip stitch over, double-pointed needle knitting, cable, Turkish, tamerna, plait, germaine, feather and fan or knitting with one or more patterns such as Aran or Fair Isle. made by using stitches learned in Level 2 while advancing to circular knitting, double pointed needle knitting, knitting with multiple pattern stitches, and changing colors throughout the garment such as argyle knitting and chart knitting.

C225006. Level 3 Knitted Home Design & Restoration Item. (SF60) Knitted item made by using stitches learned in Level 2 while advancing to circular knitting, double pointed needle knitting, knitting with multiple pattern stitches, and changing colors throughout the garment such as argyle knitting and chart knitting.

C225007. Level 3 Machine Knitting. (SF60)

DIVISION 226: CROCHET (SF61 for all classes)

- Information Sheet for Crochet. Each crocheted exhibit must include the following information on the fiber arts data card with the entry tag or exhibit will be lowered one ribbon placing. A Fiber Arts crochet data form is available at <https://go.unl.edu/ne4hclothing>
 - Why did you choose to create this exhibit?
 - What steps did you take as you created your exhibit?
 - What were the most important things you learned?
 - Gauge and size of hook or type of crocheting tool.
 - Kind of yarn - weight and fiber content or other material used.
 - Names of stiches used.

C226001. Level 2 Crocheted Clothing. (SF60) Crochet garment using basic stitches (including chain, single, double, half-double, treble) to form patterns.

C226002. Level 2 Crocheted Home Design & Restoration Item. (SF60) Crochet item using basic stitches [including chain, single, double, half-double, treble] to form patterns.

C226003. Level 3 Crocheted Clothing. (SF60) Crochet garment using stitches learned in Level 2 while advancing to use afghan stitch, broomstick lace, hairpin lace, design motifs, and multiple pattern stitches.

C226004. Level 3 Crocheted Home Design & Restoration Item. (SF60) Crochet item using stitches learned in Level 2 while advancing to use afghan stitch, broomstick lace, hairpin lace, design motifs, and multiple pattern stitches.



MOBIUS
COMMUNICATIONS®

Internet • Security • Managed I.T.
Fiber • Business Phones

308.487.5500 • bbc.net

"Chick-in to 4-H at the Dawes County Fair!"

Schedule of Events

Event Start Times may vary due to 4-H events

Thursday, July 24

8:30-9:30 a.m.	4-H Clothing/Sewing Check-In	Chadron High School
9-9:30 a.m.	4-H Modeling Practice	Chadron High School
9:30 a.m.	4-H Modeling Judging	Chadron High School
9 a.m.-1 p.m.	4-H Construction Judging	Chadron High School
10-11 a.m.	4-H FCS Life Challenge Contest	Chadron High School
7 p.m.	4-H Fashion Show Public Welcome!	Chadron High School

Friday, July 25

7:30-8 a.m.	4-H Cat Show Check-In	Vetter Building
8:30 a.m.	4-H Cat Show	Vetter Building
9 a.m.-1 p.m.	Open Class Check-In	Dixie Eaton/ Henkens Roberts
12-12:30 p.m.	4-H Dog Show Check-In	Vetter Building
1 p.m.	4-H Dog Show	Vetter Building
2 p.m.	Open Class Judging.	Dixie Eaton/ Henkens Roberts
	Building Closed for Judging	

Saturday, July 26

7 a.m.	Breakfast	Arena
	Horse Show Participants, Families, and Spectators Only	
	Sponsored by Security First Bank Chadron	
7:30 a.m.	4-H Horse Show Check-In	Arena
	Working Ranch Horse, Dummy Roping, Breakaway Roping, Trail, Halter, Showmanship, Green Broke, Pleasure, Horsemanship, Reining, Poles, Barrels.	
8 a.m.	4-H Working Ranch & Performance Horse Show	Arena
8 a.m.-1 p.m.	4-H Hippology Challenge Contest	Stage Area
6 p.m.	Dawes County Fair Board Hog Wrestling	Grandstand/Arena
	Pig Wranger Auction	
	Contestants Need to Check-In by 6 p.m.	
	Chairmen: Cooper Cogdill 308-430-3473, Jodi Reitz 308-430-2560, Corey Carnahan 308-430-0462	

Sunday, July 27

Dawes County Hall of Fame	Grandstand/Arena
Century Farm and Ranch Family Good Neighbor Award	
Chairman: Con Marshall	
Tractor Weigh-In	Grandstand/Arena
Lawn Mower Association Races	North 40 Track
Chairman: Roger Eaton and Team	
Antique Tractor Pull	Grandstand/Arena
Sponsored by Highway 20 Antique Tractor Association	
Chairmen: MaryAnn Schleicher 308-432-3140, Neal Soester 308-672-8675	
Hall of Fame Awards Reception	4-H Dining Hall
Served by 4-H Clubs	

Monday, July 28

8:30 a.m.	Doors Open for 4-H Exhibit Check-In	4-H Building
9 a.m.-1 p.m.	4-H Static Exhibit Interview Judging	4-H Building
2-4 p.m.	4-H Decorated Cakes Judged	4-H Building
2:30-4 p.m.	Free Stick Horse Races Ages 6 & Under	Grandstand/Arena
5 p.m.	Youth Rodeo (Gymkhana)	Grandstand/Arena
	Ages 7-10, 11-13, 14-18. Must Pre-Register & Pay by Monday, July 21. Forms available at www.dawescountyfair.com	
	Chairmen: Charlee Ebmeier 308-430-4298, Casey Schumacher 308-430-4346, Brooke Keim: 308-430-3163	
5-7 p.m.	4-H Creative Chefs Silent Auction	4-H Building
5:30 p.m.	4-H Live Cake & Pie Auction	Grandstand/Arena
5:30 p.m.	Free Popsicles	Grandstand/Arena
	Sponsored by Nebraska Bank	
5:30 p.m.	3-D Archery Shoot Open to any Age	East End Racetrack
	Contact Roger Eaton: 308-432-4040	

**Open Class Halls Open 9 a.m.-8 p.m.
(unless otherwise stated)**
4-H Static Building Open 9 a.m.-8 p.m.
Tuesday-Friday

Everyone is encouraged to enter exhibits!
No matter your age!

Tuesday, July 29

8 a.m.	4-H Static Exhibits Open	4-H Building
8 a.m.	4-H Static Exhibit Silent Auction Open	4-H Building
8 a.m.	4-H Companion, Exotic, & Rabbit Check-In	Vetter Building
8:30 a.m.	4-H Companion Animal Show	Vetter Building
Followed By:	4-H Exotic Animal Show	Vetter Building
Followed By:	4-H Rabbit Show	Vetter Building
	Lunch Break Immediately Following 4-H Rabbit Show	
11 a.m.	4-H Poultry Check-In	Vetter Building
Followed By:	4-H Poultry Show	Vetter Building
12:30-2:30 p.m.	4-H Swine Weigh-In & Check-In	North Side Vetter
2:30-4 p.m.	4-H Goat & Sheep Weigh-In & Check-In	North Side Vetter
4-5:30 p.m.	Beef Weigh-In & Check-In	North Side Vetter
6 p.m.	Ranch Rodeo Contestant Check-In	Stage by Arena
6:30 p.m.	Ranch Rodeo Cowboy Auction	Grandstands
6:30 p.m.	FFA Hay Auction Sponsored by FNBO	Grandstands
7 p.m.	Ranch Rodeo & Bronc Match	Grandstands
	Must Preregister at www.dawescountyfair.com by July 24. Check Facebook for Updates. Limited entries to 15 Teams. \$400 per 4-Person Team. Bronc Riders \$150 a rider. Call in is July 15 from 5-10 p.m. Ranch Rodeo Sponsored by Wahlstrom Ford. Bronc's Sponsored by C&C Quarter Horses Chairmen: Casey Schuhmacher 308-430-4346, Crystal Brunsch 605-454-1034	

Wednesday, July 30

8:30 a.m.	4-H Dairy Goat Show	Vetter Building
Followed By	4-H Meat Goat Show	Vetter Building
1-3 p.m.	4-H Bottle Lamb Interviews	Show Barn
3 p.m.	4-H Swine Show	Vetter Building
5:30 p.m.	Tough Truck Registration	Stage
	Entries Close at 6:45 p.m.	
5:30 p.m.	Free Root Beer Floats	Grandstand/Arena
	Sponsored by Security First Bank Chadron	
6:30 p.m.	Drivers Meeting	Arena
7 p.m.	Tough Truck	Grandstand/Arena
	Chairmen: Brian Taylor 308-430-0207, Brooke Keim 430-3163, Neal Soester 308-672-8675	

Thursday, July 31

7 a.m.	Free Breakfast	Open Air Shelter
	Sponsored By FNBO	
8-10 a.m.	4-H Bucket Calf Interviews	Vetter Building
8:30 a.m.	All Animal Livestock Sale Photos	
8:30 a.m.	4-H Sheep Show	Vetter Building
Followed By:	4-H Bottle Lamb Awards	Vetter Building
11 a.m.	4-H Dairy Cattle Show	Vetter Building
Followed By:	4-H Beef Showmanship	Vetter Building
	Lunch Break Following Beef Showmanship	
Followed By:	Bucket Calf Awards, Breeding Beef, Stocker Feeders	
Followed By:	4-H Market Beef Show	Vetter Building
Followed By:	Livestock Sale Photos for Beef	Vetter Building
4:30 p.m.	Static Award Photos (Champion & State Fair)	4-H Building
5 p.m.	4-H Youth Pizza Night	Vetter Building
6 p.m.	Rubber Check Race & Team Auction	Grandstand/Arena
	Please Pre-Register by Tuesday, July 29 Chairmen: Jodi Reitz, 308-430-2560, Brooke Keim 308-430-3163 , Corey Carnahan 308-430-0462, Crystal Brunsch 605-454-1034	

7-10 p.m. Free Fair Dance in Open Air Building
Sponsored by Dawes County Ag Society

Friday, August 1

9 a.m.-12 p.m.	Open Class Check-Out	Dixie Eaton/ Henkens Roberts
9 a.m.	Small Animal Round Robin	Vetter Building
11 a.m.	Large Animal Round Robin	Vetter Building
3 p.m.	Best Dressed Contest	Vetter Building
5-6 p.m.	Livestock Buyers Social	Vetter Building
5:45 p.m.	Clover Kid's Parade	Vetter Building
6 p.m.	4-H Foundation Market Livestock Sale	Vetter Building
6 p.m.	4-H Static Exhibit Silent Auction Closes	4-H Building
6 p.m.	4-H Small Animals Check Out	New Building

Saturday, August 3

8-10 a.m.	4-H Exhibit Check Out/Animal Projects Released	4-H Building
-----------	--	--------------

Fairgrounds/Stall Cleanup - Everyone Should Help!
Wristbands: 4-Day Pass - \$20 in advance •
\$10 at the gate

12 & Under FREE - All 4-H Kids are FREE

Purchase wristbands in advance at the
Dawes County Extension Office and they will be available at the Fair!

CONSUMER AND FAMILY SCIENCES

Consumer Management Department C

Superintendents: Julie Schommer, Lisa Briggs,

Tami Tollman, Jessica Fisher

Junior Superintendents: Garrett Tollman, Bailey Sellman,

Miranda Betson

DIVISION 240: SHOPPING IN STYLE (Age 8 and over)

C240001. Best Buy for Your Buck. (SF84) (Ages 8-13 before January 1 of the current year) - Provide details of the best buy you made for your buck this year. Consider building the ultimate wardrobe by adding to this entry each year by dividing it into Year 1, Year 2, Year 3, etc. Put the story in a 3-ring binder or video, no posters please (see general information above). **Do not include the Shopping in Style Fashion Show Information Sheet in your entry for this class.** Although both entries do share some information, there are differences in content and format for this class.

- Provide details about wardrobe inventory which indicates the following:
 - o Why you selected the garment you did
 - o Clothing budget
 - o Cost of garment
 - o Conclusion or summary statement(s) stating your final comments on why you selected your “best buy for your buck.”
 - o Provide three color photos of you wearing the garment - front view - side view - back view

C240002. Best Buy for Your Buck. (SF84) (Ages 14-18 before January 1 of the current year) Provide details of the best buy you made for your buck this year. Consider building the ultimate wardrobe by adding to this entry each year by dividing it into Year 1, Year 2, Year 3, etc. Put the story in a 3-ring binder or video, no posters please (see general information above). **Do not include the Shopping in Style Fashion Show Written Report Narration Form SF184 in your entry.** Although both entries do share some information, there are differences in content and format for this class.

- Provide details listed for those ages 8-13 plus include the following additions:
 - o Body shape discussion
 - o Construction quality details
 - o Design features that affected your selection
 - o Cost per wearing
 - o Care of garment
 - o Conclusion or summary statement(s) stating your final comments on why you selected your “best buy for your buck.”
 - o Provide three color photos of you wearing the garment - front view - side view - back view

C240003. Revive Your Wardrobe. (SF88) Take at least two items in your wardrobe that still fit but that you don’t wear anymore and pair them with something new to make them wearable once again. Create a photo story, which includes before and after photos and a description of what was done. Put in a 3-ring binder, poster, or video (see general information).

C240004. Show Me Your Colors. (SF89) Select six to eight color photos of you wearing different colors. Half should be what you consider to be good personal color choices and half should be poor personal color choices. Write a brief explanation with each photo describing your selections. Refer to the manual page 23 for more

information. Entry should be a poster (see general information).

C240005. Clothing 1 Aid Kit. (SF64) Refer to page 73 of the manual and complete some clothing first aid kit. Include a list of items in the kit and brief discussion of why each was included. Put in an appropriately sized box or tote with a lid. No larger than a shoebox.

C240006. Mix, Match, & Multiply. (SF90) Using this concept from page three, 2 of the manual take at least five pieces of clothing and create new outfits. Use your imagination to show various looks (i.e., on a clothesline, in a tree, on a mannequin). Include a brief discussion of each outfit, which demonstrates what you have learned by completing this entry. Entry can be a 3-ring binder, poster, or video (see general information).

DIVISION 247: MY FINANCIAL FUTURE

General Information:

Rules

1. If the exhibit is a poster, it should be on a 14” x 22” poster board. If a 3-ring binder is used it should be 8.5” x 11” x 1”. Folders with or without fasteners should NOT be used and entries will be lowered a ribbon placing. Video exhibits should be less than 5 minutes in length and be able to be played on a PC using Windows Media Player, Real Player, or QuickTime Player. Do NOT include the Shopping in Style Fashion Show Written Report with Narration Form SF184 in any exhibits.

C247001. Write 3 SMART Financial Goals for Yourself. (SF247)

One should be short term, one intermediate, and one long term. Explain how you intend to reach each goal you set.

C247002. Income Inventory. (SF247) Using page 13 as a guideline, list sources and amounts of income you earn/receive over a six-month period. Answer the following questions: What were your income sources? Were there any steady income sources? What did you do with the income you received? Include your income inventory in the exhibit.

C247003. Tracking Expenses. (SF247) Use an app or chart like the one on page 17 to track your spending over two months. Answer the following questions: What did you spend most of your money on? What did you learn about your spending habits? Will you make any changes in your spending based upon what you learned? Why or why not? Include your chart in your exhibit.

C247004. Money Personality Profile. (SF247) Complete the money personality profile found on pages 21-22. Answer the following questions: What is your money personality? How does your money personality affect the way you spend/save money? Have a friend or family member complete the money personality profile. Compare and contrast (how are you alike, how are you different) your money personality profile with theirs.

C247005. Complete Activity 8 “What Does It Really Cost?”. (on pages 39-40). (SF247)

C247006. My Work; My Future. (SF247) Interview three adults in your life about their careers or jobs using the questions on page 51 and record these answers. In addition, answer the following questions on your display. What did you find most interesting about these jobs? Were there any positions you might want to pursue as your career? Why/Why not? What careers interest you at this point in your life? What are three steps you need to do now to prepare for this career?

C247007. Interview. (SF247) Interview someone who is paid a

salary; someone who is paid a commission; and someone who is paid an hourly wage. Have them answer the following questions plus any additional questions you may have. 1) What are some benefits of receiving your pay the way you do (salary, commission, or hourly wage)? 2) What are some negative outcomes for getting paid the way you do? 3) Does your pay keep pace with inflation? Why do you think this? Summarize: Based upon your interviews which payment method would suit you the best? Discuss your answer.

C247008. The Cost of Not Banking. (SF247) Type your answers to the questions about Elliot on page 50.

C247009. Evaluating Investment Alternatives. (SF247) Complete the case study of Jorge on page 64. Answer all three questions found at the bottom of the page.

C247010. Understanding Credit Scores. (SF247) Watch the video and read the resource listed on page 71. Answer the following questions. 1) Name three prudent actions that can reduce a credit card balance. 2) What are the main factors that drive the cost of credit? three) List one personal financial goal that you could use credit or collateral to purchase. Discuss possible consequences that might happen with improper use of credit for your purchase.

C247011. You Be the Teacher. (SF247) Create an activity, storyboard, game or display that would teach another youth about “Key Terms” listed on page 62. Activity/display must include at least five (5) of the terms.

CONSUMER AND FAMILY SCIENCES

Fashion Show Department C

Superintendents: Julie Schommer, Jessica Fisher,

Tami Tollman

Junior Superintendents: Garrett Tollman, Bailey Sellman,

Miranda Betson

DIVISION 410: FASHIONSHOW GENERAL INFORMATION:

- A. Judging will be at Consumer & Family Sciences Day on Thursday, July 24. Check-In will be at 8:30-9:30 a.m. Public Fashion Show will be Thursday, July 24, 7 p.m.
- B. Each contestant should choose or make accessories to complete the outfit modeled.
- C. All garments must remain on display during the County Fair.
- D. Boys and girls are encouraged to enter with separate dressing rooms provided.
- E. All garments styled before the judges must be entered for clothing judging.
- F. Garments should be age appropriate.
- G. **All modeling narrations are due the Tuesday before clothing day.** Narrations are available in the office or online.

CLASSES:

C410001. Modeled Clover Kids & Sewing for Fun Favorite Outfit. Not State Fair Eligible.

C410010. Modeled “Beyond the Needle” Embellished Garment (s) with an Original Design. (SF118) Garment is created using intermediate or advanced techniques as defined in the project manual. Designs are the original idea of the 4-H Member using the elements and principles of design to make an original statement.

C410015. Modeled “Beyond the Needle” Garment Constructed from Original Designed Fabric. (SF118) Fabric yardage is designed first, then a garment is constructed from that fabric. Other embellishments may be added.

C410020. Modeled “Beyond the Needle” Textile Arts Garment(s). (SF118) Garment is constructed using new unconventional materials. Examples: rubber bands, plastic, duct tape.

C410025. Modeled Beyond the Needle- Wearable Technology Garment. (SF118) Garment has integrated technology into its design.

C410026. Modeled Constructed “STEAM 1” Garment(s). Not State Fair Eligible. Possible types of garments include simple top, bottom (pants, shorts, or skirt), or dress, which required minimal skills to construct. May also model an apron or vest over a purchased outfit.

C410030. Modeled Constructed “STEAM 2” Garment(s). (SF118) Possible types of garments include: Dress; Romper or Jumpsuit; Skirted Outfit – skirt with top, vest, or lined/unlined jacket – must have sewn two pieces; Jumper and Shirt – must have sewn both pieces; Pants or Shorts Outfit – pants or shorts with top, vest, or lined/unlined jacket – must have sewn two

Good Luck to all Fair Participants!

... cares about the consumer

Northwest Rural Public Power District

Your Touchstone Energy® Partner



5613 Highway 87 • Hay Springs • 308-638-4445 • 800-847-0492 • www.nrppd.com

pieces or a purchased top can be worn to complete a vest or lined/unlined jacket outfit with a constructed bottom; or Upcycled Outfit Combination – must contain a complete constructed outfit (examples: if the top is upcycled, must include a constructed bottom, upcycled dress). Nightshirts, flannel lounging pants or any other types of loungewear can NOT be modeled.

C410040. Modeled Constructed “STEAM 3” Garment(s). (SF118) Possible types of garments include: Dress or formal; Skirted Outfit - skirt with shirt, vest, or lined/unlined jacket – must have sewn two pieces; Jumper and Shirt – must have sewn both pieces; Pants or Shorts Outfit (pants or shorts with shirt, vest or jacket); Romper or Jumpsuit; Specialty Wear (Swim wear, costumes, western wear-chaps, chinks, riding attire, or hunting gear); Non-tailored Lined or Unlined Jacket or Coat – Additional pieces with jacket or coat may either be constructed or purchased; Tailored Coat, Blazer, Suit Jacket or Outerwear. Additional pieces with coat, blazer, jacket or outerwear may either be constructed or purchased; Upcycled Outfit Combination – must contain a complete constructed outfit (examples: if the top is upcycled, must include a constructed bottom, upcycled dress). A purchased shirt can be worn to complete a vest or lined/unlined jacket outfit with a skirt, pants or shorts. Nightwear or loungewear can NOT be modeled.

C410050. Modeled Knitted or Crocheted Clothing (Level 2 or 3). (SF118) Knitted garment using pattern stitches such as diamond, block, twist or seed/moss stitches or advanced knitting stitches such as pass slip stitch over, double-pointed needle knitting, cable, Turkish, tamerna, plait, germaine, feather and fan or knitting with one or more patterns such as Aran or Fair Isle. Crocheted garment using pattern stitches such as texture, shell, cluster or mesh stitches or advance crochet stitches such as afghan, broomstick, hairpin lace, design motifs or pattern stitches. Garment needs to be a complete outfit as in a dress, coat or two-piece ensemble (bottom and top).

C410060. Modeled Shopping in Style Purchased Outfit and Written Report. (SF185) The curriculum is developed and designed for youth ages 10 and older to help them strengthen their consumer skills when purchasing clothing. 4-H members must model a complete outfit. All pieces of the garment must be purchased. **Youth must submit 4-H Shopping in Style Fashion Show Form.** Form SF184 online can be found under the 4-H State Fair Book.

CONSUMER AND FAMILY SCIENCES
Home Design & Restoration Department C
Superintendent: Lisa Briggs

Junior Superintendents: Garrett Tollman, Bailey Sellman,
Miranda Betson

GUIDELINES AND RULES:

HOME DESIGN & RESTORATION EXHIBITS are evaluated by these criteria:

- Items must be designed to be used for home decorating, home furnishing or home management (No clothing, purses, note cards, scrapbooks/photo albums, etc.)
- Accessories should be of high quality (as compared to quick, simple crafts), suitable for use in the home several months throughout the year. Holiday specific items are discouraged. Exhibits made from kits are also discouraged as kits limit decision making in the design process.
- Items should show creativity and originality, along with the application of design principles and elements. (Ask yourself: How have I shown creativity and applied the design principles and elements in this accessory? Youth are required to include this information).
- Entered in correct class: What medium is the majority of your accessory made from? What was changed or manipulated?
- Items should be ready for display in the home** (pictures framed, wall hangings and pictures ready to hang, etc.). No single mat board or artist canvas panels. Wrapped canvas (if staples not visible on edge) is accepted without framing but still needs to include hanger. **MAKE SURE HANGERS ARE STRONG ENOUGH TO SUPPORT THE ITEM!! Items not ready for display will be lowered a ribbon placing.**

- All static exhibits must have received a purple ribbon at the County Fair to advance to State Fair.
- Items should not be made for beginning level or other projects (ex: simple (10 min) table runners or woodworking). Exhibits from the beginning level project, Design My Place, are county only and not State Fair eligible.
- Number of entries per individual** – One entry per exhibitor per class. Limit of two entries in ALL home design and restoration projects per exhibitor.
- Entry tag needs to include a clear description of item** (example, blue, three drawer dresser). In addition, a label with the 4-H member's name and county should be attached to each separate piece of the exhibit.
- Size of Exhibits** – Exhibits may be no taller than 7 feet and no wider than 6 feet.
- ALL SUPPORTING INFORMATION** – Supporting information is required for all exhibits. Information must also include elements or principles of design used and steps taken to complete project. [Scoresheets](#), forms, contest study materials, and additional resources can be found at <https://4h.unl.edu/resources/projects>. **Exhibits without supporting information will be lowered a ribbon placing.**

DIVISION 255: DESIGN MY PLACE

Not State Fair Eligible

- C255001. Needlework item (made with yarn or floss).**
C255002. Simple fabric accessory, like a pillow, laundry bag, pillowcase, table runner, etc.
C255003. Accessory made with original batik or tie-dye.
C255004. Simple accessory made using wood.
C255005. Simple accessory made using plastic.
C255006. Simple accessory made using glass.
C255007. Simple accessory made using clay.
C255008. Simple accessory made using paper.
C255009. Simple accessory made using metal tooling or metal punch.
C255010. Storage item made or recycled.
C255011. Bulletin or message board.
C255012. Problem solved: Use a creative method to show you solved a problem. (air quality, water, sound, temperature, lighting, fire escape plan, etc.)
C255013. Video showing how to make a bed, organize a room, or the steps you used to make your simple accessory.

DIVISION 257: DESIGN DECISIONS

- Attach information to explain steps taken. Information must also include element or principle of design used.

Scoresheet SF201: Classes 1–3, 5

Scoresheet SF200: Classes 4, 6–18, 23–25

Scoresheet SF207: Classes 19–20

Scoresheet SF203: Classes 21–22

C257001. Design Board for a Room. Include: color scheme, wall treatment, floor treatment, etc. OR floor plan for a room. Posters 22” x 28”, or multimedia presentation (on CD). Show what you learned with before and after pictures or diagrams, samples, story, cost comparisons, optional arrangements, etc.

C257002. Problem Solved, Energy Savers OR Career Exploration. Identify a problem (as problem windows, storage needs, inconvenient room arrangement, cost comparison, energy conservation, waste management, etc.) OR explore a career related to home environment. (What would it be, what education is needed, what would you do, etc.) Using poster, notebook, multimedia presentation (on CD) or other method, describe the problem and how it was solved OR your career exploration.

C257003. Solar, Wind, or Other Energy Alternatives for the Home. Can be models, either an original creation or an adaption of kit. If kit, label and explain what was learned and how the item could be used in or on exterior of home.

C257004. Technology in Design. Incorporate technology into a project related to home design or use technology to develop the design; for example, using conductive thread to create a circuit that enhances a wall hanging or create the design with a 3D printer.

C257006. Window Covering. May include curtains, draperies, shades, shutters, etc.

C257007. Floor Covering. May be woven, braided, painted floor cloth, etc. May be exhibited as a poster or multimedia presentation (on CD).

C257008. Bedcover. May include quilt, comforter, bedspread, dust ruffle, canopy, etc. For quilts, state who did the quilting. (No tied fleece blankets.)

C257009. Accessory. Framed Original Needlework/Stitchery May be commercially framed.

C257010. Accessory. Textile – 2D. (tablecloth or runner, dresser scarf, wall hanging, etc. No tied fleece blankets or 10-minute table runners.)

C257011. Accessory. Textile – 3D. (pillows, pillow shams, fabric bowls, etc.

C257012. Accessory. 2D.

C257013. Accessory. 3D. (string art, wreaths, etc.).

C257014. Accessory. Original Floral Design.

For classes 15-18, determine entry by what medium was manipulated.

C257015. Accessory. Original made from Wood. Burn, cut, shape, or otherwise manipulate.

C257016. Accessory. Original made from Glass. Etch, mosaic, stain, molten or otherwise manipulate.

C257017. Accessory. Original made from Metal. Cut, shape, punch, sculpt, reassemble, or otherwise manipulate.

C257018. Accessory. Original made from Ceramic or Tile. Treatment to exhibit must go through process that permanently alters the medium. Painting alone is not sufficient.

C257019. Accessory. Recycled/Upcycled Item for the home. Reuse a common object or material in a creative way. Include description of what was done to recycle or reuse item in your attached information.

C257020. Furniture. Recycled/Remade. Made or finished by using a common object or material in a creative way. Include description of what was done to recycle or reuse item in your attached information.

C257021. Furniture. Wood Opaque finish such as Paint or Enamel.

C257022. Furniture. Wood Clear finish showing Wood Grain.

C257023. Furniture. Fabric Covered. May include stool, chair seat, slipcovers, headboard, etc.

C257024. Furniture. Outdoor Living. Furniture made/refurbished suitable for outdoor use (NOTE: May be displayed outside). Include description of what was done to recycle or reuse item in your attached information.

C257025. Accessory. Outdoor Living. Accessory made/refurbished by 4-H member suitable for outdoor use. Include



ANNUAL PRODUCTION BULL SALE
 THE BEST IN QUALITY AND SERVICE
 FRIDAY, APRIL 10, 2026
 CRAWFORD LIVESTOCK MARKET SELLING
 170 YEARLING & 2 YEAR OLD BULLS

BUTCH (308) 430-4223 ADAM (308) 430-3742
 JAKE (308) 430-5878
WWW.SELLMANRANCH.COM

description of what was done to recycle or reuse item in your attached information.

DIVISION 256: HEIRLOOM TREASURES/FAMILY KEEPSAKES

Scoresheet SF206: Class 1

Scoresheet SF205: Classes 2–4

- This project area is for items with historic, sentimental or antique value that are restored, repurposed or refinished to keep their original look and value. It is not for “recycled” items. For example, a bench would be considered an heirloom if the original finish is restored, but if decorated by painting it would be considered recycled. Entering highly valuable items (especially small ones) is discouraged, as exhibits are not displayed in closed cases.
- NOTE: new resources to support this project area are on the 4-H website.
- Attach information including:
 - List of steps taken to complete your project. Before and after pictures are encouraged.
 - Keepsake’s documentation: how you acquired the item and the history of the item (may be written, pictures, audio or video tape of interview with family member, etc.)

C256001. Trunks. Including doll-sized trunks or wardrobes.

C256002. An Article. Either a repurposed “treasure” (accessory) from an old item or an old “treasure” (accessory) refinished or renovated. May include a display of a collection or collectibles, being careful not to destroy value of the collection.

C256003. Furniture. Either a repurposed “treasure” from an old item or an old “treasure” refinished or renovated. May include doll-sized furniture.

C256004. Cleaned and Restored Heirloom Accessory or Old Furniture. A reconditioned and cleaned old piece of furniture or accessory that is functional for use or display. Item might be cleaned and waxed, and simple repairs made. Item would not be refinished or repainted but reconditioned to restore it to its original look or to prevent it from further damage as a valuable heirloom. Consult extension publication Care and Conservation of Heirloom Textiles, G1682 for information on textiles. (Refinished items go in classes 2–3.) This class is for situations where it may be best to do very little to the item to maintain its antique value. Item

or article should be of complexity suited to an advanced project.

CONSUMER AND FAMILY SCIENCES

Visual Arts Department C

Superintendent: Lisa Briggs

Junior Superintendents: Garrett Tollman, Bailey Sellman,
Miranda Betson

GUIDELINES AND RULES:

Rules

- Exhibits may utilize any medium or combination of mediums on any surface. All exhibits must be appropriately presented and ready to be professionally displayed. Artwork should depict the artist’s own interpretation of the theme. All exhibits should include an explanation of how the piece reflects the theme and what ideas or thoughts the artist was attempting to express or communicate.

VISUAL ARTS EXHIBITS are evaluated by these criteria:

- Original Work** – Items must be the original work of the 4-H member and should show creativity and originality. No copyrighted images or master studies.
- Ready for Professional Display** – All exhibits must be presented appropriately for the medium (s) displayed. Two -dimensional pieces on paper should be framed behind glass/plexiglass. Canvas boards should be framed but glass/plexiglass is not necessary. Stretched canvases do not need frames as long as staples are not visible on the edges. All two -dimensional pieces should be ready to hang using a sawtooth or wire hanger.
- Number of entries per individual** – No limit of entries in ALL visual arts projects per exhibitor.
- Entry Descriptions** – Entry tag needs to include a visual description of the exhibit, including, size, dominant color, and subject to aid in identification.
- All static exhibits must have received a purple ribbon at the County Fair to advance to State Fair.
- Exhibitors in Sketchbook Crossroads and Portfolio Pathways should be utilizing the mediums, skills, and techniques they have developed in their visual arts project, especially topics covered in the Sketchbook Crossroads or Portfolio Pathways manual.
- ALL SUPPORTING INFORMATION** – Supporting information is required for all Visual Arts exhibits. Information must also include responses to all questions and steps taken to complete the project. Supporting information must be securely attached to the back of the piece. Supporting Information tag templates can be found on 4-H State Fair website: <https://go.unl.edu/ne4hvisualarts>. Exhibits with missing or incomplete supporting information will be lowered a ribbon placing.
- Class Changes:** Exhibits must be entered in the appropriate class based on the medium(s) used or theme. No class changes will be made after Check-In. Exhibits in inappropriate classes may be lowered a ribbon placing. Supporting information may provide evidence or justification for the piece being entered in a specific class.

DIVISION 260: SKETCHBOOK CROSSROADS

Score sheet SF200: Classes 1–9

- Use techniques from manual or comparable techniques.
 - Attach information to explain steps taken. Information must also include element or principle of design used.
- C261001. Original Art Inspired by Plants or Animals.** (SF200) Could involve but is not limited to domestic animals, pets, agriculture, wild animals, wildlife conservation, house plants, fruit, vegetables, flowers, native plants, trees, etc.
- C261002. Original Art Inspired by Landscapes.** (SF200) Could involve but is not limited to rural landscapes, natural environments, man-made environments, urban landscapes, extraterrestrial landscapes, oceanic scenes, buildings, fantasy landscapes, agricultural landscapes, etc.
- C261003. Original Art Inspired by People.** (SF200) Could involve but is not limited to cultural art, modern society, portraits,

daily life, careers, families, emotions, etc.

C261004. Original Art Inspired by Artist’s Choice. (SF200) Could involve but is not limited to food, cars, fantasy worlds, imaginary characters, science-fiction, history, etc.

DIVISION 261: PORTFOLIO PATHWAYS

Scoresheet SF200: Classes 1–6

- Use techniques from manual or comparable techniques.
- Attach information to explain steps taken. Information must also include element or principle of design used.

C260001. Original Acrylic Painting. (SF200)

C260002. Original Oil Painting. (SF200)

C260003. Original Watercolor Painting. (SF200)

C260004. Original Pencil Drawing. (SF200)

C260005. Original Charcoal Drawing. (SF200)

C260006. Original Ink Drawing. (SF200)

C260007. Original Fiber Art. (SF200) Could include weaved art, dyed fabric, felted wool, cotton linter, batik, etc.

C260008. Original Sculpture. (SF200) Could include Styrofoam, wood, cardboard, paper, metal, wire, etc.

C260009. Original Ceramic Pottery. (SF200) No purchased ceramic pottery. Must be glazed and fired. May be any hand-built technique or wheel thrown. May be functional or non-functional. Could include slab built, pinch pots, coil built, wheel thrown, etc.

C260010. Original Painting on Purchased Ceramic Surface. (SF200) No hand-built or wheel thrown pottery. May be functional or non-functional. Could include figurines, cups, bowls, etc.

C260011. Original Single Media Not Listed. (SF200) Could include digital art, leathercrafting, printmaking, stained glass, pastels, scratchboard, sand painting, encaustic painting, chalk, etc.

C260012. Original Mixed Media. (SF200) Could include any combination of two or more other mediums or materials.

CONSUMER AND FAMILY SCIENCES

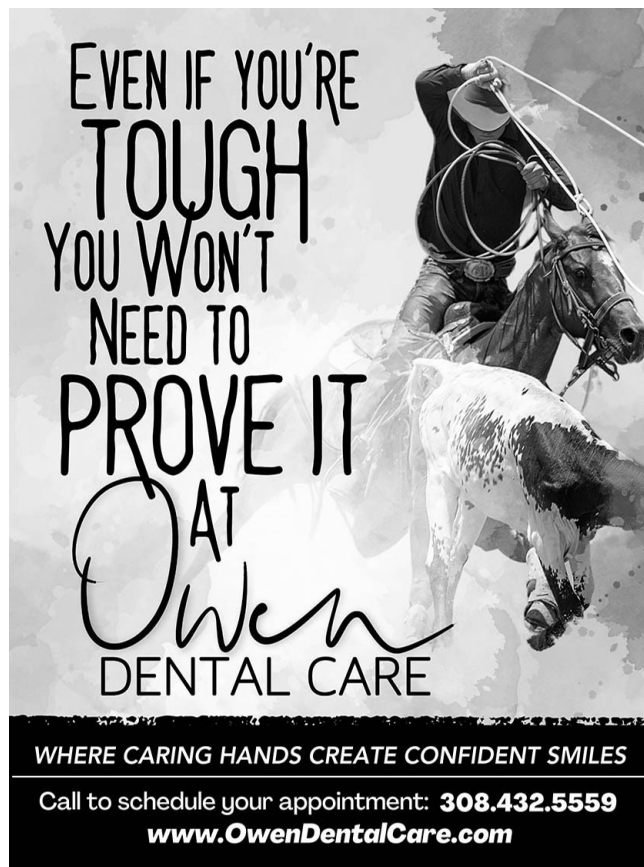
Human Development Department C

Superintendent: Lisa Briggs

Junior Superintendents: Garrett Tollman, Bailey Sellman,
Miranda Betson

GUIDELINES AND RULES:

- The term Human Development includes childcare, family life, personal development, and character development.
- To learn characteristics of suitable and unsuitable toys and characteristics of children at various stages of development, please refer to the new 4-H online resource: <https://unl.box.com/s/eoigrjsuq67yvtq1defl60mmjuhozvck> - What It Takes to Be Your Teen Babysitter. In addition, another resource that will assist youth in understanding young children is the Nebraska Early Learning Guidelines – <https://go.unl.edu/dpg9>.
- Information sheets for Classes 1–6 should include:** Final ribbon placing of the exhibit will include the completeness and accuracy of this information sheet. Where did I get the idea for this exhibit?
 - What decisions did I make to be sure exhibit is safe for a child to use?
 - What age is this toy, game, or activity appropriate for and why? (Infant, Birth – 18 mos.; Toddlers, 18 mos.- 3 yrs.; Preschoolers, 3-5 yrs. or Middle Childhood, 6-9 yrs.) Give 2 examples that help in understanding the appropriateness of this exhibit for the age of the child (see project manuals).
 - How is the toy, game or activity intended to be used by the child?
- Information sheet for Class 8 (Babysitting Kit) should include:**
 - What are children this age like? Give 2 examples to show how the kit would be appropriate for children this age.
 - What will the child learn or what skills will they gain by using the kit?
 - What item(s) was made by the 4-H Member. 4-H Member should make one or more items in the kit, but purchased items are also allowed. (It is highly suggested that an inventory list of items in the kit be



WHERE CARING HANDS CREATE CONFIDENT SMILES

Call to schedule your appointment: **308.432.5559**
www.OwenDentalCare.com

included).

- E. Exhibitors in the Human Development project area will be asked to focus on designing toys/games/activities that meet the different needs of children. Categories are based on the Early Learning Guidelines in Nebraska, which identify the important areas in which our children should grow and develop. Use the Nebraska Department of Education website and the resources around the Early Learning Guidelines to help understand the six areas and the skills children need to develop to create your exhibit, in conjunction with your project manual. <https://www.education.ne.gov/oec/earlylearning-guidelines/>
- F. All static exhibits must have received a purple ribbon at the County Fair to advance to the State Fair.

DIVISION 200:

Toy, game or activity made for a selected and identified age group. The intent is for the toy/game/activity to teach the child in the developmental area related to each class. For example, a game that is developed to help youth learn language and literacy skills would be an exhibit for class 2. Each area is a different class. Information sheet required or exhibit will be dropped a ribbon placing for classes 1-6.

4-H Members taking I HAVE WHAT IT TAKES TO BE A BABYSITTER may enter:

- C20000. Social Emotional Development.** (SF30)
C200002. Language and Literacy Development. (SF30)
C200003. Science. (SF30)
C200004. Health and Physical Development. (SF30)
C200005. Math. (SF30)
C200006. Creative Arts. (SF30)

C200007. Activity with a Younger Child. (SF115) Poster or scrapbook showing 4-H member working with a child age 0 to 8 years. May show making something with the child, or childcare, or child interactions. May include photos, captions, story, or essay. Size of exhibit is your choice. Other people may take photos so 4-H Member can be in the photos. 4-H Member must make scrapbook or poster. No information sheet needed for class 7.

C200008. Babysitting Kit. (SF85) Purpose of the kit is for the 4-H member to take this with them when they babysit in someone else's home. Do not make kit for combination of ages or for your own family to use. See The Sitter manual (4H266 revised 2002) for appropriate items to include. 4-H Member must make one or more items in the kit, but purchased items are also allowed. Display in box or bag suitable for what it contains. Approximate size not larger than 12" x 15" x 10". All items in kit must be safe for child to handle. Information sheet for Class C200008 should include: 1) State which ONE age group (infant, toddler, preschooler, middle childhood) the kit was prepared for. 2) What are children this age like? Give 2 examples to show how the kit would be appropriate for children this age. 3) What will the child learn or what skills will they gain by using the kit? 4) What item(s) were made by the 4-H Member. Most importantly the kit should serve a defined purpose, not just be a catch all for several items.

C200009. Family Involvement Entry. (SF115) Scrapbook, poster or story describing an activity the family did together. It might include making something such as a dollhouse or feed bunk. Items may be exhibited if desired. Other possibilities include a house or farm cleanup project, a family reunion, a celebration of a family milestone, a trip or vacation, moving, a community service project. Photographs are encouraged. Visuals should show family participation. Participation by all family members is important. Include a list of family members and what each person did to participate in the event.

C200010. Growing with Others. (SF115) Scrapbook or poster. Examples: How to decide if it's time you can be home alone, and related activities. How responsibilities and privileges are related. Friendships. Working with others. Understanding rules and boundaries. A family tree. A family rules chart. A family meal plan, with pictures of a special family meal. A home safety checklist. Being street smart (safety). A school scrapbook showing yourself and your school activities, memories, and special interests.

C200011. Growing in Communities. (SF115) Scrapbook or poster. Examples: A career study. A photo story about your own growth and development, not only physically but emotionally, socially, spiritually, mentally. A television evaluation (see project manual). How you have overcome obstacles. Friendships. A community profile. A community service project. Working with parents. Teaching experiences. Understanding discipline. Playground safety check.

CONSUMER AND FAMILY SCIENCES

Leather Department C

Superintendent: Lisa Briggs

Junior Superintendents: Garrett Tollman, Bailey Sellman,
 Miranda Betson

All leather projects are COUNTY ONLY.

DIVISION 252: LEATHER

C252001. Tooled.

C252002. Stamped.

C252003. Tooled and Stamped.

C252004. Other.

CONSUMER AND FAMILY SCIENCES

Quilt Quest Department C

Superintendents: Julie Schommer, Jessica Fisher,
 Tami Tollman

Junior Superintendents: Garrett Tollman, Bailey Sellman,
 Miranda Betson

EXHIBIT GUIDELINES:

- A. In Quilt Quest, 4-H members learn skills as they progress through the project. The least experienced 4-H member will select fabric, cut, and sew together only squares or rectangles in making the quilt top. They may have additional guidance in piecing the quilt block and layering together the quilt top, inner batting and the quilt bottom. Another person can do the quilting for them.
- B. In the Premier class, the 4-H member has developed skills to be able to do all of the work by himself/herself. This includes pattern and fabric selection, cutting and sewing individual pieces, layering the quilt top/batting/backing together, and quilting. Quilting may be done by hand, by sewing machine or by a commercial-grade quilting machine. After quilting, the 4-H members must finish the quilt by "squaring it up," put binding on the edge, and placing a label on the quilt, which provides details about the quilt making process for historical purposes.
- C. All entries will be judged on Clothing Day, Thursday July 24, at the High School.
- D. **All entry cards and support information must be attached using a safety pin. No straight pins.** When judging Quilt Quest exhibits, the judges consider SF209 "Standards for Judging Quilts and Quilted Items."
- E. For all classes, 4-H members can choose fabrics for the quilt by selecting fabric from fabric bolts. 4-H members may also use "fabric collections" offered by manufacturers in a particular designer or fabric line. Examples of fabric collections include:

•**Jelly Rolls** are made of (up to) 40 different strips of 2.5" wide fabric laying on top of one another and rolled up to look like a jellyroll. The fabric is created by one designer or fabric line and compliments each other. In many cases, less skilled 4-H members find it difficult to cut narrow strips with a rotary cutter and ruler, so this fabric selection may make it easier as they learn.

•**Honey Buns** are made like Jelly Rolls with 1.5" strips of fabrics.

•**Layer Cakes** are 10-inch squares of fabric from a manufactured designer or fabric line with different pieces of fabric "layered" on top of one another to look like a piece of cake.

•**Charm Packs** are made of 5-inch squares of coordinating fabric and may be tied up with a string or scrap of fabric.

•**Candies** are 2.5-inch squares of fabric from a

manufactured designer or fabric line.

•**Turnover** is a collection of coordinating fabrics that are cut into 6" triangles.

•**Fat Quarters** are 1/2-yard cuts of fabric which are cut in half to make a rectangle that is approximately 18" x 21". (One half yard of fabric yields 2 fat quarters). The "fat quarter" can be more economical to purchase for a smaller quilt because the purchaser does not have to buy the entire yardage width.

•**Fabric Kit** is a collection of fabrics cut in large pieces to accommodate the requirements of a particular quilt pattern. The 4-H member must cut out all of the smaller squares, rectangles, etc. to make the quilt top according to the pattern directions.

- F. After fabric selection, youth can use a variety of tools for cutting the fabric and completing the quilt. Cutting into pattern pieces may include hand roller die cutting machines that cut various shapes, which can be appliqué, to fabric. This is allowed in the construction of the quilt.
- G. A quilted exhibit is made up of at least three layers. Exhibits must be quilted or tied through all layers.
- H. Fleece blankets are not eligible in this division.
- I. **Quilts must have a permanent label on the back in the bottom right corner with quilter's name and date of completion.**
- J. All static exhibits must have received a purple ribbon at the County Fair to advance to the State Fair.

CLASSES 10-42

C229010. Exploring Quilts. (SF208C) Illustrate some aspect of quilts or quilt making. Examples include, but are not limited to language arts, quilts of different cultures, chemistry, design, preservation, and history, and construction, math conversion of quilt patterns, textiles/fabrics, computerization, and entrepreneurship. History may include history of an old quilt or history/research of a particular style of quilt such as Baltimore album quilts or Amish quilts. Exhibit may be a 14" x 22" poster, a 3-ring notebook that is 8.5" x 11", Or the use of a digital platform. All items in an exhibit must be attached together and labeled. NO quilted items should be entered in this class.

C229020. Quilt Designs other than Fabric. (SF208B) Supporting information is required for this exhibit. Information must also



"The tub that pays for itself plus"
 To find out how it can work for you call
Boone Huffman 308-430-1529

**Our Family
 Proudly Supports 4-H &
 Dawes County's Ag Youth!**

include elements or principles of design used and steps taken to complete the project. Tag templates can be found on the 4-H State Fair website, please note this is in the Home Environment information sheet: <https://4h.unl.edu/fairbook/general/scoresheets-forms>. Exhibits without supporting information will be lowered a ribbon placing. Two or three-dimensional item with quilt design made using medium other than fabric, such as wooden quilt block, stained glass, paper, etc.

Barn Quilts (SF208B) Supporting information is required for this exhibit. Information must also include elements or principles of design used and steps taken to complete the project. Tag templates can be found on the 4-H State Fair website, please note this is the Home Environment information sheet: <https://4h.unl.edu/fairbook/general/scoresheets-forms>. Exhibits without supporting information will be lowered a ribbon placing. A barn quilt is a large piece of wood that is painted to look like a quilt block.

C229021. Barn Quilt created that is less than 4 feet x 4 feet. (SF208B)

C229022. Barn Quilt created that is 4 feet x 4 feet or larger. (SF208B)

C229030. Computer Exploration. (SF208C) Exhibit may be a 14" x 22" poster or a 3-ring notebook that is 8.5" x 11" with a minimum of six computer generated quilt designs or color variations on a quilt design. Include information on type of program used, process used to generate designs, or how you used color to create different quilt designs.

C229040. Wearable Art. (SF208A) Quilted clothing or clothing accessory, which must have a recognizable amount of quilting and may include fabric manipulation. Quilting must be done by 4-H member. On a half sheet of 8.5" x 11" paper, tell how you selected the design and fabrics including whether or not you used a kit, jelly roll, charm squares, etc.

C229041. Inter-Generational Quilt. (SF208E) A quilt made by a 4-H member and family members or friends of different generations. On a half sheet of 8.5" x 11" paper, include an explanation answering the following questions: A) How was the quilt planned and who did what in the construction of the quilt? B) How did you select the design and fabrics including whether or not you used a kit, jellyroll, charm squares, etc.? C) What did you learn that you can use on your next project?

C229042. Service Project Quilt. (SF208D) A quilt constructed by a 4-H member or group to be donated to a worthy cause. On a half sheet of 8.5" x 11" paper, include an explanation answering the following questions: A) Why was the quilt constructed and who will receive the donated quilt? B) How did you select the design and fabrics used including whether or not you used a kit, jellyroll,

charm squares, etc.? C) What did you do and what did others do? D) What did you learn that you can use on your next project?

GUIDELINES FOR CLASSES 50–83 QUILTED EXHIBITS

SF208A Scoresheet for Quilts and Quilted Items

- In classes 50–83, counties may enter a total of three items distributed within the classes as the county chooses.
- Please note the description of classes, which denote the degree of difficulty in construction and not the number of years in the project.
- A quilted exhibit consists of three or more layers.
- All quilted exhibits must be quilted (machine or hand) or tied.
- All quilt piecing and finishing must be the sole work of the 4-H member. Quilting, whether machine or hand quilted, may be done by another individual except for the Premier Quilt class.
- No pre-quilted fabric may be used.
- Wall quilts must have a hanging sleeve on the back of the quilt or some method for hanging.
- All quilted exhibits must be clean and finished for intended purpose.
- On a half sheet of 8.5" x 11" paper, include an explanation answering the following questions: A) How did you select the design and fabrics Did you use a kit, jelly roll, charm squares, etc.? B) Explain what you did and what was done by others C) What did you learn that could be used on your next project?
- Sizes of Quilted Exhibits
 - Small: length + width = less than 60". This size includes miniature quilts, wall hangings, table runners, placemats (4), and pillows. All items must be quilted. Pillows must have a quilted top, not just pieced patchwork.
 - Medium: length + width = 61" to 120"
 - Large: length + width = over 120"

CLASSES

Quilted Exhibits. (SF208A) Pieced quilts made up of squares and/or rectangles.

C229050. Small: length + width = less than 60 inches. This size includes miniature quilts, wall hangings, table runners, placemats (4), and pillows. All items must be quilted. Pillows must have a quilted top, not just pieced patchwork.

C229051. Medium: length + width = 61 inches to 120 inches.

C229052. Large: length + width = over 120 inches.

Quilted Exhibits. (SF208A) In addition to any of the methods in classes 50-52, quilts may have triangles, and/or may be

embroidered.

C229060. Small: length + width = less than 60 inches. This size includes miniature quilts, wall hangings, table runners, placemats (4), and pillows. All items must be quilted. Pillows must have a quilted top, not just pieced patchwork.

C229061. Medium: length + width = 61 inches to 120 inches.

C229062. Large: length + width = over 120 inches.

Quilted Exhibits. (SF208A) In addition to any of the methods in classes 50–62, quilts may have curved piecing, applique, Celtic style, stained glass style, paper piecing, art quilt style (an art quilt is an original exploration of a concept or idea rather than the handing down of a "patter". Is experiments with textile manipulation, color, texture and/or a diversity of mixed media. An Art Quilt often pushes quilt world boundaries), or other non-traditional styles.

C229070. Small: length + width = less than 60 inches. This size includes miniature quilts, wall hangings, table runners, placemats (4), and pillows. All items must be quilted. Pillows must have a quilted top, not just pieced patchwork.

C229071. Medium: length + width = 61 inches to 120 inches.

C229072. Large: length + width = over 120 inches.

Premier Quilt. (SF208A) Entire quilt is the sole work of the 4-H member, including quilting (hand or machine). The youth may receive guidance but no one else may work on the quilt. Tied quilts are not eligible for this class.

C229080. Hand quilted.

C229081. Sewing machine quilted.

C229082. Long arm quilted—non-computerized/hand guided.

C229083. Long arm quilted—computerized.

ENVIRONMENTAL ED & EARTH SCIENCES

Conservation & Wildlife Department D

Superintendent: Clint Phillips

Junior Superintendents: Garrett Tollman, Bailey Sellman,

Miranda Betson

General Rules:

- NO FIREARMS, ITEMS WITH A BLADE** (broad heads, knives, saws, etc.) or related items of any other kind, may be exhibited. This applies to actual items, replicated items, and item parts. Photos are a suitable substitution for actual items.
- Show What You Did & Learned.** All 4-H Members must show evidence of their personal field experiences, study, or observations that relate to their exhibit. This helps judges understand what the 4-H member did and learned in the process that led to the exhibit.
- Proper Credit.** Show proper credit by listing the sources of plans or other supporting information used in exhibits. An example is provided in the State 4-H Fairbook.
- Exhibitor Info:** The 4-H member's name, county, and age must be on the back or bottom of all displays.
- Wildlife & Wildlife Laws.** "Animal" or "wildlife" in the following classes includes wild fish, amphibians, reptiles, birds, or mammals. Domestic animal (i.e. domestic livestock or house pets) and insect exhibits are not appropriate for this area. 4-H members must comply with current state and federal laws. It is illegal to possess threatened, endangered, or protected wildlife, or the feathers, nests, or eggs of non-game birds. These items cannot be part of an exhibit. Game birds and game animals taken legally during an open season may be used.
- Project Materials.** Related project booklets include Exploring Your Environment Series, 4-H Shooting Sports, Amphibians, Bird Behavior (EC 59three81), Fishing for Adventure Project Manuals, Wildlife Conservation (4-H 125), Geology and Outdoor Adventure. Other resources include Outdoor Skills: Learning Science in the Outdoors series (Science Signature Outcome Program) www.outdoornebraska.gov/afterschool/ and www.whep.org.
- Board & Poster Exhibits.** Mount all board exhibits on 1/4" plywood, masonite, or similar panel no larger



Proud supporters of 4-H and the Dawes County Fair



Security
First
Bank

A relationship you can count on.

Chadron
1328 W. Hwy 20

Crawford
403 2nd Street

security1stbank.com

Member
FDIC

than 24" high x 24" wide. Poster exhibits should be on regular poster sheets, no larger than standard size (22" x 28"), but half size (22" x 14"), is recommended.

- H. **Exhibit Size:** Exhibits other than poster/display board should not exceed 48" x 48" and be able to be moved by two people. Large exhibits (larger than listed above) must be suited and prepared for outdoor exhibition at the Nebraska State Fair. If large exhibits are not suited for outdoor exhibition, youth have the option to create a poster or another suitable substitute for the exhibit, instead of exhibiting the project itself.
- I. All static exhibits must have received a purple ribbon at the County Fair to advance to the State Fair.

DIVISION 340: WILDLIFE AND HOW THEY LIVE Wildlife and How They Live (Classes 1-4)

Classes 1-4 are board or poster exhibits. Display may show any aspect of wildlife, wildlife habitat, or related conservation. Examples: life history or other facts about one type of wildlife; how to manage wildlife on a farm or in town; managing habitat for one kind of wildlife; life requirements for one kind of wildlife during one season or through the year; wildlife study methods; wildlife behavior (example: when nesting, finding food, moving, etc.); habitats (examples: grasslands, wetlands, river or stream corridors) and what wildlife is found there; habitat needs for a specific kind of wildlife. No domestic livestock, pets, or insects allowed. For more ideas, refer to project booklets. Remember to look at General Rules for this area.

D340001. Mammal Display. (SF154)

D340002. Bird Display. (SF154)

D340003. Fish Display. (SF154)

D340004. Reptile or Amphibian Display. (SF154)

D340005. Wildlife Connections. (SF157) Board or poster exhibit. The purpose of this display is to show interconnections and related aspects among animals, plants, and other habitat components. All displays should show two or more interactions (connections) that occur between/among animals or between animals and their habitat. Displays might show how animals interact with other animals, with people, or with their habitat. Examples:

1. Food chain display. Use pictures, drawings, or other items to illustrate the source of food energy and where it goes - who eats whom or what. Use arrows to show the direction of the energy (food) flow.
2. Show the role of predators, scavengers, insect eaters, or others in nature.
3. Show how wildlife numbers (populations) change through the year or with their habitat.
4. Show predation, competition, or other behavioral interactions of wildlife.
5. Choose one kind of wildlife and make observations through a season or year, keep notes of interactions, then make a display of what you saw.
6. For more ideas, refer to project booklets.

D340006. Wildlife Tracks. (SF158) Board or diorama-type box exhibit. Make a display of animal tracks using plaster-of-paris casts. There are three options. For options, include a brief description of your experiences in making the tracks so the judges better understand what you did and learned. Positive casts (impressions as they would be in nature) are preferred.

1. Option 1 should show plaster tracks of five or more kinds of wildlife along with a picture or illustration of each kind of animal. OR
2. Option 2 should show two or more plaster tracks of one specific kind of wildlife and should include a picture or illustration of the animal, what the animal may eat, and what may eat the animal.
3. Option 3 should show two tracks and include the animal's habitat needs including preferred food, shelter, water and space in addition to picture or illustration of the animal.

D340007. Wildlife Knowledge Check. (SF154) Use electrical circuits, pictures, or other methods of teaching wildlife

identification or other wildlife conservation or shooting sports related knowledge. Plan size and shape to fit transportation and display; maximum size 24" x 24". Example: prepare a list of animals and questions about where each would most likely live. Rabbits' brushy areas along field borders; ducks-marshes, etc.

D340008. Wildlife Diorama. (SF160) Exhibit must be no larger than 24" x 24". The exhibit might show grassland, prairie, agricultural, woodland, riparian (stream or river corridor), wetland, and/or other area with wildlife habitat. Example: show an area interspersed with several habitats such as windbreaks, farm fields, woods, waste areas, ditches, and pastures for edge-adapted species such as White-tailed deer, Northern Bobwhite, Mourning Doves, Cottontail Rabbits, fox, squirrels, Northern Cardinals, or Bluejays. Label the habitats displayed and show at least five kinds of wildlife in their proper habitats. Remember to include supporting information about the wildlife and habitat that is on display.

D340009. Wildlife Essay. (SF161) Learn how to share educational information by writing. Choose a conservation or wildlife topic that interests you and write an essay about it. For example, write about a particular species of wildlife that you have observed or about the values of wildlife. You might write about wildlife on a farm, in town, in a backyard, at a backyard feeder, or at other places. You might write about ethics, proper behavior in the outdoors, hunting, or fishing. For other ideas, refer to project booklets. The essay should be between 100 and 1000 words long and should be typed, double spaced on standard size paper (8.5" x 11") format is preferred. You might use books, magazines, or personal interviews as resources, but you must give credit to all sources by listing them.

D340010. Wildlife Values Scrapbook. (SF162) Make a scrapbook about the value of wildlife. This could include aesthetic, scientific, commercial, game, genetic, and/or ecological topics.

D340011. Wildlife Arts. (SF163) The purpose of this class is to allow artistic exhibits that contain educational information about conservation and wildlife. Examples might include paintings, photographs, woodcarvings, painted duck decoys, or songs or poems written by the 4-H member. Entries must be appropriate for fair display and no larger than 24" x 24". For example, paintings or photographs should be displayed in notebook format or mounted on a sturdy display panel. All entries must include a title and brief explanation of the purpose or message (what is the exhibit meant to show).

DIVISION 341: OUTDOOR ADVENTURES Rules

1. Display posters must be made of material, e.g., foam board or poster board and measure no larger than 22" x 28". Poster material should be sturdy enough to hold display items.
2. Display exhibits other than posters to be no larger than 18" x 24".
3. Journal/Binder exhibits measure no larger than 16" x 16".

DIVISION 341: OUTDOOR ADVENTURES LEVEL 1 (County Only)

D341011. Poster. Create a poster or display no larger than 22" x 28". Topics may include one of the following but not limited to: trail map(s) you have hiked, hiking essentials, your hiking adventures, wildlife, or plants observed while hiking (birds, animal prints, butterflies, etc. plan a hike, explain "Leave No Trace" and how this was followed during hiking, collection of photos from your hikes).

D341012. Journal/Binder. Written report of actual, virtual or imagined trail(s) hiked with observations, or field journal (notes of actual experiences, sights, sounds, smells, etc.) or camping trip diary. Feathers/leaf/flower pressings must be securely attached if included. Photos or drawings of observations encouraged.

D341013. Hiking Safety. Must include explanation of use of item, why selected/purpose of item and how it meets hiking needs. May include, but are not limited to, one of the following: a compact hiking safety kit, homemade compass or homemade water purifier.

D341014. Hiking Adventure Game. Create a game of trails of outdoor adventures. Must be educational on one or more aspects of hiking, must include clear instructions as to the purpose and what can be learned by playing the game.

D341015. Other Hiking Items(s). Must include what inspired the creation of the item(s) and its purpose. May include but are not limited to one of the following: hiking backpack, nature art, nature poem or story, homemade hiking snack mix displayed in a re-sealable plastic bag (include why ingredients were selected and nutritional value).

DIVISION 341: OUTDOOR ADVENTURES LEVEL 2. (SF281) Rules

1. See General Rules for more information.

D341001. Poster. Poster material should be sturdy enough to hold display items. Topics may include, but not limited to one or more of the following: how to pitch a tent, knot tying, cooking over a campfire, how to start a campfire, wildlife and plants identified while camping, how to set up emergency shelter, dealing with weather, collection of photos from camping trips, "Leave No Trace" and how that was followed while camping, plan a camping trip, camping essentials, environmental issues/protecting natural resources, park or trail clean up, sanitation/hygiene while outdoors or use of GPS.

D341002. Journal/Binder. Written report of actual, virtual or imagined camping/hiking trips with observations or field journal (notes of actual experiences, sights, sounds, smells, etc.), or camping or hiking trip diary. Explain growth in project, leading the hikes, planning the camping trip, now being able to identify the wildlife and nature around you and how identified (sight/sound/shape/smell/color). Feathers/leaf/flower pressings must be securely attached, if included. Photos of drawing of observations encouraged. Exhibits measure no larger than 16" x 16".

D341003. Camping/Hiking Safety. Must include explanation of use of item and why selected/purpose, how it fits hiking/camping needs. May include, but are not limited to, one of the following: travel sized poisonous plants guide, camping first aid kit, weather/water safety or hand hygiene kit.

D341004. Digital Media. Use digital media to show video/slideshow/presentation of setting up a tent (include why site is chosen) or protecting natural resources or environmental issues or computer video camping/hiking game. Submit a USB drive or DVD inside a report cover or notebook. If using a slideshow, include printed slides inside a report cover or notebook.

D341005. Other Camping Items. Must include what inspired the creation of the item, and its purpose. May include but are not limited to one of the following: nature art, nature haiku poem, spider web sketches or knot display.

DIVISION 341: OUTDOOR ADVENTURES LEVEL 3. (SF281) Rules

1. See General Rules for more information.

D341006. Poster. Topics may include but not limited to one of the following: Topographic map, backpacking trip plan, camp layout, plan an expedition (can be dreamed or lived), collection of photos from your expedition, trails hiked, cost comparison of rental vs purchase or using GPS/compass.

D341007. Journal/Binder. Written report of actual, virtual or imagined expeditions/camping/hiking, or field journal (notes of

White River Gallery
Fine Art & Gifts
Custom Framing
Classes & Workshops

425 2nd St, Crawford 308-207-0802
white-river-art.com
Long time supporter of 4H!

actual experiences, sights, sounds, smells, etc.). Explain growth in project, challenges in leading a group, teaching others about wildlife and nature identification and “Leave No Trace.” Exhibits measure no larger than 16” x 16”.

D341008. Expedition Safety. Must include an explanation of use of items, why selected/purpose of item, how it meets hiking/camping/expedition needs. May include but are not limited to; travel sized edible plants, creepy crawly guide, tent repair kit, travel first aid kit or weather/water safety.

D341009. Digital Media. Use digital media to show video/slideshow/presentation of one of the following but not limited to: building a non-tent shelter (include why needed), packing your backpack/equipment and getting it onto you, teaching others about environmental issues or a computer video backpacking expedition game. Submit a USB drive or DVD inside a report cover or notebook. If using a slideshow, include printed slides inside report cover or notebook.

D341010. Other Expedition Items. Must include what inspired the creation of the item, and its purpose. May include but are not limited to one of the following: nature art, nature haiku poem, spider web sketches or knot display. Exhibits measure no larger than 18” x 24”.

DIVISION 342: WILDLIFE HABITAT Rules

1. Please refer to General Rules for more information.

D342001. Houses. (SF165) Make a house for wildlife. Examples: bird house (bluebird, purple martin, wood duck, kestrel, barn owl, etc.) or bat house; no insect houses. Make the house functional so that dimensions, hole size etc. are appropriate to fit the intended species’ needs. Include the following information: 1) The kinds of animal(s) for which the house is intended. 2) Where and how the house should be located for best use, 3) Any seasonal maintenance needed and 4) any evidence of your personal observations or experiences. Tips: check NebGuide on birdhouses and shelves.

D342002. Feeders/Waters. (SF165) Make a bird bath or feeder. Examples: seed, suet, or nectar feeders. Squirrel feeders acceptable; **no insect feeders.** Include the following information: 1) the kinds of animal(s) for which the water/feeder is intended, 2) where and how the water/feeder should be located for best use, 3) any seasonal maintenance needed, and 4) any evidence of your

personal observations or experiences. Tips: check NebGuide on feeding birds: <https://wildlife.unl.edu/pdfs/feeding-birds.pdf>

D342003. Wildlife Habitat Design Board or Poster Exhibit. (SF167) Board or poster exhibit. Choose a backyard, acreage, or farm, and design a habitat plan to meet the food, water, shelter, and space needs of at least three kinds of animals you would like to attract. Draw an outline of the area and show what plants or other habitat will be provided. Indicate how the various parts of your plan provide the desired habitat needs. You might include an aerial photo of the area if you have one. For ideas, check the Wildlife Habitat Evaluation Handbook, Participant’s Manual (NE 4H4300).

DIVISION 343: HARVESTING EQUIPMENT Rules

1. Please refer to General Rules for more information.

D343001. Fish Harvesting Equipment. (SF168) Board exhibit. Display of equipment used in fish harvesting. Examples: fishing knots, hooks (with corks over ends for safety), and lures. Label all items displayed. Include in your exhibit the following information: 1. The purpose of each item. 2. When or where each item is used. 3. Any personal experiences you’ve had with the item(s)

D343002. Build A Fishing Rod. (SF169) Rod building kits with instructions are available for this purpose. A fishing rod educational exhibit may not exceed 96” in length. Exhibit must be mounted on a board. Include with the exhibit: 1. Explanation of cost of materials/components, where materials/components were purchased, and number of hours required for construction. 2. Label all parts. Necessary components which must be included are grip, line guides (based on manufacturers specifications), guide wraps, and hook keeper. Reel seat needs to be aligned with guides, and guides aligned accurately down rod. Guide wraps of size A to D, nylon or silk thread. Exhibit will be judged on workmanship, labeling of parts, information, and neatness.

D343003. Casting Target. (SF170) Make a casting target for exhibit and use. Target must be under 48” x 48”. The bullseyes must be 2 feet, outer band must be 1 foot in diameter and can have up to 3-rings. The exhibit must be easy to store, durable, and weather resistant. Include the purpose and rules of using your casting target.

D343004. Wildlife Harvesting Equipment. (SF168) Board exhibit. Display of equipment used in harvesting wildlife. Examples: expended ammunition casings (no live ammunition permitted), steel traps, hide stretchers, fleshers, etc. For displays of shotguns, rifles, or bows, use drawings or pictures. Label all items displayed: 1. The purpose of each item. 2. When or where it is used. 3. Any personal experiences you’ve had with the item(s)

D343005. Inventing Wildlife/Fish Harvesting Equipment, Aid or Accessory. Use engineering principles to invent or adapt equipment that helps you harvest fish or wildlife. This could include wildlife calls, adapted fishing pole for shallow water, a blind, decoys, etc. Share your drawing (or adapted plans), how the equipment works, how you tested it, and the results of testing your prototype, and any adjustments you made.

DIVISION 346: TAXIDERMY Rules

1. Please refer to General Rules for more information.

D346001. Tanned Hides. (SF172) Exhibit of a wild animal hide properly processed by the member. No requirement as to mounting but must meet the size requirement listed under General Rules. Must include the animal’s name and the following: 1. Information about the 4-H member’s personal field experiences, study, OR observations that relate to the exhibit.

D346002. Taxidermy. (SF172) - Any legal fish, bird, or other wild animal properly processed by the member. No requirement as to size or mounting. Must include the following information: - the animal’s name - information about the 4-H member’s 4-H member’s personal field experiences, study, or observations that relate to the exhibit.

DIVISION 347: 4-H SHOOTING SPORTS ***State Fair Eligible***

4-H Shooting Sports requires 4-H members to be under the direct leadership of a certified 4-H Shooting Sports Leader in either shotgun, rifle (BB gun), archery, pistol, black powder/muzzleloader, and/or hunting skills. No firearms can be entered as an exhibit; however, information can be shared through pictures.

D347001. Shooting Aid or Accessory. (SF253) Any item, which helps the shooter/hunter, better perform their sport, examples: rifle sling, kneeling roll, arm guard, shotgun vest, target boxes, shooting stick, etc. Include your design, or plans you adapted, what the item is and used for.

D347002. Storage Case. (SF254) An item with the purpose to safely hold a firearm, bow, ammunition, and/or arrows, examples: soft sided shotgun case, quivers, firearm safe. Include your design or plans you adapted. Explain how the storage case is used.

D347003. Practice Game or Activity. (SF255) Invent or adapt an activity to practice or teach a project skill. Include pictures of youth playing the game, testimonials of 4-H members who played the game, what skill is being worked on and directions for the game. Explain how you came up with the game or adapted it to fit the needs of your group members.

D347004. Science, Engineering, Technology Advancements of Shooting Sports, Conservation, or Wildlife Essay or Display. (SF256) Choose a specific area of shooting sports and share how it has advanced, include a timeline and photos or illustrations. Keep your topic narrow and manageable. Essays are limited to 1,000 words and should be on 8.5” x 11” paper.

D347005. Healthy Lifestyles Plan. (SF257) Include a shooter’s (hiker’s, camper’s, anglers) diet and exercise plan, and how the 4-H member will benefit or improve from following the plan. Ideally, the 4-H member would follow the plan and include some journal entries about adaptations or improvements made while following the plan.

D347006. Citizenship/Leadership Project. (SF258) Share a display on a citizenship project or leadership project the 4-H member took on individually or with a group to improve some aspect related to 4-H Shooting Sports, Conservation, or Wildlife. Examples could be range development, conservation planting to attract wildlife, a camp, 4-H recruitment event. Include who benefitted from the project, what the 4-H member’s role was and any results.

D347007. Career Development/College Essay, Interview or Display. (SF252) Research opportunities for careers related to this area or opportunities for college majors or college activities to help discover using project skills beyond a person’s 4-H career. Essays are limited to 1,000 words and should be on 8.5” x 11” paper. Interviews need to include a picture of the interviewee in their work setting, questions asked and transcript of answers.

D347008. Community Vitality Display. (SF251) Explore the difference shooting sports, conservation, fishing, and hunting make in keeping Nebraska vibrant especially in rural areas. Present facts and research in an interesting way for the public to learn from.

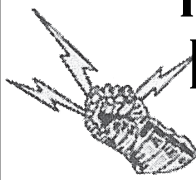
D34709. Ag Literacy-Value Added Agriculture Interview or Research Project. (SF250) Explore how traditional Ag producers are adding value to their production agriculture operations through conservation efforts, hunting, raising pheasants, shooting sports related tourism, etc. Present finding, in an interesting way for the public to learn from.

DIVISION 361: OTHER NATURAL RESOURCES Rules

1. Refer to General Rules for more information.


D361001. Design Your Own Exhibit in Natural Resources, Conservation, Geology, or Ecology. This class is for educational exhibits relating to natural resources, conservation, geology, or ecology ONLY! Entries must be appropriate for fair display and no larger than 24” x 24”. All entries must include a title and should be clear (a brief explanation or other method) about the intended purpose or message – what the exhibit is meant to show. Think about accuracy, creativity, and educational value for viewers, and evidence of 4-H member’s personal experiences and learning.

Serving the area for Over 55 Years!




SCOTT ROBERTS ELECTRIC




INCORPORATED
227 Morehead St. • Chadron
308-432-3116



**24-Hour
Service**

**Proud to support
Dawes County 4-H!**



ENVIRONMENTAL ED & EARTH SCIENCES

Entomology Department H

Superintendent: Clint Phillips

Junior Superintendents: Garrett Tollman, Bailey Sellman,
Miranda Betson

General Information: Insect Collections

- A. Specimens in display collections should be mounted properly and labeled with location and date of collection, name of collector, and order name. Follow mounting and labeling instructions in the Nebraska 4-H Entomology Manual. Boxes are preferred to be 12" high x 18" wide and landscape orientation, so they fit in display racks. Purchase of commercially made boxes is allowed. All specimens are to be pinned and labeled by the exhibitor. No purchased specimens allowed.
- B. No projects over 50 pounds allowed.
- C. All static exhibits must have received a purple ribbon at the County Fair to advance to the State Fair. Exhibitors may, and should, correct and update collections for competition at the State Fair.

DIVISION 800: ENTOMOLOGY

H800001. Entomology Display, First-Year Project. (SF186) Collection to consist of 25 or more different kinds (species) of insects representing at least 6 orders. Limit of one box.

H800002. Entomology Display, Second-Year Project. (SF186) Collection to consist of a minimum of 50 kinds (species) of insect representing at least eight orders. Replace damaged or poorly mounted specimens. About 25 species should be present from after July 1 of the previous year. Limit two boxes.

H800003. Entomology Display, Third-Year or More Project. (SF186) Collection to consist of a minimum of 75 kinds (species) of insects representing at least 10 orders. Replace damaged or poorly mounted specimens. About 25 species should be present from after July 1 of previous year. Limit of three boxes.

H800004. Special Interest Display. (SF187) Educational display developed according to personal interests and/or advanced identification capability. This also is an opportunity to highlight favorite insects in a creative arrangement. Insects should conform to pinning and mounting standards as in Classes 1-three and be protected in an insect box. Each specialty display should include names of the insects, interesting information about them, and why the display was made. Advanced identification collections should have insects grouped with labels that correspond with identification level (e.g., family, genus, and species). A specialty collection may consist of insects by taxonomic group (e.g., butterflies, grasshoppers, dragonflies, scarab beetles) or by host, subject or habitat (e.g., insect pests of corn, aquatic insects, insect mimicry, insect galls, insects from goldenrod, insect pollinators, etc.).

H800005. Insect Habitats. (SF188) Habitats consist of any hand-crafted objects, made of natural or artificial materials which are placed outdoors, which promote or conserve insects in the environment. Insects may include bee pollinators, butterflies, beneficial insects, etc. A one-page report describing activities must accompany the exhibit. Report should include placement, target insect, why materials were chosen, functional design, and indicators of success. See the following resources for reports:

- Nebraska Extension NebGuide: Creating a Solitary Bee Hotel (G2256)
- University of Minnesota: Wild Bees and Building Wild Bee Houses
- National Wildlife Federation: How to Provide Water in Monarch Gardens

H800006. Macrophotography. (SF189) Subjects should be insects, spiders or other arthropods, or any nests, webs or constructions they make. All exhibit prints should be 8" x 10" or 8.5" x 11" and mounted on rigid, black 11" x 14" poster or mat board. Either orientation is acceptable. No frames or mat board framing is allowed. A caption of a few sentences should explain the subject, and be printed on white paper, and be glued below the print on the poster board.

H800007. Insect Poster/Display Exhibits. (SF189) Exhibits can be posters or three-dimensional displays, and artistic creativity is encouraged. Posters should be no larger than 22" x 28". They should

be instructional and can be attractive and have pictures, drawings, charts, or graphs. Posters and displays may show any aspect of insect life, habitat, or related conservation or management. Examples include life history and other facts about an insect; insect anatomy; how to manage insects in a farm, home, lawn, or garden setting; experiences rearing one kind of insect; survey of an important insect; insect behaviors (ex. Nesting, finding food, mobility, defenses, etc.); habitats (e.g. forests, grasslands, wetlands, rivers, or lakes) and what insects are found there, etc. Three-dimensional displays, such as dioramas, sculptures, models or decorative boxes should have a page of explanatory information accompanying them and fit within a 22" x 28" area.

H800008. Reports or Journals. (SF189) Reports and journals should be in a 3-ring-binder. A report may be informational, that is, an original article about a favorite insect, a history of insect outbreaks, diseases caused by insects, insects as food, etc. Or it may be a research report about an investigation or experiment done in a scientific manner. It then should have a basic introduction of the insect, methods used, observations, and results of the project. Tables, graphs, and images are helpful to include. A journal is an observational study over a period with personal impressions. It may cover watching changes of kinds of butterflies over the summer, rearing a specific insect from egg to adult, managing a beehive, observations of insects in a specific habitat, accounts of insect behavior in a forest or flower garden, etc.

ENVIRONMENTAL ED & EARTH SCIENCES

Forestry Department D

Superintendent: Clint Phillips

Junior Superintendents: Garrett Tollman, Bailey Sellman,
Miranda Betson

General Information:

- A. The official reference for all forestry projects is the Tree Identification Manual (4-H 332) <https://marketplace.unl.edu/ne4h/4h332.html> which was recently revised and is available for purchase from UNL Marketplace. Other helpful forestry references include Trees of Nebraska (EC 92-1774-X), Leafing Out (4- H431) and Plant a Tree (EC 17-11-80). <https://marketplace.unl.edu/ne4h/leafing-out.html>
- B. Display "boards" must be made from wood or wood composite, e.g., plywood, fiberboard, or masonite, 1/4-inch to 1/2-inch thick and no larger than 24" x 24". Display

boards may be coated, e.g., painted or varnished, on both sides to prevent warping.

- C. Display "posters" must be made from a material, e.g., foam board or poster board, that will stand upright without buckling and be no larger than 24" x 24".
- D. Display "books" must measure no more than 16" x 16".
- E. At least 5 of the 10 samples in Class 2, 3, 4, and 5 must be from the list of 60 species described in 4-H 332. Samples must be from 10 different tree species. For example, Emerald Queen Maple and Crimson King Maple are both varieties of the same species (Norway Maple), and thus have the same genus and species name, i.e., *Acer platanoides*. All samples must be from trees, NO shrubs. If more than 10 samples are included in the display, only the first 10 samples from the current year will be judged.
- F. Due to emerald ash borer infestation, no true ash species (Green Ash, White Ash, Black Ash, or Blue Ash) may be included in any collections. Inclusion of a true ash species will result of the project being disqualified.
- G. Remember that other general labeling standards apply. For example, scientific names are always italicized or underlined. Also, the first letter of a Genus name is always capitalized. The first letter of a species name is always lower case. When required, always indicate complete scientific names (Genus and species) and common names, (e.g., Norway Maple) even when "variety names" are included. For example, the scientific name of Emerald Queen Maple is *Acer platanoides* and the common name is Norway maple. "Emerald Queen" may be included as the variety name, but variety names are not required.
- H. How well the 4-H member follows written directions is an important factor in judging.

DIVISION 320: FORESTRY

D320001. Design-Your-Own Exhibit. (SF31) Prepare an educational exhibit about some aspect of trees, forests, or forestry that is of special interest to you. Possible topics include paper recycling, wildfire, forest products, forest wildlife, or forest pests. The only requirement is that the display must be no larger than 24" x 24" x 24". Photographs, drawings, samples, charts, posters, etc. can be used, but include enough information to adequately explain the topic. Your display should be substantially different from other display classes. Be as creative as you like.



Skeeter's NAPA

Auto Parts



504 West 3rd St. • Chadron • 308-432-3005

Scott & Malena Richardson, Owners

Best of Luck to All 2025 4-H Participants!

We are "HUGE" Supporters of our
Agriculture Community!

We are PROUD to be the ONLY Locally Family
Owned & Operated Parts Store in Chadron!

OUR CUSTOMERS ARE #1



D320002. Leaf Display. (SF32) The leaf display must include samples of “complete leaves” from at least 10 different tree species. The display must include at least two samples of simple leaves, compound leaves, and conifer leaves. Leaves should be pressed, dried, and mounted. **Collection:** Whenever possible, collect leaves from mature trees. Collect leaves any time after they have reached full size, usually beginning in early summer. Leaf samples should be in good condition and representative of the average leaves on the tree. Keep in mind that shaded leaves are often much larger than normal. Carefully remove leaves from the twig with the entire petiole or rachis intact. After collection, fresh leaf samples can be temporarily stored within the pages of an old magazine, but they should be properly pressed and dried for display. Be sure to record pertinent information during collection. All collection must be done by the 4-H member. **Mounting:** Leaves may be displayed in a notebook or on a display board. Any method may be used to mount leaves, e.g., wire, glue, tape, staples, plastic bags, but be sure all their features can be clearly identified. **Labeling:** The label for each sample must include: 1. Common name. 2. Scientific name. 3. Leaf type. 4. Leaf arrangement (for broadleaf trees). 5. Leaf composition (for broadleaf trees). 6. Exhibitor’s name. 7. Collection date. 8. Collection location (be specific, state and county at a minimum). If a twig is included with a sample, indicate, “twig included” on the label. For example, the twig may be included with an eastern red cedar sample because the leaves are very small and difficult to remove from the twig. Supplemental information, e.g., general uses, common products, fall color, etc., may be included to enhance educational value.

D320003. Twig Display. (SF33) The twig display must include twig samples from at least 10 different tree species. The display must include at least two samples of opposite and alternate leaf arrangements from broadleaf trees. **Collection:** Twig samples should be collected during the dormant season (November – April) when the buds are mature. Twig samples must be at least 6-inches long and exhibit buds. Leaves must be removed, and side branches must be trimmed to less than 1-inch in length. **Mounting:** Twigs must be mounted on a display board. Any method, e.g., wire, glue, tape, staples, plastic bags, etc., may be used to mount twigs, but be sure all features can be clearly identified. The non-terminal end must be cut at a slant so the pith can be seen. **Labeling:** The label for each sample must include: 1. Common name. 2. Scientific name. 3. Leaf arrangement (for broadleaf trees). 4. Exhibitor’s name. 5. Collection date. 6.

Collection location (be specific, state and county at a minimum) Supplemental information, e.g., general uses, tree characteristics, etc., may be included to enhance educational value.

D320004. Seed Display. (SF34) The seed display must include seed samples from at least 10 different tree species. **Collection:** Tree seeds should be collected at the time of year when they mature, which varies widely depending upon tree species. For example, silver maple seeds mature in May while red oak acorns do not mature until September. Seed samples should be free of insect or disease symptoms. Remember to display seeds, not fruit. For example, the seed of Honeylocust is enclosed in a pod. Remove and display the seed, not just the pod. It is acceptable to display the fruit with the seed but clearly label each. All collection must be done by the 4-H member. **Mounting:** Seeds may be displayed in a variety of ways, e.g., mounted on a display board, displayed in jars in a rack, etc., but they must be securely mounted and easily viewed. Be as creative as you like. **Labeling:** The label for each sample must include: 1. Common name. 2. Scientific name. 3. Type of fruit, if known (e.g., samara, pod, nut, legume, etc. 4. Exhibitor’s name. 5. Collection date. 6. Collection location (be specific, state and county at a minimum) Supplemental information, e.g., maturity date, average number of seed in the fruit, etc., may be included to enhance educational value.

D320005. Wood Display. (SF36) The wood display must include wood samples from at least 10 different tree species. **Preparation:** Samples may be of any shape, e.g., sections from a board, wood cylinders turned on a lathe, horizontal or vertical cross sections of a small log with bark attached, etc., but all samples should be the same shape, e.g., all wood cylinders or all sections of a board. Each sample can be no larger than 4” x 4” x 4”. Cut surfaces should be sanded to show the grain. Treating samples with a clear finish (no stain) is optional. All collection must be done by the 4-H member. **Mounting:** Samples may be displayed in a variety of ways, e.g., mounted on a display board, displayed in a box or rack, etc., but they must be securely mounted and easily viewed. Be as creative as you like. **Labeling:** The label for each sample must include: 1. Common name. 2. Scientific name. 3. Wood type (softwood or hardwood). 4. Collector’s name. 5. Collection date. 6. Collection location (be specific, state and county at a minimum) Supplemental information, e.g., common products, wood density, etc., may be included to enhance educational value.

D320006. Cross Section Display. (SF38) a disc cut from a tree species listed in 4-H 332. The sample must be collected, by the 4-H member, within one year of the State Fair judging day. The disc must measure 6” to 12” in diameter and 1” to 3” thick. The bark should be firmly attached, which may be difficult if the tree was dead when the disc was cut. Sand at least one side of the disc so the grain can be easily seen. If the disc is treated with a clear finish, both sides must be treated to minimize warping. As the disc dries, some cracking or checking can be expected and is allowed. **Labeling:** The following parts must be clearly and accurately labeled on the cross section with pins, paper tags, or some other form of identification: A. Pith. B. Heartwood. C. Sapwood. D. One growth ring (beginning and end). E. Cambium. F. Bark. A separate label attached to the back of the disc must include: 1. Common name. 2. Scientific name. 3. Tree classification (softwood or hardwood). 4. Age (of the cross section). 5. Exhibitor’s name. 6. Collection date. 7. Collection location (be specific, state and county at a minimum) **D320007. Parts of a Tree.** (SF39) (This project is only for ages 8–11) Prepare a poster, no larger than 24” x 24” that clearly identifies the main external parts of any tree: a) Trunk b) Crown c) Roots d) Leaves e) Flowers f) Fruit g) Buds h) Bark. Identifying other internal parts, e.g. phloem, xylem, cambium, annual ring, pith, etc., is optional. Attach a separate label on the back of the poster that includes the 4-H member’s name and age.

Class 8–13: Supplemental information will be an important factor in judging but should not exceed three printed pages of text. Cite sources of information.

D320008. Living Tree. (SF40) Display a living tree seedling grown by the 4-H member from seed in the display container. The seed must be from a species listed in 4 H 332. The seedling must be 60 days to 1-Year-Old (on State Fair judging day). The display container must contain at least 8-inches of soil (potting mix or suitable natural soil), have drainage hole(s), and a drain pan to catch drainage water. **Labeling:** A waterproof label must be attached and include: 1. Common name. 2. Scientific name. 3. Seed treatments (if any). 4. Planting date. 5. Emergence date. 6. Exhibitor’s name. Supplemental information about the tree, e.g., where the seed was collected, growth measurements, uses for that species, etc., may be included in an attached notebook, poster, etc. to enhance educational value.

D320009. Forest Product Display. Prepare a visual display and/or collection tracing the origin of one non-lumber product that comes from trees and/or forests. The display must be no larger than 24” x 22” x 28”. Photographs drawings, samples, charges, posters, etc. can be used. Posters submitted may be no larger than 22” x 28” and may be either vertical or horizontal. The contestant must identify what species of tree the product is derived from and where the product is harvested, grown, or otherwise collected. The product listed must be partially or fully derived from trees, if partial the approximate percentage should be articulated in the display. The goal of this exhibit is for students to learn that many products come from trees and forests and to explore one of these products through in-dept study. Information about the tree or forest product: e.g., information about harvesting, processing, industry information, and environmental or other benefits may be included to enhance educational value.

D320010. Forest Health Display. Prepare a visual display outlining a specific forest health issue such as a tree disease, insect pest, animal- or human-caused damage, or an abiotic issue such as weather damage. The display must be no larger than 24” x 24” x 24”. Original photographs, drawings, samples, charts, posters, etc. can be used. Actual specimens are strongly encouraged but must be properly preserved, i.e., insects pinned or placed in vials of alcohol, leaves pressed and dried. Posters submitted may no larger than 24” x 24”. Explain through the display what species of trees the health issue affects, diagnostic features of the issue (symptoms in trees, identifying features of the pest, etc.), and management options. Include common and scientific names of trees and pests. Supplemental information about the tree or forest health issue: e.g., origin, proliferation in Nebraska/United States, and physiological effects on the tree may be included to enhance educational value. Attach a separate label on the back of the display that includes the 4-H member’s name and age.

WOHLERS FEED SALES

**Bruce & Marie Wohlers Family
Crawford, Nebraska**

QUALITY LIVESTOCK SUPPLEMENTS FOR ALL SPECIES OF LIVESTOCK

100% DISTILLERS CUBES, PROTEIN TUBS AND MINERALS



Furst-McNess Co.



**Proud to
Support 4-H!**



308-201-0815 • bruce.wohlers@mcness.com

D320011. Wildfire Prevention Poster. Prepare a poster, no larger than 24" x 24" that promotes wildfire prevention strategies. Strategies articulated in the poster can include personal and/or land management actions. Attach a separate label on the back of the poster that includes the 4-H member's name and age. Supplemental information about wildfire prevention should be attached to the poster: e.g., frequency of wildfires in Nebraska/United States, financial costs of wildfires, environmental factors that contribute to wildfires, etc. to enhance educational value.

D320012. Sustainable Landscape Diorama. Box must be no larger than 24" x 24". The exhibit must show a Nebraska landscape that includes elements such as windbreaks, fields, pastureland, CRP, public lands, community/municipal landscapes. The goal of this exhibit is for students to articulate conservation and sustainability best-practices that can be implemented on a landscape, while addressing landowner and other stakeholder interests. Label point/nonpoint sources of pollution, carbon sequestration, water-wise practices, wildfire prevention strategies, renewable energy sources, and other conservation practices as well as at least 10 species of plants included in the diorama. Attach to the exhibit a brief report including supplemental information describing the diorama, defining conservation practices, and outlining opportunities for landscape improvements to enhance educational value.

D320013. Tree Planting Project Display. Plant a tree in your community. Prepare a visual display where the student articulates proper tree planting techniques, why the individual tree species was chosen, as well as steps taken to continue care for the tree after initial planting. The display must be no larger than 24" x 24" x 24". Photographs, drawings, samples, charts, posters, etc. can be used. Posters submitted may be no larger than 24" x 24". The tree must have been planted 60 days to 1 year before State Fair judging day. Students must obtain permission from necessary authorities and property owners before planting any trees. **Labeling:** the following information about the tree must be included in the display: 1) common name, 2) scientific name, 3) planting location, 4) planting date, 5) tree source, 6) planter's name, 7) proper tree planting steps, 8) tree care (after planting. Supplemental information about the tree: e.g., why the species was chosen, growth measurements, uses for that species, etc., may be included in an attached notebook, poster, etc. to enhance educational value.

HEALTHY LIFESTYLES

Creative Chefs Silent Auction and Live Cake Auction

- Offering youth, a showcase for their creative talents and opportunity to develop culinary skills enhancing healthy lifestyle choices.
- Youth are allowed one entry in the Silent Auction.**
- Youth do NOT need to enroll in auction.** On Fair Registration form due July 1, write "yes" in auction column to indicate the silent auction item.

Live Cake Auction Monday, July 28

- Champions and Reserve Champions in the senior (ages 12-18) creatively decorated cake and junior (ages 8- 11) creatively decorated will be auctioned in the Live Cake Auction Monday, July 28 at 5:30 p.m. Youth have to be awarded champion or reserve champion to be sold in the Live Cake Auction.

DIVISION 1000: Creative Chefs Silent Auction.

- Youth must have entered a food exhibit for judging at the Dawes County Fair and been enrolled in a project for which eligible auction items are allowed to participate in silent auction.
- Eligible items for the silent auction include simple cakes, pies, or fancy decorated cakes. Cupcakes, cookies, and breads will NOT be eligible.
- Simple cakes and pies silent auction items will be entered and judged on Monday, July 28, from 9 a.m. to 1 p.m. Creatively decorated cakes will be entered and judged on Monday, July 28, from 2-4 p.m.
- The simple cakes and pies will be labeled with a special

sticker to ensure only a very small portion is removed by the judge for tasting.

- The silent auction will be Monday, July 28, from 5-7 p.m., at the 4-H Building.
- Only one entry per exhibitor is allowed.
- Blank thank you notes will be distributed to exhibitors when auction items are checked in. Proceeds from the auction will be made available upon receipt of a written thank you note to the buyer in an addressed and stamped, unsealed envelope. Thank you notes may be randomly checked for content.
- Youth are encouraged to include a short write up to include with their bid sheet.

Possible classes: (see Healthy Lifestyles- Nutrition, Foods, & Food Preservation for more details for class descriptions and details)

PIES

E476001. Pie. (County Only)

E412001. Double Crust Fruit Pie. (SF144)

FANCY DECORATED CAKES

E475001. Senior Creatively Decorated Cake.

E475002. Junior Creatively Decorated Cake.

SIMPLE CAKES

E411006. Shortened Cake. (SF137)

E412005. Foam Cake. (SF138)

HEALTHY LIFESTYLES

Creatively Decorated Cakes Department E

Superintendents: Ashley Ahrens, TBD

Junior Superintendents: Garrett Tollman, Bailey Sellman, Miranda Betson

- Creatively Decorated Cakes are not eligible for selection to the Nebraska State Fair.
- Youth wishing to exhibit a creatively decorated cake at the County Fair MUST ENROLL IN HL: OTHER FOODS & NUTRITION PROJECT 1: CAKE DECORATING by JUNE 15.

DIVISION 475: Creatively Decorated Cakes - (County Only - Not State Fair Eligible)

- Enter exhibits on Monday, July 28, from 2-4 p.m. at the 4-H Building. Interview judging will be held.
- Cake's board/base should be no larger than 16"
- Cake must be securely covered with clear plastic wrap for food safety. Otherwise, it cannot be exhibited.
- Any design, shape, frosting technique, and/or fondant are acceptable.
- Creativity and originality are encouraged.
- Cakes will be judged on appearance and creativity. They will not be tasted.
- Cake mixes are acceptable.
- Recipe card is required. If a cake mix is used, please designate what type of mix and other ingredients added to complete the cake. Frosting type and ingredients should also be included.
- There are two age divisions and guidelines for each. See classes below.
- Champion and Reserve Champion in the senior and junior division will be auctioned in the Live Cake Auction Monday, July 28 at 5:30 p.m.
- Items that did not receive champion or reserve champion will be eligible for the Silent Auction on Monday evening from 5-7 p.m.

E475001. Senior Creatively Decorated Cake. Exhibitors 12 to 18 years of age before January 1. Must bake and decorate cakes independently.

E475002. Junior Creatively Decorated Cake. Exhibitors 8 to 11 before January 1. Must bake and decorate cake independently.

HEALTHY LIFESTYLES

Nutrition, Foods & Food Preservation Department E

Superintendents: Ashley Ahrens, Nadene Huffman

Junior Superintendents: Garrett Tollman, Bailey Sellman, Miranda Betson

NUTRITION, FOODS & FOOD PRESERVATION DIVISIONS: General Information:

- GENERAL:** Members may exhibit only in the project in which enrolled.
- LABELS:** For ALL FOOD PRODUCTS - Each exhibit must include the recipe. Recipe may be handwritten, photocopied or typed. Place the food on the appropriately sized disposable plate and put exhibit in a self-sealing bag. Attach entry tag and recipe at the corner of the bag on the outside. FOR NON-FOOD ENTRIES-Please attach the entry tag to the upper right-hand corner of the entry. GENERAL LABELING INFORMATION-All additional information pieces (recipes, special items) must be labeled with 4-H member's name and county.
- CRITERIA FOR JUDGING:** Exhibits will be judged according to score sheets available at <https://go.unl.edu/ne4hfood-nutrition>. Make sure to follow all entry instructions required for your exhibit. Incomplete exhibits will be lowered a ribbon placing. Commercially prepared mixes are allowed in the Tasty Tidbits Creative Mixes (Class 2) exhibit ONLY. Prepared baking mixes, biscuit mixes, commercially prepared seasoning mixes for food preservation or other pre-made mixes entered in other categories will be lowered a ribbon placing.
- ENTER FOOD PROJECTS** in disposable materials, i.e., paper plate and plastic self-sealing bag. Not responsible for lost breadboards, China, or glassware.
- INGREDIENTS:** Any ingredient that the 4-H member cannot legally purchase, such as beer, whiskey, rum, etc. may not be used in any recipe or foods exhibit. Exhibits that include alcohol in the recipe will be disqualified. This includes menu and recipe file exhibits.
- Sourdough is categorized differently than standard yeast breads due to its unique leavening agent and fermentation process and may ONLY be entered in Cooking 201 Baking with Whole Grains, Cooking 401 Family Food Traditions, or Cooking 401 Ethnic Food Exhibit.



THE VALUE STORE
CHADRON, NE

*Supporting
Dawes County Fair
Since 1961*



WWW.WAHLSTROMCARS.COM

- G. **Food Safety:** Exhibits are on display for several days. Please think FOOD SAFETY! Items that require refrigeration will not be accepted, judged, or displayed as exhibits must be safe to eat when entered, whether they are tasted or not. Glazes, frostings, and other sugar-based toppings are considered safe due to their high sugar content. Egg glazes on yeast breads and pie crusts BEFORE baking are acceptable. Eggs incorporated into baked goods and crusts are considered safe. The following food ingredients are considered unsafe for fair exhibits and will be disqualified:

- Egg or cream fillings and cream cheese frostings.
- Any meat item including meat jerky, imitation meat bits (bacon bits, pepperoni, etc.).
- Melted cheese on top of food exhibit (cheese mixed into baked goods is considered safe and will be accepted)
- Uncooked fruit toppings (i.e., fresh fruit tart).

- I. Any bread item prepared or baked using a bread machine should be entered under the Cooking 201 Non-Traditional Baked Product. All exhibits made in the Cooking three01 or Cooking 401 projects must have been prepared without the assistance of a bread machine for mixing, raising or baking of the food item.

DIVISION 476, Pies (County Only – Not State Fair Eligible)

- A. Enter exhibits on Monday, July 28, from 9 a.m. to 1 p.m. at the 4-H Building. Interview judging will be held.
- B. Pie must be securely covered with clear plastic wrap for food safety. Otherwise, it cannot be exhibited.
- C. Crust must be rolled pastry dough made from scratch.
- D. One or two-crust pie is acceptable, crumb tops are allowed.
- E. Filling may be handmade or canned, but canned filling is not eligible for live cake/pie auction.
- F. Pies requiring refrigeration will not be accepted, judged, or displayed.
- G. Uncooked fruit is not allowed in any exhibit due to spoilage.
- H. Cream cheese fillings and/or frostings are not allowed.
- I. Recipe card is required.
- J. Items meeting criteria of being completely made from scratch, including filling, will be eligible for the Creative Chefs Silent Auction on Monday evening at 5:00 p.m.
- K. Please refer to General Food and Nutrition Rules for clarification of allowable fillings and toppings. E476001. Pie. (County Only)

DIVISION 401: COOKING 101 (Previously known as 6 Easy Bites)

*County Project Only - Not State Fair Eligible

- E401901. **Cookies.** Any Recipe, 4 on a plate.
 E401902. **Muffins.** Any Recipe, 4 on a plate.
 E401903. **No Bake Cookie.** Any Recipe, 4 on a plate.
 E401904. **Cereal Bar Cookie.** Any cereal-based recipe made in pan and cut into bars or squares for serving.
 E401905. **Granola Bar.** Any Recipe, 4 on a plate.
 E401906. **Brownies.** Any Recipe, 4 on a plate.
 E401907. **Other.** Any recipe, at least 1 cup in self-sealing plastic bag.

DIVISION 350: GENERALFOODS & NUTRITION

E350001. **Food Science Explorations.** (SF152) Show the connection between food and science as it relates to food preparation, food safety or food production. Exhibit may be a poster or foam core board (not to exceed 22" x 30"), computer-based presentation printed off with notes pages, if needed, and displayed in binder, an exhibit display, a written report in portfolio or notebook. Consider neatness and creativity. (Sourdough is an acceptable exploration in this class.)

E350002. **Foods and Nutrition Poster, Scrapbook or Photo Display.** (SF122) The project should involve a nutrition or food preparation technique or explore a career related to the food industry (caterer, restaurant owner, food scientist, registered dietitian, etc.) This might contain pictures, captions and/or reports to highlight the concept. Exhibit may be a poster or foam core board (not to exceed 22" x 30"), computer-based presentation printed off with notes pages, if needed, and displayed in binder, an exhibit display, and a written report in portfolio or notebook. Consider neatness and creativity.

E350003. **Physical Activity and Health Poster, Scrapbook or Photo Display.** (SF122) The project should involve a physical activity or explore a career-related to physical activity or health (personal trainer, sports coach, physical therapist, etc.) This might contain pictures, captions and/or reports to highlight the concept. Exhibit may be a poster or foam core board (not to exceed 22" x 30"), computer-based presentation printed off with notes pages, if needed, and displayed in binder no larger than 8.5" x 11", an exhibit display, and a written report in portfolio. Consider neatness and creativity.

E350004. **Cooking Basics Recipe File.** (SF251) A collection of 10 recipes from any source. Each recipe must accompany a complete menu is which the recipe is used. An additional 10 recipes may be added each year the 4-H member is in the project, with year clearly marked on recipes. Display in a recipe file or binder no larger than 8.5" x 11". Be sure to include the number of servings or yield of each recipe. This may be a continued recipe file project from the previously used 4-H curriculum before 2018. Exhibits that include recipes with alcohol (wine, beer, rum, etc.) will be disqualified.

DIVISION 410: COOKING 201 (Previously known as Fast Foods)

E410001. **Loaf Quick Bread.** (SF123) Any recipe, at least 3/4 of a standard loaf displayed on a paper plate. Quick bread is any bread that does not require kneading or rising time and does NOT include yeast. A standard quick bread loaf measures approximately 8.5" x 4.5" or 9" x 5" If mini-loaf pans are used for exhibit, two loaves must be presented for judging.

E410002. **Creative Mixes.** (SF142) Any recipe, at least 3/4 of baked product or four muffins or cookies on a paper plate or in a disposable pan. Baked item made from a mix (commercial or homemade mixes acceptable). Food product must have been modified to make a new or different baked item. Examples include poppy seed quick bread from a cake mix, cake mix cookies, pudding mix cookies, sweet rolls made from readymade bread dough, monkey bread from biscuit dough, streusel coffee cake from a cake mix, etc. Supplemental Information required for this class: Write what you learned about making this product using a mix instead of a homemade recipe or recipe "from scratch". Does it make it better or easier to use a convenience product or mix? Why or why not?

E410003. **Biscuits or Scones.** (SF136) Four biscuits or scones on a small paper plate. This may be any type of biscuit or scone: rolled or dropped. Any recipe may be used, but it must be a non-yeast

product baked from scratch.

E410004. **Healthy Baked Product.** (SF124) Any recipe, at least 3/4 of baked product or 4 muffins or cookies on a paper plate. May be baked in a disposable pan. Recipe must contain a fruit or vegetable as part of the ingredients (ex. Banana bars, cantaloupe quick bread, zucchini muffins, etc.)

E410005. **Coffee Cake.** (SF129) Any recipe or shape, non-yeast product – at least ¾ of baked product on a paper plate or in a disposable pan. In addition to the recipe, for this class, 4-H member must include menu for a complete meal where this recipe is served, following meal planning guidelines suggested in Cooking 201.

E410006. **Baking with Whole Grains.** (SF134) Any recipe, at least 3/4 of baked product or four muffins/cookies on a paper plate or in a disposable pan. The recipe must contain whole grains as part of the ingredients. (Ex. Whole wheat applesauce bread, sourdough, peanut butter oatmeal cookies, etc.)

E410007. **Non-Traditional Baked Product.** (SF133) Exhibit must include a food product prepared using a non-traditional method (i.e., bread machine, cake baked in an air fryer, baked item made in microwave, etc.). Entry must be at least 3/4 baked product, or four muffins or cookies on a paper plate or in a disposable pan. In addition to the recipe, entry must include supporting information that discusses alternative preparation method and how it compares with the traditional method.

DIVISION 411: COOKING 301 (Previously known as You're the Chef)

Any bread item prepared or baked using a bread machine should be entered under the Cooking 201, Non- Traditional Baked Product. All exhibits made in the Cooking 301 and Cooking 401 projects must have been prepared without the assistance of a bread machine for mixing, raising, or baking of the food item.

E411001. **White Bread.** (SF138) (Any yeast recipe) At least 3/4 of a standard loaf displayed on a paper plate.

E411002. **Whole Wheat or Mixed Grain Bread.** (SF138) (Any yeast recipe) At least 3/4 of a standard loaf displayed on a paper plate.

E411003. **Specialty Rolls.** (SF138) (Any yeast recipe) Four rolls on a paper plate. May be sweet rolls, English muffins, kolaches, bagels, or any other similar recipe that makes individual portions.

E411004. **Dinner Rolls.** (SF138) (Any yeast recipe) Four rolls on a paper plate. May be cloverleaf, crescent, knot, bun, bread sticks, or any other type of dinner roll.

E411005. **Specialty Bread.** (SF141) (Any yeast recipe) Includes tea rings, or any other full-sized specialty bread products. Must exhibit at least 3/4 of a full-sized baked product.

E411006. **Shortened Cake.** (SF137) Must exhibit at least 3/4 of the cake (recipe must not be from a cake mix). Shortened cakes use fat for flavor and texture and recipes usually begin by beating fat with sugar by creaming and include leavening agents in the recipe. Cake may be frosted with a non-perishable frosting (no cream cheese or egg white based frostings allowed).

DIVISION 412: COOKING 401 (Previously known as Foodworks)

Any bread item prepared or baked using a bread machine should be entered under the Cooking 201, Non- Traditional Baked Product. All exhibits made in the Cooking 301 and Cooking 401 projects must have been prepared without the assistance of a bread machine for mixing, raising, or baking of the food item.

E412001. **Double Crust Fruit Pie.** (SF144) Made with homemade fruit filling. No egg pastries or cream fillings. No canned fillings or premade pie crusts. May be a double crust, crumb, cut-out, or lattice topping. Using an 8-inch or 9-inch disposable pie pan is recommended.

E412002. **Family Food Traditions.** (SF145) Any recipe, at least 3/4 of baked product or Four muffins or cookies on a paper plate. May be baked in a disposable pan. Any baked item associated with family tradition and heritage. Entry must include (A) recipe, (B) tradition or heritage associated with preparing, serving the food, (C) where or who the traditional recipe came from. (Sourdough is acceptable in this class.)

E412003. **Ethnic Food Exhibit.** (SF146) Any recipe, at least 3/4 of baked product or four muffins or cookies on a paper plate. May be baked in a disposable pan. The name of the country, culture or

Sturdevant's

AUTO VALUE

**220 Chadron Avenue,
Chadron**

432-3383 • 800-238-7135

**We are happy to offer a
10% discount to
4H & FFA
Members**

Good Luck at the Fair!

Brimley

region should be included as part of the supporting information with the recipe, as well as some background information about the country or culture the food item is representing. (Sourdough is acceptable in this class.)

E412004. Candy. (SF147) Any recipe, four pieces of candy on a paper plate or 1/2 cup. No items containing cream cheese will be accepted (Ex. Cream cheese mints). Candy may be cooked or not cooked; dipped, molded, made in the microwave or other methods of candy preparation. Recipe must be included.

E412005. Foam Cake. (SF138) Original recipe (no mixes) of at least 3/4 of the cake. Foam cakes are cakes that have a high ratio of eggs to flour and fall into three categories: angel food cakes or meringues; sponge or jelly roll cakes; and chiffon cakes. Cake may be frosted with a non-perishable frosting (no cream cheese or egg white based frostings allowed).

E412006. Specialty Pastry. (SF143) Any recipe, at least 3/4 of baked product or four muffins or cookies on a paper plate or in a disposable pan. Baked items such as pie tarts, puff pastry, phyllo doughs, biscotti, choux, croissants, Danish, strudels. Phyllo dough may be pre-made or from scratch. Pastries made with cream or egg-based fillings will be disqualified.

DIVISION 407: FOOD PRESERVATION

General Information:

- A. **ENTRIES PER INDIVIDUAL** One entry per 4-H member per class. Limit of three entries per 4-H member in Food Preservation.
- B. **PROCESSING METHODS** Current USDA processing methods and altitude adjustments must be followed for all food preservation. Jam, preserves, and marmalades, fruit and pickled products must be processed in a boiling water bath. (Tomatoes may be processed in a pressure canner.) All non-acid vegetables and meats must be processed in a pressure canner. Improperly canned or potentially hazardous food items will be disqualified. Spoiled or unsealed container disqualifies entry.
- C. **JARS AND LIDS** Jars and type of lid should be the same size, all small or large, not necessarily the same brand. Half pint jars may be used for jellies and preserves. The jars are not to be decorated by the exhibitor in any way. Canning jars must be used - others will be disqualified. No one-fourth pint jars allowed. Leave jar rings on for fair display, it helps protect the seal. Two-piece lids consisting of a flat metal disk and a ring should be used. No zinc lids or one-piece lids.
- D. **Current Project:** Exhibits must have been preserved since the member's previous year's County Fair and not been exhibited at the previous State Fair.
- E. **CURRENT PROJECT** All canning must be the result of this year's 4-H project, since September 1, of the previous calendar year.
- F. **CRITERIA FOR JUDGING** Exhibits will be judged according to score sheets available at <http://4hfairbook.unl.edu/fairbookview.php/rules> Incomplete exhibits and canned food items not processed according to altitude in the county will be lowered a ribbon class.
- G. **LABELING:** Jars should be labeled with the name of the food item, name of the 4-H member, county, and date of processing on the bottom of each jar, print labels from <https://go.unl.edu/canninglabel> Exhibits containing multiple jars such as a "three jar exhibit" should be placed in a container to keep jars together. Each bag containing dried foods should also be labeled with the name of the food item, the name of the 4-H member, county and drying date. Multiple dried food exhibits should be secured by a rubber band or "twisty" to keep exhibit containing the three self-sealing bags together.
- H. **RECIPE/SUPPORTING INFORMATION:** Recipe must be included, and may be handwritten, photocopied or typed. Commercially prepared seasoning mixes are not allowed. Current USDA guidelines for food preservation methods MUST be followed. Suggested sources of recipes include:

- 4-H Food Preservation Manuals (Freezing, Drying, Boiling Water Bath Canning, Pressure Canning)

•USDA Guide to Home Canning https://nchfp.uga.edu/publications/publications_usda.html

•Nebraska Extension's Food Website <https://food.unl.edu/food-preservation> or Extension publications from other states

•**Ball Blue Book** (published after 2009)

•All exhibits must include the 4-H Food Preservation Card attached to the project as the required supporting information <https://go.unl.edu/fillablepreservationcard> or include following information with exhibit:

1. Name of product
2. Date preserved
3. Method of preservation (pressure canner or water bath canner or dried)
4. Type of pack (raw pack or hot pack)
5. Altitude (and altitude adjustment, if needed)
6. Processing time
7. Number of pounds pressure (if pressure canner used)
8. Drying method and drying time (for dried food exhibits).
9. Recipe and source of recipe (if a publication, include name and date).

DIVISION 407: FOOD PRESERVATION

UNIT 1: Freezing

E407001. Baked Item Made with Frozen Product. Any recipe, at least 3/4 of baked product or 4 muffins or cookies on a paper plate or in a disposable pan. Recipe MUST include a food item preserved by the freezing method done by the 4-H Member. Ex. Peach pie, blueberry muffins, zucchini bread, etc.). Supporting information must include both the recipe for the produce that was frozen as part of this project AND the baked food item.

UNIT 2: Drying

E407002. Dried Fruits. (SF154) Exhibit three different examples of three different dried fruits. Place each dried fruit food (6-10 pieces of fruit, minimum ¼ cup) in separate self-sealing bags. Use a rubber band or "twisty" to keep exhibit together.

E407003. Fruit Leather. (SF154) Exhibit three different examples of three different fruit leathers. Place a 3/4" sample of each fruit together in separate self-sealing bags. Use a rubber band or "twisty" to keep exhibit together.

E407004. Vegetable Leather. (SF154) Exhibit three different examples of three different vegetable or vegetable/fruit leather combo. Place a 3/4" sample of each leather together in separate self-sealing bags. Use a rubber band or "twisty" to keep exhibit together.

E407005. Dried Vegetables. (SF149) Exhibit three different samples of three different dried vegetables. Place each food (1/4 cup of each vegetable) in a separate self-sealing bag. Use a rubber band or "twisty" to keep exhibit together.

E407006. Dried Herbs. (SF149) Exhibit three different samples of dried herbs. Place each food (1/4 cup of each herb) in a separate self-sealing bag. Use a "twisty" to keep exhibit together.

E407007. Baked Item Made with Dried Produce/Herbs. (SF156) Any recipe, at least 3/4 of baked product or 4 muffins or cookies on a paper plate. May be baked in a disposable pan. Recipe MUST include a dried produce/herb item made by the 4-H Member. (Ex. Granola bar made with dried fruits, dried cranberry cookies, Italian herb bread, lemon thyme cookies.) Supporting information

must include both the recipe for the dried produce/herb AND the baked food item.

UNIT 3: Boiling Water Canning

E407008. 1 Jar Fruit Exhibit. (SF150) Exhibit one jar of a canned fruit. Entry must be processed in a boiling water bath according to current USDA recommendations.

E407009. 3 Jar Fruit Exhibit. (SF150) Exhibit three jars of different canned fruits. May be three different techniques for the same type of product, (ex. applesauce, canned apples, apple pie filling, etc.) Entry must be processed in a boiling water bath according to current USDA recommendations.

E407010. 1 Jar Tomato Exhibit. (SF150) Exhibit one jar of a canned tomato product. Entry must be processed in a boiling water bath according to current USDA recommendations.

E407011. 3 Jar Tomato Exhibit. (SF150) Exhibit three jars of different canned tomato products (salsa, sauces without meats, juice, stewed, etc.). Entry must be processed in a boiling water bath according to current USDA recommendations.

E407012. 1 Jar Pickled Exhibit. (SF150) One jar of a pickled and/or fermented product. Entry must be processed in a boiling water bath according to current USDA recommendations.

E407013. 3 Jar Pickled Exhibit. (SF150) Exhibit three jars of different kinds of canned pickled and/or fermented products. Entry must be processed in a boiling water bath according to current USDA recommendations.

E407014. 1 Jar Jellyed Exhibit. (SF150) Exhibit one jar of jam, jelly or marmalade. Entry must be processed in a boiling water bath according to current USDA recommendations.

E407015. 3 Jar Jellyed Exhibit. (SF150) Exhibit three different kinds of jelled products. Entry may be made up of either pints or half pints. Entry must be process in a boiling water bath according to current USDA recommendations.

UNIT 4: Pressure Canning

E407016. 1 Jar Vegetable Or Meat Exhibit. (SF150) Exhibit one jar of a canned vegetable or meat. Include only vegetables or meats canned in a pressure canner according to current USDA recommendations.

E407017. 3 Jar Vegetable Exhibit. (SF150) Exhibit three jars of different kinds of canned vegetables. Include only vegetables canned in a pressure canner according to current USDA recommendations.

E407018. 3 Jar Meat Exhibit. (SF150) Exhibit three jars of different kinds of canned meats. Include only meats canned in a pressure canner according to current USDA recommendations.

E407019. Quick Dinner. (SF151) Exhibit a minimum of three jars to a maximum of five jars (all the same size) plus menu. Meal should include three canned foods that can be prepared within an hour. List complete menu on a 3" x 5" file card and attach to one of the jars. Entry must be processed according to current USDA recommendations.

E407020. Jar Tomato Exhibit. (SF150) Exhibit one jar of a canned tomato product. Entry must be processed in a pressure canner according to current USDA recommendations.

E407021. 3 Jar Tomato Exhibit. (SF150) Exhibit three jars of different canned tomato products (salsa, sauces without meats, juice, stewed, etc.). Entry must be processed in a pressure canner according to current USDA recommendations.



TREE DOC

Put Your Mind At Rest Call the Best

Kenny Groves
128 King St. • Chadron

Trimming • Removal • 90-foot Crane Service • Firewood

cagey2525@yahoo.com

Shop
308-432-2336

Cell
308-430-0198





THE CUT HUT ON MAIN

215 Main Street, Chadron • 308-432-3993

MALENA RICHARDSON • ALICIA MORRISON • JUDY GOFF

Haircuts – Manicures – Pedicures – Waxes
Color – Highlights – Perms – Shellac Nails

HEALTHY LIFESTYLES EDUCATION

Safety Department E

Superintendents: Ashley Ahrens, TBD

Junior Superintendents: Garrett Tollman, Bailey Sellman,
Miranda Betson

All static exhibits must have received a purple ribbon at the County Fair to advance to the State Fair.

DIVISION 440: SAFETY

E440001. General Purpose First Aid Kit. (SF110) A first aid kit is a good way to organize supplies in an emergency. The kit should be assembled in a container appropriate for the use in a home. A description of where the kit will be stored and examples of specific emergencies the kit is designed for should be included in the exhibit. The kit should include a written inventory and purpose statement for included items. Consider items needed to cover the following areas of first aid: airway and breathing, bleeding control, burn treatment, infectious disease protection, fracture care and miscellaneous supplies. Use Citizen Safety manual, 4-H 425, pages 6 & 7. Kits containing any of the following will be automatically disqualified:

1. Prescription medications. (If the kit's purpose is to provide medication for someone with special needs, explain in the written description and inventory, but remove the medication.)
2. Materials with expiration dates on or before the judging date. (This includes sterile items, nonprescription medications, ointments, salves, etc. Articles dated month and year only are considered expired on the last day of that month.)
3. Any controlled substance.

E440002. Specific Purpose First Aid Kit. (SF) A first aid kit is a good way to organize supplies in an emergency in a variety of situations and locations. The kit should be assembled in a container appropriate for the kit's intended purpose. Examples could include a kit for a vehicle, recreational vehicle, boat, livestock building, camping etc. A description of where the kit will be stored and examples of specific emergencies expected for that location should be included in the exhibit. The kit should include a written inventory and purpose statement for included items. Items included should be relevant to the kit's intended purpose. Consider items needed to cover the following areas of first aid: airway and breathing, bleeding control, burn treatment, infectious disease protection

E440003. Disaster Kit (Emergency Preparedness). (SF111) Disaster kits must contain the materials to prepare a person or family for emergency conditions caused by a natural or man-made incident. Selection of materials is left to the exhibitor. Family or group kits must have enough material or items for each person. A description of the kit's purpose, the number of people supported, and a list of contents is required. 4-H members are encouraged to test their kit by challenging their family to try to survive using only the included materials for the designated time. If tested, share that experience in kit documentation. Please include an explanation of drinking water needs for your disaster kit. Do not bring actual water to the fair in the kit.

E440004. Safety Scrapbook. (SF292) The scrapbook must contain 15 news articles from print and/or Internet sources about various incident types. Mount each clipping on a separate page accompanied by a description of events leading to the incident and any measures that might have prevented it. The Scrapbook should be bound in a standard size hardcover binder or notebook for 8.5" x 11" size paper. Correct sentence structure, readability and thorough explanations are an important part of judging.

E440005. Safety Experience. (SF190) The exhibit should share a learning experience the youth had related to safety. Examples could be participating in a first aid or first responder training, a farm safety day camp, babysitting workshop or similar event; scientific experiment related to safety; or the 4-H member's response to an emergency situation. The exhibit should include a detailed description of the experience, the youth's role, some evidence of the 4-H member's leadership in the situation and a summary of the learning that took place. Exhibits may be presented in a poster with supplemental documentation, a notebook including up to ten pages of narrative and pictures, or a multimedia presentation lasting up to five minutes.

E440006. Careers in Safety. (SF191) The exhibit should identify a specific career area in the safety field and include education and certification requirements for available positions, salary information, demand for the field and a summary of the 4-H member's interest in the field. Examples of careers include firefighters, paramedics, emergency management personnel, some military assignments, law enforcement officers, emergency room medical personnel, fire investigator and more. It is recommended 4-H member's interview a professional in the field in their research. Additional research sources might include books, articles, career web sites, job-related government web sites or interviews with career placement or guidance counselors. Exhibits may be presented in a poster with supplemental documentation, a notebook including up to ten pages of narrative and pictures, or a multimedia presentation lasting up to five minutes.

DIVISION 450: FIRE SAFETY

E450001. Fire Safety Poster. (SF269) This is a home floor plan drawn to scale showing primary and secondary escape routes and where fire extinguishers and smoke detectors are located. Draw every room, including all doors and windows. Use black or blue arrows showing primary escape routes from each room. Use red arrows showing secondary routes to use if the primary routes are blocked. Primary and secondary escape routes must lead outside to an assembly location. Documentation should include evidence the escape plan has been practiced at least four times. Posters must be constructed of poster board at least 11" x 14" but not larger than 22" x 28".

E450002. Fire Safety Scrapbook. (SF270) The scrapbook must contain 10 news articles from print and/or Internet sources about fires to residential or commercial properties or landscapes. Mount each clipping on a separate page accompanied by a description of events leading to the incident and any measures that might have prevented it. The scrapbook should be bound in a standard size hardcover binder or notebook for 8.5" x 11" size paper. Correct sentence structure, readability and thorough explanations are an important part of judging.

E450003. Fire Prevention Poster. (SF268) Posters should promote a fire prevention message and be appropriate to display during National Fire Prevention Week or to promote fire safety at specific times of the year (Halloween, 4th of July, etc.). Originality, clarity and artistic impression will all be judged. Do not include

live fireworks, matches or other flammable/explosive/hazardous materials. Any entry containing this material will be disqualified. Posters must be constructed of commercial poster board at least 11" x 14" but not larger than 22" x 28".

LEADERSHIP & CITIZENSHIP

Citizenship Department A

Superintendent: Lisa Briggs

Junior Superintendents: Garrett Tollman, Bailey Sellman,
Miranda Betson

GENERAL INFORMATION:

- A. Purpose:** The purpose of these citizenship exhibits is to foster civic responsibility and action within the diverse areas of citizenship including community service, service learning, government, and policy making.
- B. Displays:** Displays should not be larger than 22" x 28" wide. If the size needs to be a different size because the item is larger than 22" x 28" please contact the superintendents for approval. Display collections securely in an attractive container no larger than 22" x 28".
- C. Supporting Material:** All entries must include the following: What did you learn about citizenship while creating this exhibit? **References:** All 4-H members should reference material sources or supporting information if outside sources were used to create exhibits (i.e., if questions from a game were taken from an outside source, they must be referenced). **Identification:** All entries should be labeled with the 4-H member's name, club, and county.
- D. Entries:** All static exhibits must have received a purple ribbon at the County Fair to advance to the State Fair.

DIVISION 120: CITIZENSHIP

A120001. Care Package Display. (SF183) This exhibit is a display about the PROCESS of creating and giving a care package, not the actual care package. You may use a poster, Power Point, or another multi-media program to describe the PROCESS of developing and giving a care package to a service organization. PowerPoint should be saved to a USB/thumb drive. Include answers to the following questions in your exhibit. How did you select the organization? What items did you include in your care package? Why did you select those items? How did it feel to present your care pack to the organization? What did you learn from this experience? Other information that you feel is important about the care package or organization. Some examples of care packages include Backpack for school supplies, litter pan for animal shelter items, suitcase for abuse shelter or homeless shelter, etc.

A120002. Citizenship Game. (SF183) Could include but is not limited to, symbol flash cards, question and answer board, or simulation with props. Clear instructions on how to play the game and what the game hopes to accomplish must be included.

A120003. Patriotic or Cultural Fine Arts. (SF183) Can be made of any art media but should tie in the relevance of the artwork to citizenship.

A120004. Public Adventure Scrapbook. (SF183) Should describe a 4-H member's Public Adventure or Service-Learning Activity. Scrapbooks must measure no more than 16" x 16".

A120005. Public Adventure Poster. (SF183) Should describe a 4-H member's Public Adventure or Service-Learning Activity. Display posters must be stiff enough to stand when supported from behind and below. Length and width must be no more than 24" x 28".

A120006. Written or Recorded Stakeholder Interview. (SF183) Should follow the outline found in the Public Adventures curriculum. It may be written or recorded. Recordings should be saved as a .wav or .mp3 file; a USB/thumb drive will be accepted.

A120007. Written Citizenship Essay. (SF183) Is designed to promote good citizenship and patriotism. This essay is open to all age groups. All essays should be 300 - 400 typewritten words.

A120008. For 9th-12th Graders Only: Oral Citizenship Essay. (SF183) Addressing the theme "Freedom's Obligations" should be 3-5 minutes. No background music, singing, or other enhancement allowed. All essays should be saved as a wav or mp3 file; a USB/thumb drive will be accepted. Voice tone should be normal and conversational. A copy of the written essay should be attached.



WILD EXCAVATION

830 W Niobrara Ave, Chadron, NE 69337

All of your dirt work needs

- Waterlines
- Sewers
- Livestock Water Systems
- Trenching
- Basements
- Excavating
- Landscaping
- And hauling of all kinds

Call Us to do your dirty work!

Will Wild
308-430-1651

Cooper Wild
308-430-3065

A120009. Service Items. (SF183) Can include but aren't limited to lap Quilt of Valor and homemade toys. Only non-perishable items will be accepted. Attached to the exhibit should be an explanation of who the recipient was and how the service project was made and used. The service item could be part of a larger community service effort.

A130010. 4-H Club Exhibit. (SF183) Should depict what a 4-H club has done in the area of community service. This item could include, but is not limited to, a service item, poster, scrapbook, and cultural or creative arts item, care package, or Quilt of Valor.

DIVISION 130: i2i

A130001. Cultural Fine Arts. (SF183) Can be made of any art media but should symbolize what makes them unique.

A130002. How are we different? Interview. (SF183) Should follow the interview guide in the participant manual on page 3 and should reflect on the differences and similarities between you and the person you are interviewing.

A130003. Name Art. (SF183) Should be a creative art exhibit that symbolizes or explains where your name came from and what it means. Can use any media.

A130004. Family History. (SF183) Depicting a 4-H member's family cultural history or the ethnic make-up of your community noting who were the first settlers, where did they come from, is there evidence of the background today (local celebrations, family celebrations, museum or educational displays, historical markers, etc.)

A130005. Exhibit depicting a Cultural Food. (SF183) Is special to the 4-H member's family. Can be a story or essay.

A130006. "This is Who I Am" Poem. (SF183)- written by the 4-H member that reflect who they are.

A130007. Poster. (SF183) Depicts what the 4-H member has learned through i2i.

A130008. Biography. (SF183) About an historical figure that has made a positive impact on our society or who have made a difference in the lives of others.

A130009. Play Script. (SF183) Written about a different culture.

LEADERSHIP & CITIZENSHIP

Entrepreneurship Department F

Superintendent: Lisa Briggs

Junior Superintendents: Garrett Tollman, Bailey Sellman,

Miranda Betson

GUIDELINES AND RULES:

- A. The 4-H member's name, age, town and county must be listed on the back of the exhibit. If the exhibit is a poster, it must be 14" x 22" and may be arranged either horizontally or vertically. Poster may not use copyrighted materials, such as cartoon characters or commercial product names. Exhibits which do not conform to size or content guidelines will be lowered one ribbon placing. Posters may include photographs, charts or examples as well as a written explanation.
- B. All static exhibits must have received a purple ribbon at the County Fair to advance to the State Fair.

DIVISION 531: ENTREPRENEURSHIP INVESTIGATION

For classes 1-3, follow guidelines for posters.

F531001. Interview an entrepreneur. (SF181) Share what you learned from the person about having an entrepreneurial mindset. How have they applied that mindset? Have they started a business? How do they deliver excellent customer service? How will what you have learned through this interview change your future plans or ways of thinking about entrepreneurship? The summary of the interview should be typed and with a maximum length of two pages (12 pt. font). Enter exhibit in a folder with fasteners (no slide bars).

F531002. Social Entrepreneurship Presentation. (SF181). Prepare a five-slide power point presentation about a social entrepreneurship venture to benefit a group or individual in your community. Social entrepreneurs are people who are in business to help others. Submit a printout of the note pages, which show each slide and include an explanation of each slide. Enter exhibit in a folder with fasteners (no slide bars).

F531003. Marketing Package. (SF182) Marketing package (mounted on a 14" x 22" poster) must include at least three items (examples) developed by the 4-H Member from the following list: business card, brochure, advertisement, business promotional piece, printout of an Internet home page, packaging design, signs, logo design, direct mail piece, etc. The marketing package should be for an original business developed by the 4-H Member and not an existing business.

F531004. Sample of an Original Product. (SF181) Sample of an original product with an information sheet (8.5" x 11") answering the following questions:

1. What did you enjoy the most about making the product?
2. What challenges did you have when making the product? Would you do anything different next time? If so, what?
3. What is the suggested retail price of the product? How did you decide on the price?
4. Market analysis of the community – data gathered through a survey of potential customers. Survey at least 10 people in your community about your product.
5. How much would you earn per hour? Show how you determined this figure.
6. What is unique about this Product?

F531005. Photos of an Original Product. (SF181) (Mounted on a 14" x 22" poster) must include three photos of developed product and a mounted information sheet answering the following questions. If exhibiting in both Class F531004 and Class F531005, products must be entirely different products.

1. What did you enjoy the most about making the product?
2. What challenges did you have when making the product? Would you do anything differently the next time? If so, what?
3. What is the suggested retail price of the product? How did you decide on the price?
4. Market analysis of the community – data gathered through a survey of potential customers. Survey at least 10 people in your community about your product.
5. How much would you earn per hour? Show how you determined this figure.
6. What is unique about this product?

F531006. Entrepreneurship Challenge. (SF181) Take on the entrepreneurship challenge. Entrepreneurship Challenge is open to 4-H Members enrolled in any of the three units of ESI. Complete 5 or more of the challenges from the following list. The exhibit will include highlights from these 5 challenges. Consider labeling each challenge so the viewer will understand what the challenge was. Enter a poster, video (or digital presentation), report or scrapbook related to the learning from the challenge. Use your creativity to show and share what you learned. Select your 5 challenges from the list below:

- Sell something.
- Talk to local leaders about entrepreneurial thinking and how it is being applied or could be applied to a current community issue.
- Introduce yourself to a local entrepreneur and take a selfie with them.
- Be a detective! Look for Nebraska-made products and find out more about the business.
- Tour 2-3 entrepreneurial businesses and create a photo story.
- Investigate what it takes to be an entrepreneur and complete a skills assessment.
- Make a prototype (sample/model) of a new product idea. (Include the prototype or a photo of prototype.)
- Work with a friend to develop a new business idea!
- Contact your local Extension Office to learn about entrepreneurship opportunities.
- Create an activity to teach others about entrepreneurship (coloring page, puzzle, game, etc.)

PLANT SCIENCE

Crops and Range (Agronomy) Department G

Superintendent: Clint Phillips

Junior Superintendents: Garrett Tollman, Bailey Sellman, Miranda Betson

DIVISION 750:

A. Grain or Plant Exhibits - Classes 1-5:

•A completed Crop Production Worksheet (available at <https://go.unl.edu/cropworksheet> must accompany grain and plant exhibits or it will automatically be lowered one ribbon placing. The worksheet must include the 4-H member's name and address, county, plant hybrid or variety, plant population, whether crop production was irrigated or dryland, and general information including farm cropping history, soil type and weather effects.

•The worksheet also must include an economic analysis of the project, listing individual expenses and income, on a per acre basis. Other topics to discuss are the selection of variety or hybrid, impacts of tillage and conservation practices, inputs (fuel, fertilizer, irrigation, labor, pesticides, etc.), any observations made during the growing season, and what you learned from your crops project. The worksheet counts as 50% of the total when judged.

•Worksheet must be the original work of the individual 4-H member, or it will be lowered one ribbon placing.

•Attach the worksheet to the entry in a clear plastic cover such that it can be read without removing it from the cover. In addition to the worksheet, grain and plant exhibits will be judged on condition, appearance (i.e., disease and insect damage, grain fill), uniformity (size, shape, color, maturity), and quality of exhibit. Refer to Scoresheet SF264. Grain exhibits must be one gallon per sample. Grain exhibits harvested in the fall (e.g., corn or soybeans) may be from the previous year's project and brought in an appropriately sized box/container for display. NEW: Place in a clear container so it can be viewed and displayed.

•Plant exhibits, except for ears of corn, must be the result of the current year's project.

Corn - 10 ears or 3 stalks (cut at ground level with no roots or soil and bound together)

For all your car, truck, & farm
needs come and see
April & the Guys at

NEBRASKALAND
TIRE GROUP

231 West Second St., Chadron
308-432-4488 • 866-748-4149
Fax 308-432-2535

Your Local **GOODYEAR** Dealer

On the Farm Service Truck
Available!

Proud to
Support 4-H!



Grain Sorghum - 4 stalks (cut at ground level and bound together)
Soybeans - 6 stalks (cut at ground level and bound together)
Small grains (oats, barley, wheat, triticale) - sheaf of heads 2-inches in diameter at top tie with stems about 24" long.
Other crops (alfalfa, millet, etc.) - sheaf of stems 3-inches in diameter at top tied with stems cut at ground level or half size small square bale.

B. **Displays - (CLASSES 6-10):**

- The purpose of the display is to tell an educational story to those that view the display.
- The display is a visual representation (pictures, charts, graphs) no larger than 28" wide x 28" tall on plywood or poster board.
- The display should be neatly titled. Make sure to label display with 4-H member's name, address, and county on back side. Explain pictures and graphs clearly and concisely.
- Consider creativity and neatness. Refer to Scoresheet SF259 Each display must have a one-page essay (minimum) explaining why the 4-H member chose the area of display and what they learned from their project. Include any references used.
- The essay should be in a clear plastic cover with the 4-H member's name outside.
- If a display does not have an essay, it will automatically be lowered one ribbon placing.

C. **Special Agronomy Project** 4-H members experience a crop that is grown, was grown or has the potential to be grown in Nebraska by growing it, researching traits of that crop and determine viability of that crop in the part of the state they live. Each year seeds will be mailed to extension offices or ag ed classrooms across the state, as ordered by that location. Offices will distribute to youth on a first-come - first serve basis. A different seed will be selected every year. 4-H members will grow seeds in their garden or pots. Written resources materials will be available for 4-H members, in addition to virtual, live or recorded videos/ field trips. 4-H members will be eligible to enter an exhibit at both the county and/or State Fair in the agronomy project area

G750001. Corn. (Includes yellow, white, pop, waxy, or any other type) (SF264)

G750002. Soybeans. (SF264)

G750003. Oats. (SF264)

G750004. Wheat. (SF264)

G750005. Any other crop. (SF264) (includes grain sorghum, alfalfa, millets, barley, rye, triticale, amaranth, dry beans, sugar beet, mung bean, canola, forage sorghum, safflower, etc.)

G750006. Crop Production Display. (SF259) The purpose of this class is to allow original and creative exhibits that contain educational information about crop production aspects, such as crop scouting, alternative crops, pest management, etc.

G750007. Crop Technology Display. (SF259) Display information about aspects of technology used in crop production, such as genetic engineering, crop breeding, GPS, yield mapping, computers, etc.

G750008. Crop End Use Display. (SF259) Display information about the final product or end uses for a crop, such as food, feed, fuel, or other products. (i.e., Corn can be processed into livestock feed, ethanol, plastics, etc. Or soybeans can be processed into bio-diesel, pet bedding, crayons, oil, etc.) This should not be about the process of crop production but focus on an end product(s).

G750009. Water or Soil Display. (SF259) Display information about water or soils, such as how soils are being used for crop production, range, conservation, wildlife, or wetland use, or ways to protect or conserve water and soil resources.

G750010. Career Interview Display. (SF259) The purpose of this class is to allow 4-H members to investigate a career in agronomy. The 4-H member should interview one person that works with crops about such topics as, what parts of their job do they enjoy or dislike, why did they choose that career, what was their education, etc. Include a picture of the person interviewed.

G750011. Special Agronomy Project - Educational Exhibit. (SF259) Educational exhibit based on what was learned from the project, Present information on plywood or posted board no larger than 28" x 28" tall either vertical or horizontal arrangement. The 4-H member's name, age, and county must be on the back of the poster. Refer to Scoresheet SF259. Each display must have a one-page essay (minimum) explaining why the 4-H member chose the area of display and what they learned from their project. Include references used.

G750012. Special Agronomy Project - Video Presentation. 4-H member designs a multimedia presentation related to the crop. This could include narration of the growing process, presenting facts about the crop or any other innovative multimedia practices. The presentation should be at least 2 minutes in length and no more than 5 minutes in length, appropriate graphics, sound and either a video clip, animation, or voice over and/or original video clip. Any of the following file formats will be accepted: mp4, .mov, .ppt, or .avi.

G750013. Special Agronomy Project. (Freshly Harvested Crop).

Plant exhibits must be the result of the current year's project. The crop of the year for 2025 is Sunflowers. Supporting documentation (1/2 to 1 page in length) should include the following: Economic Analysis and/or research that supports feasibility of this crop in Nebraska or how the crop has evolved over time. Other topics to discuss are past/current commercial production of this crop. This includes: the selection of variety of hybrid, impacts of tillage and conservation practices, inputs (fuel, fertilizer, irrigation, labor, pesticides, etc.). Any observations made during the growing season about this crop and what you learned from your crops project. This summary counts as 50% of the total when judged. In addition to the summary, gran and plant exhibits will be judged on condition, appearance, (i.e., disease and insect damage, grain fill), uniformity (size, shape, color, maturity), and quality of exhibit.

DIVISION 751: WEED SCIENCE (SF261)

A. At least 15 of the specimens must represent this year's work (after the previous County Fair to present day). For assistance identifying plants, participants can use Nebraska Department of Agriculture's Weeds of Nebraska and the Great Plains (1994)

B. **Books - Classes 1-2:**

•Plants must be mounted on sheets that are no larger than 14" wide by 14" high. Proper plant mount should include root as well as stem and leaf tissue. Plants should be glued rather than taped, and the mounts should be protected with a clear clover.

•Exhibits will be judged based on completeness of plant mount, accuracy of identification, label, neatness, and conformity to exhibit requirements. Refer to Scoresheet SF261.

•Each completed mount must have the following information (see example below) in the lower right corner of the mounting sheet:

1. Scientific name (in italic or underlined), with authority.
2. Common name.
3. County of collection.
4. Collection date.
5. Collector's name.
6. Collection number, indicating order that plants were collected,
7. Other information depending on class selected, i.e., noxious, life form. This information should be typed or printed neatly.

C. **Displays - Class 3:**

•The purpose of the display is to tell an educational story to those that view the display. The display is a visual representation (pictures, charts, graphs) no larger than 28" x 28" on plywood or poster board. The display should be neatly titled.

•Make sure to label display with 4-H member's name, address, and county on back side. Explain pictures and graphs clearly and concisely. Refer to Scoresheet SF259.

•Each display must have a one-page essay explaining why the 4-H member chose the area of display and what they learned from their project. Include references used.

•The essay should be in a clear plastic cover with the 4-H member's name outside.

G751001. Weed Identification Book. (SF261) A collection of a minimum of 15 plant mounts including at least two of the following prohibited noxious weeds (Canada thistle, musk thistle, plumeless thistle, salt cedar, leafy spurge, purple loosestrife, diffuse knapweed, spotted knapweed, Japanese knotweed, bohemian knotweed, giant knotweed, sericea lespedeza or phragmites), and at least five weeds that are a problem primarily in lawns.

G751002. Life Span Book. (SF261) A collection of 7 perennial, 1 biennial, and 7 annual weeds.

G751003. Weed Display. (SF259) The purpose of this class is to allow original and creative exhibits that contain educational information about weeds, such as interesting information about a weed species, the effects of weed control, herbicide resistant weeds, what makes a weed a weed, or uses for weeds.

DIVISION 330: RANGE MANAGEMENT

General Information:

- A. Each exhibit must be properly identified with Unit and Class.
- B. All plant displays and display covers must be the result of the current year's work.
- C. Plant identification and lists of appropriate plants in each category (grasses, forbs, shrubs, and grass- like plants) can be found in the Range Judging Handbook and Contest Guide (EC150, Revised July 2012), Common Grasses of Nebraska (EC170), and Common Forbs and Shrubs of Nebraska (EC118).
- D. The purpose of these exhibits is to demonstrate to the public the benefits from the study and application of crop, weed, range and soil sciences to solving problems

**PINE RIDGE
SERVICE CENTER**
547 2nd St. - Crawford
308-665-2313

**GAS • TIRES
BULK FUEL •
MECHANICS**

WY SD NE
THREE CORNERS AGENCY, INC.
CROP INSURANCE
342 S. CHICAGO STREET, HOT SPRINGS, SD 57747
E-Mail: threecornersagency@goldenwest.net
Website: www.threecornersagency.com

Edgemont Office (605) 662-6768	Melissa A Stearns, Agent 695-890-6786
Hot Springs Office (605) 745-6600	Jana Stearns, Agent 605-890-0049

in management, conservation, sustainability and environmental protection. For guidelines on specific projects, refer to appropriate project manuals.

- E. For guidelines on specific projects, refer to appropriate project manuals. Premier 4-H Science Award is available in this area.

F. Scoresheets, can be found at <http://go.unl.edu/ne4hrange>

G. An explanation of projects and curriculum resources can be found at <https://4h.unl.edu/resources/projects/>

H. Books – Classes 1-6:

- For books, plants must be mounted on sheets that are no larger than 14" x 14". Plants should be glued rather than taped and the mounts should be protected with a clear cover. Proper plant mount should include root as well as stem and leaf tissue.

- Exhibits will be judged based on completeness of plant mount, accuracy of identification, labeling, neatness and conformation to project requirements. Refer to Scoresheet SF260.

- Each completed mount must have the following information in the lower right corner of the mounting sheet:

1. Scientific name (in italic or underlined), with authority.
2. Common name.
3. County of collection.
4. Collection date.
5. Collector's name.
6. Personal collection number, indicating order that plants were collected in your personal collection.
7. Other information, depending on class selected, i.e., value and importance, life span, growth season, origin, major types of range plants. This information should be typed or printed neatly.

I. Displays – Class 7:

- The purpose of the display is to tell an educational story to those that view the display. The display is a visual representation (pictures, charts, graphs) no larger than 28" x 28" on plywood or poster board. The display should be neatly titled. Make sure to label display with 4-H member's name, address, and county on back side.

J. Boards – Classes 8-9:

- Display boards should be no larger than 30" x 36". Display boards should be adequately labeled.

D330001. Value and Importance for Livestock Forage and Wildlife Habitat and Food Book. (SF260)

A collection of 12 different plant mounts, with four classified as high value, four as medium value, and four as low value for livestock forage, wildlife habitat, or wildlife food. Value and importance classifications can be found in the Range Judging Handbook and Contest Guide. Appendix Table 1 (EC150, Revised July 2024) starting on page 42. Plants can consist of any combination of grasses, grass-like plants, forbs, or shrubs. Assemble plant mounts in order of high, medium, and low value and importance. Label each plant mount with its value and importance classifications for each of the three areas: Livestock Forage, Wildlife Habitat, Wildlife Food.

D330002. Life Span Book. (SF260) A collection of six perennial plant mounts and six annual plant mounts selected from grasses or forbs.

D330003. Growth Season Book. (SF260) A collection of six cool-season grass mounts and six warm-season grass mounts.

D330004. Origin Book. (SF260) A collection of plant mounts of six native range grasses, and six introduced grasses. Introduced grasses are not from North America and often used to seed pastures.

D330005. Major Types of Range Plants Book. (SF260) A collection of plant mounts of three grasses, three forbs, three grass-like, and three shrubs.

D330006. Range Plant Collection Book. (SF260) A collection of 12-range plant mounts with something in common (i.e. poisonous to cattle, or historically used as food by Native Americans, or dye plants, or favorite antelope forage, etc.). Include a short paragraph at the front of the book, which describes what the plants have in common and why you have chosen to collect them.

D330007. Parts of a Range Plant Poster. (SF259) Mount a range plant on a poster board. Label the key plant parts useful for ID & correct for that plant species such as root, branch, cotyledon, petiole, midrib, stem, node, leaf, leaflet, spikelet, collar, ligule, sheath, internode, culm, crown, flower, etc. Include the plant label in the lower right corner, including the scientific and common name of the plant. Put the 4-H member's name and 4-H county on the back of the poster.

D330008. Special Study Board. (SF260) A display of the results of a clipping study, a degree of use study, range site study, etc. A short essay must accompany the display to explain the reason for the study, what was learned, and study results. This should be placed in a sheet cover attached to the board.

D330009. Junior Rancher Board. (SF260) This exhibit should include a ranch map with a record book or an appropriate educational display on some phase of rangeland or livestock management. A short essay must accompany the display to explain the purpose of the rancher board, what was learned, etc.

COUNTY ONLY RANGE MANAGEMENT

D330101. Value and Importance for Livestock Forage and Wildlife Habitat and Food Book.

A collection of 1 or more different plant mounts. Classify each plant as high value, medium value, or low value for livestock forage, wildlife habitat, or wildlife food. Value and importance classifications can be found in the Range Judging Handbook and Contest Guide. Appendix Table 1 (EC150, Revised July 2016) starting on page 42. Plants can consist of any combination of grasses, grass-like plants, forbs, or shrubs. Assemble plant mounts in order of high, medium, and low value and importance if more than one plant. Label each plant mount with its value and importance classifications for each of the three areas: Livestock Forage, Wildlife Habitat, Wildlife Food.

D330102. Range Plant Collection Book. A collection of 6-range plant mounts with something in common (i.e. poisonous to cattle, or historically used as food by Native Americans, or dye plants, or favorite antelope forage, etc.). Include a short paragraph at the front of the book, which describes what the plants have in common and why you have chosen to collect them.

PLANT SCIENCE

Horticulture Department G

Superintendent: Clint Phillips

Junior Superintendents: Garrett Tollman, Bailey Sellman,

Miranda Betson

General Information:

DIVISION 770: FLORICULTURE, EDUCATIONAL EXHIBITS & HOUSEPLANTS

Floriculture:

1. Youth must be enrolled in the World of Flowers and/or Annual Flowers projects to exhibit a maximum of 4 entries per person in classes 1-45 (cut flowers) and 50-53 (educational exhibits).
2. Entries must be the work of the 4-H member. Notebooks and posters must have received a purple ribbon at the County Fair to advance to the State Fair.
3. **The cultivar or variety name must be included on all entry cards.** If potted container with several cultivar or varieties identify each individually within the pot. Failure to identify the cultivar or variety will drop the entry one ribbon placing. Proper identification is the responsibility of the exhibitor not the Extension staff or office personnel. For Floriculture, punch hole in the top center of entry tag, use a rubber band to securely attach entry tag to containers.
4. Exhibits entered under an incorrect class number or containing an incorrect number of stems will be dropped one ribbon placing. In classes 23, 44 & 45, do not duplicate entries from the already listed classes, or entry will be dropped one ribbon placing. For example: 4-H members with two cultivars or varieties of marigolds can only enter the marigold class and cannot enter the other cultivar or variety in any other class. A perennial is defined as a plant of which the crown overwinters. An annual is a plant that grows from seed each season, whether self-seeded or planted by the gardener. A biennial is a plant that

germinates, grows, and overwinters as a crown, blooms the following year and dies. Foliage will be considered when exhibit is judged.

- E. All 3 or 5 stems of cut flowers should be the same cultivar and color, do not mix cultivars and colors. Containers will not be judged; however, they should be CLEAR GLASS CONTAINERS that won't tip over (No plastic containers at State Fair) and of adequate size to display blooms. Any exhibit not in a clear glass container will be dropped one ribbon placing. NO SCREW ON LIDS OR SCREW ON RINGS AND FLATS MAY BE USED. To hold flowers in place it is suggested to use tin foil or a type of plastic wrap with holes poked into it or frog lids. Containers may not be returned from State Fair.

Cut Flower Annuals and Biennials – Five stems of a single variety (cultivar) unless otherwise noted in parenthesis. (SF106)

G770001. Aster.

G770002. Bachelor Buttons.

G770003. Bells of Ireland.

G770004. Browallia.

G770005. Calendula.

G770006. Celosia. (crested or plume) (3 stems)

G770007. Cosmos.

G770008. Dahlia.

G770009. Dianthus.

G770010. Foxglove.

G770011. Gladiolus. (3 stems)

G770012. Gomphrena.

G770013. Hollyhock. (3 stems)

G770014. Marigold.

G770015. Pansy.

G770016. Petunia.

G770017. Salvia.

G770018. Snapdragon.

G770019. Statice.

G770020. Sunflower. (Under 3-inch diameter - 5 stems; 3-inch or more in diameter - 3 stems)

G770021. Vinca.

G770022. Zinnia.

G770023. Any other annual or biennial. (Under 3-inch diameter - 5 stems; 3-inch or more in diameter - 3 stems)

(Do not duplicate entries in classes 1-22)

Cut Flower – Perennial – 5 stems of a single variety (cultivar) unless otherwise noted in parenthesis. (SF106)

G770030. Achillea/Yarrow.

G770031. Chrysanthemum.

G770032. Coneflower.

G770033. Coreopsis.

G770034. Daisy.

G770035. Gaillardia.

G770036. Helianthus.

G770037. Hydrangea. (3 stems)

G770038. Liatris. (3 stems)

G770039. Lilies. (3 stems) (Not Daylilies)

G770040. Platycodon.

G770041. Rose. (3 stems)

G770042. Rudbeckia/Black-eyed Susan.

G770043. Sedum.



Proudly Supports 4-H


308-432-2858 | fnbo.com

Member FDIC

G770044. Statice.
G770045. Any other perennial. (Under 3-inch diameter - 5 stems; 3-inch or more in diameter - 3 stems)
(Do not duplicate entries in classes 30-44)
G770046. 4-H Flower Garden Collection of 5 different flowers. Each flower in the collection should be exhibited with the number specified for classes 1-44. Display in a box or other holder not more than 18-inches in any dimension. Boxes may not be returned from State Fair. Do not duplicate entries in classes 1-45 with any in the group collection.

EDUCATIONAL EXHIBITS

G770050. Flower Notebook. (SF100) Exhibit a notebook containing pictures of flowers grown in Nebraska. There must be at least 10 different species of annuals and/or biennials and 10 different species of perennials hardy to Nebraska. Bulbs may be included in a separate section. 4-H Members may show more than one cultivar of the same species, but they will only count as one species. The notebook must be the result of the current year’s work. Pictures from garden catalogs, hand drawn pictures, or photographs may be used. Each species/cultivar must be labeled with the correct common name and scientific name; the height and spread of the plant and the growing conditions (for example needs full sun and dry sandy soil) the species prefers. In addition to this information, bulbs should also be labeled as spring or summer flowering. Give proper credit by listing the sources of pictures and information used. The 4-H member’s name, age, county, and years in the project(s) must be on the back of the notebook.
G770051. Flower Garden Promotion Poster. (SF103) Individual poster promoting flower gardening, size 14” x 22” either vertical or horizontal arrangement. Poster may be in any medium: watercolor, ink, crayon, etc., if it is not 3-dimensional. Posters using copyrighted material will not be accepted. Entry card must be stapled to the upper right-hand corner. The 4-H member’s name, age, county, and years in the project(s) must be on the back of the poster.
G770052. Educational Flower Garden Poster. (SF104) Prepare a poster 14” x 22” x 2” (3-dimensional if needed) either vertical or horizontal arrangement illustrating a skill or project you have done or learned about in a 4-H flower or houseplant project. One might show a special technique used or equipment incorporated in the garden. Refer to 4-H horticulture project manuals but use your own creativity. Entry card must be stapled to the upper right-hand corner. The 4-H member’s name, age, full address, county, and years in the project(s) must be on the back of the poster.



G770053. Flower Gardening History Interview. (SF105) Neatly handwritten or typed account of a gardening history interview whose flower garden has inspired you. Maximum of 4 pages of text and 2 pages of pictures (include 1 picture of the person you interviewed) of their flower garden if the individual is still gardening. Protect with a clear report cover. The 4-H member’s name, age, county, and years in the project(s) must be on the back of the report cover.

HOUSEPLANTS

- A. Youth may enter a maximum of THREE (3) entries in classes 50-66, but each entry must have received a purple ribbon at the County Fair to advance to the State Fair.
- B. Container Grown Houseplants - The choice of container and soil quality will be considered in judging. Each houseplant must be identified by listing the names on the entry tag or on a card attached to the container. Houseplants should be grown in the display container for a minimum of six weeks. Plants grown, as houseplants must be used. NebGuide G2205 “Guide to Growing Houseplants” <http://extensionpublications.unl.edu/assets/html/g2205/build/g2205.htm> and NebGuide G837” Guide to Selecting Houseplants” includes a listing of common houseplants. Containers of annual flowers or annual plants (i.e. petunias, geraniums, impatiens) will be disqualified and will not be judged. <http://extensionpublications.unl.edu/assets/html/g837/build/g837.htm> includes a listing of common houseplants. Containers of annual flowers or annual plants (i.e., petunias, geraniums, impatiens) will be disqualified and will not be judged.
- C. Entries in Classes 60-66 must have been designed and planted by the 4-H member.
- D. Any container plant, (flowering or foliage potted houseplants, dish gardens, fairy or miniature gardens, desert gardens, or terrariums) shall be in containers no larger than 12-inches (use inside opening measurement) in any dimension of length or width. No combination of pots may be used. All potted plants are to be in a one pot container. Any container grown plant in Classes 60-66 that is does not follow these guidelines will be dropped one ribbon placing.
- E. Classes 60-65 exhibitors must have and provide a saucer to catch drainage water. The 4-H members name, age, full address, county, and years in the project(s) must be on the bottom or back of the container and saucer.

G770060. Flowering Potted Houseplant(s). (SF107) that are blooming for exhibition. Non-blooming plants will be disqualified.
G770061. Foliage Potted Houseplant. (SF107) one variety of tropical or cacti or succulent plant.
G770062. Hanging Basket. (SF107) container may have one or more houseplants in container. Label with name for each plant.
G770063. Dish Garden. (SF107) An open/shallow container featuring a variety of houseplants excluding cacti and succulents. Label with name for each plant.
G770064. Fairy or Miniature Garden. (SF107) A miniature “scene” contained in an open container and featuring miniature or small, slow growing houseplants. The garden needs to have an imaginative theme and miniature accessories, i.e., bench, fence made from tiny twigs, small shell for a bathtub, etc. Label name for each plant.
G770065. Desert Garden. (SF107) An open/shallow container featuring a variety of cacti and/or succulents grown as houseplants. Label name for each plant.
G770066. Terrarium. (SF107) A transparent container partially or completely enclosed; sealed or unsealed. Label name for each plant.

DIVISION 773: VEGETABLES, HERBS, FRUITS & EDUCATIONAL EXHIBITS (SF108)

- A. A 4-H member may enter a maximum of 4 entries per person in classes 201-294. Entries must be the work of the 4-H member. Notebooks and posters must have received a purple ribbon at the County Fair to advance to the State Fair.

- B. The cultivar or variety name must be included on all entry cards. Failure to identify the cultivar or variety will lower the entry one ribbon placing. Proper identification is the responsibility of the 4-H member, not the Extension staff or office personnel. Exhibits entered under an incorrect class number or containing an incorrect number of vegetables will be lowered one ribbon placing. In classes 252, 255, 268, 269, 285 and 286 do not duplicate entries from any of the other classes or entry will be lowered one ribbon placing. For example: 4-H members with two cultivars or varieties of red tomatoes can only enter the red tomatoes class and cannot enter the other cultivar or variety in any other vegetable class.
- C. Follow the guidelines in “Selecting and Preparing Vegetables, Herbs and Fruits for Exhibit” 4H226 when preparing entries for the Fair.

VEGETABLES (SF108)

Class	Vegetable	Number to Exhibit
G773201.	<u>Lima Beans.</u>	12
G773202.	<u>Snap Beans.</u>	12
G773203.	<u>Wax Beans.</u>	12
G773204.	<u>Beets.</u>	5
G773205.	<u>Broccoli.</u>	2
G773206.	<u>Brussels Sprouts.</u>	12
G773207.	<u>Green Cabbage.</u>	2
G773208.	<u>Red Cabbage.</u>	2
G773209.	<u>Carrots.</u>	5
G773210.	<u>Cauliflower.</u>	2
G773211.	<u>Slicing Cucumbers.</u>	2
G773212.	<u>Pickling Cucumbers.</u>	5
G773213.	<u>Eggplant.</u>	2
G773214.	<u>Kohlrabi.</u>	5
G773215.	<u>Muskmelon/Cantaloupe.</u>	2
G773216.	<u>Okra.</u>	5
G773217.	<u>Yellow Onions.</u>	5
G773218.	<u>Red Onions.</u>	5
G773219.	<u>White Onions.</u>	5
G773220.	<u>Parsnips.</u>	5
G773221.	<u>Bell Peppers.</u>	5
G773222.	<u>Sweet (Non-Bell) Peppers.</u>	5
G773223.	<u>Jalapeño Peppers.</u>	5
G773224.	<u>Hot (Non-Jalapeño) Peppers.</u>	5
G773225.	<u>White Potatoes.</u>	5
G773226.	<u>Red Potatoes.</u>	5
G773227.	<u>Russet Potatoes.</u>	5
G773228.	<u>Other Potatoes.</u>	5
G773229.	<u>Pumpkin.</u>	2
G773230.	<u>Miniature Pumpkins.</u>	5
G773231.	<u>Radish.</u>	5
G773232.	<u>Rhubarb.</u>	5
G773233.	<u>Rutabaga.</u>	2
G773234.	<u>Green Summer Squash.</u>	2
G773235.	<u>Yellow Summer Squash.</u>	2
G773236.	<u>White Summer Squash.</u>	2
G773237.	<u>Acorn Squash.</u>	2
G773238.	<u>Butternut Squash.</u>	2
G773239.	<u>Buttercup Squash.</u>	2
G773240.	<u>Other Winter Squash.</u>	2
G773241.	<u>Sweet Corn (in husks).</u>	5
G773242.	<u>Swiss Chard.</u>	5
G773243.	<u>Red Tomatoes (2-inches + in diameter).</u>	5
G773244.	<u>Roma or Sauce-type Tomatoes.</u>	5
G773245.	<u>Salad Tomatoes (2-inches – in diameter).</u>	12
G773246.	<u>Yellow Tomatoes (2-inches + in diameter).</u>	5
G773247.	<u>Turnips.</u>	5
G773248.	<u>Watermelon.</u>	2
G773249.	<u>Dry Edible Beans.</u>	1 pint
G773250.	<u>Gourds, mixed types.</u>	5
G773251.	<u>Gourds, single variety.</u>	5
<i>(Do not duplicate entries in classes 201-251 that doesn’t fit in any other class.)</i>		
G773252.	<u>Any other vegetable.</u>	2, 5, or 12

G773255. 4-H Vegetable Garden Collection of five kinds of vegetables. Display Garden Collection in a box not more than 24” in any dimension. Boxes may not be returned from State Fair. Showmanship will be considered in judging, but plastic grass, cotton, figurines, etc. should not be used in exhibit boxes. Each vegetable in the collection should be exhibited with the number specified for individual class (201-252). Do not duplicate entries in classes 201-252 with any in the group collection.

G773256. 4-H Cultivar Vegetable Collection. Vegetables entered in the collection are 5 cultivars from a single exhibit: for example, 5 cultivars of all types of peppers or squash or onions or tomatoes, etc. Display in a box not more than 24” in any dimension. Boxes may not be returned from State Fair. Showmanship will be considered in judging; but plastic grass, cotton, figurines, etc. should not be used in exhibit boxes. Each vegetable in the collection should be exhibited with the number specified for individual class (201-252).

HERBS (SF108)

Herbs will be judged using the same general criteria used for vegetables. Those grown mainly for their seed, such as dill and caraway, should be exhibited on a plate. Those grown for their leaves such as basil, parsley, etc. should be exhibited in a glass container of water. Containers may not be returned from State Fair. Potted herb plants will be disqualified and will not be judged.

- G773260. Basil 5
- G773261. Dill (dry) 5
- G773262. Garlic (bulbs) 5
- G773263. Mint 5
- G773264. Oregano 5
- G773265. Parsley 5
- G773266. Sage 5
- G773267. Thyme 5

(Do not duplicate entries in classes 260-267)

- G773268. Any other herb 5

(Do not duplicate entries in classes 260-268 with any in the group collection.)

G773269. 4-H Herb Garden Display of 5 different cut herbs. Herbs are to be cut not potted. Displayed in a box or other holder not more than 18” in any dimension. Boxes may not be returned from State Fair. Each herb in the collection should be exhibited with the number specified for classes 260-268.

FRUITS (SF108)

Fruits will be judged using the same general criteria used for vegetables. Fruit will be judged for the stage of maturity normal for that season and growing location. Emphasis will be placed on how well fruit approaches market quality.

- G773280. Strawberries. (everbearers) 1 pint
 - G773281. Grapes. 2 bunches
 - G773282. Apples. 5
 - G773283. Pears. 5
 - G773284. Wild Plums. 1 pint
- (Do not duplicate entries in classes 280-284)
- G773285. Other small fruit or berries. 1 pint
 - G773286. Other fruits OR nuts. 5

EDUCATIONAL EXHIBITS

G773290. Garden Promotion Poster. (SF103) Individual poster promoting vegetable or herb gardening, size 14” x 22” either vertical or horizontal arrangement. Poster may be in any medium so long as it is not 3-dimensional. Posters using copyrighted material will not be accepted. Entry card must be stapled to the upper right-hand corner. The 4-H member’s name, age, county, and years in the project(s) must be on the back of the poster.

G773291. Educational Vegetable or Herb Garden Poster. (SF104) Prepare a poster 14” x 22” x 2” (3-dimensional if needed) either vertical or horizontal arrangement illustrating a skill or project the 4-H Member has done or learned about in a 4-H vegetable gardening project. One might show a special technique used or equipment incorporated in the garden (e.g., drip irrigation system, composting, or special techniques learned). Refer to 4-H horticulture project manuals but use your own creativity. Entry card must be stapled to the upper right-hand corner. The 4-H

member’s name, age, county, and years in the project(s) must be on the back of the poster.

G773292. Vegetable and/or Herb Gardening History Interview. (SF105) Neatly handwritten or typed account of a gardening history interview of someone whose vegetable or herb garden has inspired you. Maximum of 4 pages of text and 2 pages of pictures (include 1 picture of the person you interviewed) of their garden if the individual is still gardening. Protect with a clear report cover. The 4-H member’s name, age, county, and years in the project(s) must be on the back of the report cover.

G773293. Vegetable Seed Display. (SF101) Each display must include seeds representing the following families: Cucurbit, Brassica (cabbage), Solanaceous (nightshade), and Legume (pea) families, plus representatives from 5 other families. Group the seeds by family and type. Glue seeds or otherwise fasten clear containers of seeds to a board or poster mat board no larger than 22” x 24”. Label each group and each individual vegetable type with the common and scientific names. Use only one variety or cultivar of each vegetable, except for beans where several examples of beans may be shown. Attach a card to the back of the display explaining why and how it is important to know which vegetables are related, and site references on where the scientific name information was found. The 4-H member’s name, age, county, and years in the project(s) must be on the back of the display. Information on vegetable family members can be obtained from your Extension office.

G773294. World of Vegetables Notebook. (SF102) Choose a favorite foreign cuisine and learn what vegetables and/or herbs are common to it (e.g., Mexican, African, Chinese, Italian, etc.). Include a report talking about a minimum of 5 vegetables and/or herbs from each country chosen. Include the scientific and common names; pictures of the plants from your garden or seed catalogs; tell how they are grown; and how the foods are used. Also list a source for buying the seed or plants. Favorite recipes using some or all of the vegetables described may be included. Give proper credit by listing the source of pictures and information used. Protect in a clear report cover or 3-ring notebook. The 4- H member’s name, age, county, and years in the project(s) must be on the back of the report cover or notebook.

DIVISION 775: SPECIAL GARDEN PROJECT

Youth must be enrolled in the current years’ Special Garden Project to exhibit. Fresh cut flowers or harvested vegetables should be entered in the appropriate class listed above. The Special Gardening Project changes annually. More information may be found at 4-h Special Garden Project.

G775001. Special Garden Project Educational Exhibit. (SF109) Educational exhibit based on what was learned from the project. Present information on a poster 14” x 22” either vertical or horizontal arrangement or in a clear plastic report cover. The 4-H member’s name, age, and county must be on the back of the poster or report cover.

G775001. Special Garden Project Fresh Cut Flowers or Harvested Vegetables. (SF106) (SF108) The current year’s Special Garden Project fresh cut flowers or harvested vegetables should be entered in this class. Refer to classes 001-044 for quantity to exhibit if special garden project is a fresh cut flower. (SF106) Refer to classes 201-252 for quantity to exhibit is special garden project is a vegetable. Flowers and herbs must be cut not potted. (SF108)

SCIENCE, TECHNOLOGY, ENGINEERING, MATHEMATICS (STEM)

Aerospace, Computers, Robotics, Electricity, Wood Science, Welding Department H
Superintendent: Clint Phillips
Junior Superintendents: Garrett Tollman, Bailey Sellman, Miranda Betson

General Information:

- A. The name and county of each exhibitor should appear separately on the back of each board, poster or article and on the front cover of the notebooks so owner of exhibit may be identified if the entry tag is separated from the exhibit.
- B. All static exhibits must have received a purple ribbon at the County Fair to advance to the State Fair.
- C. Posters can be any size up to 28” x 22” when ready for display. Example: trifold poster boards are not 28” x 22” when fully open for display.
- D. Several classes require a display board, which should be a height of 24-inches, and not to exceed 1/4-inch thickness. A height of 24 7/8” is acceptable to allow for the saw kerf (width) if two 24-inch boards are cut from one end of a 4’ x 8’ sheet of plywood. Nothing should be mounted within 3/4-inch of the top or bottom of the board. (Example: Woodworking & Electricity.)
 - Fabricated board such as plywood, composition board, or particle-type lumber may be used for demonstration displays.
 - Demonstration boards should be sanded and finished to improve their appearance. The finish on a demonstration board will be judged as a woodworking exhibit.
 - Demonstration boards should include an overall title for the display, plus other necessary labeling.
- E. Reports should be written using the scientific method whenever possible. 1) Hypothesis. 2) Research 3) Experiment 4) Measure 5) Report or Redefine Hypothesis. All reports should be computer generated and enclosed in a clear plastic cover. The reports should be attached securely to the display.
- F. Team Entries: To qualify for entry at the Nebraska State Fair team materials entered in H860008 – Maker Space/Digital Fabrication must clearly be the work of a team instead of an individual and must have at least 50% of all team members enrolled in 4-H. Additionally, all enrolled 4-H members on the team should complete and attach an entry tag to the materials. A supplemental page documenting the individual contributions to the project should be included. The entry will be judged as a team, with all team members receiving the same ribbon placing.

IT'S BETTER WITH BLOCK

H&R BLOCK

70 YEARS OF TAX EXPERTISE

245 Main St., Chadron • Phone: 308-432-4432
Available at participating offices. ©2019 HRB Tax Group, Inc.

Crawford Area Chamber of Commerce

Area Events & Information listed on our website:

crawfordnebraska.info

crawfordchamber@yahoo.com

Shop Small!

Shop Local!!

Find us on Facebook @ 

CrawfordNebraskaChamberOfCommerce

DIVISION 850: AEROSPACE

- A. Rockets must be supported substantially to protect the rocket from breakage. Rockets are to be mounted on a base that has dimensions equal or less than 12" x 12" and the base should be 3/4-inches thick. No metal bases. If the rocket fins extend beyond the edges of the required base (12" x 12"), then construct a base that is large enough to protect the fins. The base size is dictated by the size of the rocket fins.
- B. The rockets must be mounted vertically. Please do not attach sideboards or backdrops to the displays. In addition, a used engine or length of dowel pin is to be glued and/or screwed into the board and extended up into the rocket's engine mount to give added stability.
- C. Rockets must be equipped as prepared for launching, with wadding and parachute or other recovery system. Rockets entered with live engines, wrong base size or sideboards will be disqualified.
- D. A report, protected in a clear plastic cover, must include: 1) rocket specification (include original or photo of manufacture packaging stating rocket skill level, 2) a flight record for each launching (weather, distance, flight height), 3) number of launchings, and 4) flight pictures, 5) Safety (how did you choose your launch site? Document safe launch, preparations, and precautions, 6) objectives learned and 7) conclusions.
- E. The flight record should describe the engine used, what the rocket did in flight and recovery success. Points will not be deducted for launching, flight or recovery failures described. This includes any damage that may be shown on the rocket. Complete factory assembled rockets will not be accepted at the State Fair.
- F. Judging is based upon display appearance, rocket appearance, workmanship, design or capabilities for flight, and number of times launched and report. Three launches are required to earn the 9 maximum launch points given on the score sheets. For scoring for the State Fair, only actual launches count, misfires will not count towards one of the required three launches.
 - For self-designed rockets only, please include a digital recorded copy of one flight. In the documentation, please include a description of stability testing before the rocket was flown.
 - The skill level of project is not determined by number of years in project. Skill level is determined by the level listed on the manufacturing packaging.
 - 4-H Rocket project levels are not intended to correspond to National Association of Rocketry model rocket difficulty ratings or levels.
- G. High power rockets (HPR) are similar to model rocketry with differences that include the propulsion power and weight increase of the model. They use motors in ranges over "G" power and/or weigh more than laws and regulations allow for unrestricted model rockets. These rockets are NOT appropriate for 4-H projects and will be disqualified.
- H. Posters can be any size up to 28" x 22" when ready for display. Example: tri fold poster boards are not 28" x 22" when fully open for display.
- I. All static exhibits must have received a purple ribbon at

the County Fair to advance to the State Fair. Entry level rockets, made with PLASTIC FINS and PLASTIC BODY TUBES, are COUNTY ONLY projects.

Aerospace/Rockets

Youth enrolled in Aerospace 2, 3, or 4 may exhibit in any class within this division.

H850001. Rocket. (SF92) Any Skill Level Rocket with wooden fins and cardboard body tubes painted by hand or air brush.

H850002. Aerospace Display. (SF93) Poster or display board displays or exemplifies one of the principles learned in the Lift Off project. Examples include display of rocket parts and purpose, explaining the parts of a NASA rocket or shuttle, interview of someone in the aerospace field, or kite terminology. Include notebook containing terminology (definition), and what was learned. Display can be any size up to 28" x 22".

H850003. Rocket. (SF92) Any Skill Level Rocket with wooden fins and cardboard body tubes painted using commercial application example commercial spray paint.

H850004. Rocket. (SF92) Any self-designed rocket with wooden fins and cardboard body tubes.

Drones

H850005. Drone Poster. Exhibit must be designed to educate yourself and others on one or more of the following topics: drone technologies, uses of drones, the different types of drones, types of training needed to operate drones, and the laws and regulations users must follow. Posters can be any size up to 28" x 22".

H850006. Drone Video. Exhibit must demonstrate how the drone interacts with the outside world. Examples include field scouting, surveying damage from natural disasters, drones used in commercial applications and settings, drones used for structural engineering. State Fair Qualified video should not exceed 5 minutes. Exhibitors should test their codes or links on several devices to check for appropriate permissions for public viewing. For County Fair, videos should be submitted to Dawes County at dawes-county@unl.edu.

DIVISION 860: COMPUTERS COMPUTER MYSTERIES – UNIT 2

H860001. Computer Application Notebook. (SF277) 4-H member should use computer application to create a graphic notebook utilizing computer technology. This exhibit consists of an 8.5" x 11" notebook which should include two parts:

1. A detailed report describing:
 - a) The task to be completed.
 - b) The computer application software required to complete the task.
 - c) Print out of your project. Project may be in color or black and white. 4-H member may create any of the following: •Greeting card (five different cards such as a birthday, wedding, anniversary, sympathy, get well or other) •Business card (three cards for three different individuals and businesses) •Menu (minimum of two pages including short description of foods and pricing); book layout •Promotional flyer (three flyers promoting three different events) •Newsletter (minimum two pages) •Other: examples such as precision farming or family business logo etc.

H860002. Produce a Computer Slideshow Presentation. (SF276) Using presentation software a 4-H Exhibitor designs a multimedia computer presentation on one topic related to youth. An 8.5" x 11" 3-ring notebook with a printout of all the slides should be submitted. Slideshow should include a minimum of 10 slides and not more than 25. Incorporate appropriate slide layouts, graphics, animations, and audio (music or voice and transition sounds do not count). Each slide should include notes for a presentation. Entries can be uploaded to a cloud sharing service and exhibitors MUST provide a hard copy QR code for viewing. Exhibitors should test their codes or links on several devices to check for appropriate permissions for public viewing.

COMPUTER MYSTERIES – UNIT 3

H860003. Produce an Audio/Video Computer Presentation. (SF276) Using presentation software a 4-H member designs a multimedia computer presentation on one topic related to youth, including audio and /or video elements A notebook with a printout of all slides should be submitted. The presentation should be at least 2 minutes in length and no more than 5 minutes in length, appropriate graphics, sound and either a video clip, animation, or voice over and/or original video clip. Entries can be uploaded to a cloud streaming service and exhibitors MUST provide a hard copy QR code for viewing. Exhibitors should test their codes or links on several devices to check for appropriate permissions for public viewing. All presentations for County Fair should be emailed to Dawes County at dawes-county@unl.edu or the presentation can also be uploaded to a video streaming application and exhibitors must provide a hard copy QR code for viewing.

H860004. How to STEM (Science, Technology, Engineering and Math) Presentation. (SF276) Youth design a fully automated 2 to 5 minute 4-H "how to" video. Submissions should incorporate a picture or video of the 4-H Member, as well as their name (first name only), age (as of January 1 of the current year), years in 4-H, and their personal interests or hobbies. Videos can be uploaded to a video streaming application and exhibitors MUST provide a hard copy QR code for viewing. Exhibitors should test their codes or links on several devices to check for appropriate permissions for public viewing.

H860005. Virtual Platform Presentation. (SF276) - Youth design a fully automated education presentation using any multimedia platform such as Tik Tok, YouTube, Canva, Canvas, etc. Submissions may include a notebook, poster, etc., explain the process, experience, and/or presentation. All submissions must include a link to the virtual presentation. Entries can be uploaded to a cloud sharing service. Exhibitors MUST provide a hard copy QR code for viewing. Exhibitors are encouraged to test their codes or links on several devices to check for appropriate permission for public viewing.

H860006. Create a Web Site/Blog or App. (SF275) Design a simple website, blog, or app for providing information about a topic related to youth. Include an explanation of why the entry was created. Any current website, blog, or app development platform is accepted such as Google Sites, iBuildApp, Wix, etc. If the website, blog, or a app isn't live, include all files in the entry. Entries can be uploaded to a cloud sharing service. Exhibitors MUST provide a hard copy QR code for viewing. Exhibitors are encouraged to test their codes or links on several device to check for appropriate permissions for public viewing.

H860007. 3D Printing. (SF1050) 3D printing uses plastic or other materials to build a three-dimensional (3D) object from a digital design (including 3D Pen Creation). Youth may use original designs or someone else's they have re-designed in a unique way. Exhibits will be judged based on the motivation and/or problem identified. For example, 3D objects printed as part of the design process for robot or other engineering project. Must include design notebook that addresses the following questions:

1. What was the motivation for your design or the problem you were solving with your design? i.e., Is your item a functional or decorative piece?
2. Please include a picture of original design, citation of designer/website or if design is completely original (you created it using CAD software), then state that its



The full-service community bank you deserve.
Call or stop by today!

CHADRON
308.432.2500
205 W. 3rd Street



Rooted with YOU. Rooting for YOU.

Alliance | Atkinson | Bridgeport | Carroll | Chadron
Dodge | Hemingford | Hickman | Spencer

original. If item was not completely original, indicate what you did to the original design to modify it to better meet the design problem stated in #1 above. If its design was modified multiple times, please indicate what change was made with each modification, and what prompted the need for the change. I.e., I printed it, and the design was too fragile, so I resliced the print to make thicker external walls or have a denser infill.

3. Define your process for designing/printing. What software and/or hardware was used (indicate type of 3D printer or if item was created with 3D pen)?
4. What materials were selected for your project?
5. If your final design has any moving parts, define how you determined appropriate allowance in your design.
6. Identify any changes that you would make to improve your design.

H860008. Maker Space/Digital Fabrication. (SF1050) This project is a computer generated projected created using a laser cutter, vinyl cutter, heat press or CNC router. Vector or 3D based software such as Corel Draw or Fusion 360 would be an example of an appropriate software used to create your finished project. Project should include a notebook with the following:

1. What motivated you to create this project?
2. Software and equipment used
3. Directions on how to create the project
4. Prototype of plans
5. Cost of creating project
6. Iterations or modifications made to original plans
7. Changes you would make if you remade the project

Team Entry Option: To qualify for entry at the Nebraska State Fair team materials entered in H8600087 – Maker Space/Digital Fabrication must clearly be the work of a team instead of an individual and must have at least 50% of all team members enrolled in 4-H. Additionally, all enrolled 4-H members on the team should complete and attach an entry tag to the materials. A supplemental page documenting the individual contributions to the project should be included. The entry will be judged as a team, with all team members receiving the same ribbon placing.

DIVISION 861: ROBOTICS

- A. Team Entries:** To qualify for entry at the Nebraska State Fair team materials entered in robotics classes that are clearly the work of a team instead of an individual must have at least 50% of all team members enrolled in 4-H. Additionally, all enrolled 4-H members on the team should complete and attach an entry tag to the materials. A supplemental page documenting the individual contributions to the project should be included. The entry will be judged as a team, with all team members receiving the same ribbon placing.
- B. Creating a video of your robot in action** would be helpful for the judges but is not mandatory. Videos should be uploaded to a video streaming application and exhibitors should provide a hard copy QR code for viewing. Videos can be uploaded to a video streaming application and exhibitors MUST provide a hard copy QR code for viewing. 4-H members are encouraged to test their codes or links on several devices to check for appropriate permissions for public viewing.

H861001. Robotics Poster. (SF236) Create a poster (28" x 22") communicating a robotics theme such as "Robot or Not", "Pseudocode", "Real World Robots", "Careers in Robots", "Autonomous Robotics", "Precision Agriculture" or a robotic topic of interest to the 4-H member.

H861002. Robotics Notebook. (SF237) Explore a robotics topic in-depth and present your findings in a notebook. Documentation should include any designs, research, notes, pseudocode, data tables or other evidence of the 4-H member's learning experience. The notebook should contain at least three pages. Topics could include a programming challenge, a programming skill, calibration, sensor exploration, or any of the topics suggested in Class 1.

H361003. Robotics Showcase – Robotics Video. This class should be displayed in a notebook. The notebook should include a video clip on a CD/DVD that demonstrates the robot performing the programmed

function. Include your pseudo code and screenshots of the actual code with a written description of the icon/command functions. All videos should be emailed to Dawes County at dawes-county@unl.edu. Files must be saved in a PC compatible format with county name and last name of participant before emailing.

H861004. Robotics/Careers Interview. (SF239) Interview someone who is working in the field of robotics and research the career in robotics. Interviews can either be written or in a multimedia format such as a short video uploaded to a cloud sharing service. Include a QR code with your project to allow for judging access. Videos can be uploaded to a video streaming application and exhibitors MUST provide a hard copy QR code for viewing. Exhibitors are encouraged to test their codes or links on several devices to check for appropriate permissions for public viewing. Written interviews should be in a notebook. Written reports should be 3 to 5 pages, double-spaced, 12-point font, and 1-inch margins. Multimedia reports should be between 3 to 5 minutes in length.

H861005. Robotics Sensor Notebook. (SF241) Write pseudo code, which includes at least one sensor activity. Include the code written and explain the code function. Codes can be submitted as a multimedia format uploaded to a cloud sharing service. Include a QR code with your project to allow judging access. Multimedia presentations should be 3 to 5 minutes in length. Videos can also be uploaded to a video streaming application and exhibitors MUST provide a hard copy QR code for viewing. Exhibitors should test their codes or links on several devices to check for appropriate permissions for public viewing.

H861007. Kit Labeled Robot (cannot be free programmed) and Notebook. (SF243) This class is intended for explorations of robotic components such as arms or vehicles OR educational kits marketed as robots that do not have the ability to be programmed to "sense, plan and act." The exhibit should include a notebook with the robot the youth has constructed. Included in the notebook should be: 1) a description of what the robot does, 2) pictures of programs the robot can perform, 3) why they chose to build this particular form, and 4) how the problem solved any issues they might have had during building and programming. A picture story of assembly is recommended. If a robot is more than 15" x 20" they may not be displayed in locked cases.

H861008. 3D Printed Robotics Parts. (SF244) This class is intended for 4-H members to create parts through 3D printing that help create their robot or aid the robot in completing a coded function. Project should include a 1) notebook describing the process used to create the project, 2) describing the success of your designed piece (did it work?), 3) intended use of the product, and 4) the modifications made to the item.

DIVISION 870: ELECTRICITY

MAGIC OF ELECTRICITY – UNIT 1 (Not State Fair Eligible)

H870009. Demonstration Board. Exhibit is to be prepared on a board that is 1/4" thick and 24" high x 32" wide. Exhibit may include a simple switch, simple fuse, and/or conductors/non-conductors. Be sure to include the appropriate labeling.

H870010. A Poster. That describes and explains any one of these concepts related to electricity: electrical materials appreciation of electricity, open and closed switches, and conductivity of materials. change to should exemplify one of the lessons learned in the Magic of Electricity project. Poster can be any size up to 28" x 22")

H870011. Design a Project. That demonstrates the capacity for

conductivity of materials.

INVESTIGATING ELECTRICITY – UNIT 2 (Not State Fair Eligible)

H870012. Build a Circuit Board. Exhibit should be a series or parallel circuit.

H870013. Build a Burglar Alarm.

H870014. Build a Rocket Launcher.

H870015. Telegraph Station. Exhibit must include one telegraph key and one telegraph sounder. The telegraph must be attached to a wooden base and wired to a battery to demonstrate its operation. Label the display and the major components.

H870016. Electric Toy Motors. Working model of an electric motor. The motor is to be of the 4-H Members designed should have the major parts labeled. A short, written description of how the motor works is to be included in a clear protective cover. No pre-manufactured electric motors will be accepted.

H870017. Toy Electric Motor Converted to DC or AC Generator. Exhibit is to consist of a toy electric motor shown in Unit II, converted to use as a DC or AC generator. Generator should be exhibited on base including a battery and a light bulb or Galvanism to demonstrate its operation. Title the exhibit and label the major parts.

H870018. A Poster. Describe and explain the purpose of the National Electrical Code.

H870019. A Poster. Illustrate how an electrical usage meter or a main service panel for a building works.

ELECTRICITY – UNIT 3

H870001. Electrical Tool/Supply Kit. (SF224) Create an electrical supply kit to be used for basic electrical repair around the house. Include a brief description of each item and its use. Container should be appropriate to hold items.

H870002. Lighting Comparison. (SF225) Display studying the efficiency of various lighting (incandescent, fluorescent, halogen, Light Emitting Diodes, etc.). Exhibit could be a poster display, or an actual item.

H870003. Electrical Display/Item. (SF226) Show an application of one of the concepts learned in the Wired for Power project. Examples include re-wiring or building a lamp, re-wiring or making a heavy-duty extension cord or developing an electrical diagram of a house. Exhibit could be a poster display, or an actual item.

H870004. Poster. (SF227) Poster should exemplify one of the lessons learned in the Wired for Power project. Posters can be any size up to 28" x 22".

ELECTRONICS – UNIT 4

H870005. Electrical/Electronic Part Identification. (SF228) Display different parts used for electrical/electronic work. Exhibit should show the part (either picture or actual item) and give a brief description, including symbol of each part and its function. Display should include a minimum of 10 different parts.

H870006. Electronic Display. (SF229) Show an application of one of the concepts learned in the Entering Electronics project. Examples include components of an electronic device (refer to p. 35 of the electronic manual).

H870007. Electronic Project. (SF230) Exhibit an electronic item designed by the 4-H Member or from a manufactured kit that shows the electronic expertise of the 4-H Member. Examples include: a radio, a computer, or a voltmeter.

Dawes County

Abstract & Title, Inc.

321 Bordeaux St. • Chadron

432-4840

We Support the

Dawes County Fair!

Photo by Eser Graham-Marski
winner of the 2025 Ag Banquet
Program Photo Award.

Hope to see you at the
139th Dawes County Fair
July 25–August 1!

WELCOME TO
Chadron
Chamber of Commerce

Learn the History. Explore the Beauty. Firsthand.

706 W 3rd • 308.432.4401
chamber@chadron.com
www.chadron.com

H870008. Poster. (SF231) Poster should exemplify one of the lessons learned in the Entering Electronics project. Posters can be any size up to 28" x 22".

DIVISION 880: GEOSPATIAL

H880001. Poster. (SF299) Create a poster (not to exceed 14" x 22") communicating a GPS theme such as How GPS or GIS works, careers that use GPS or GIS, how to use GPS, what is GIS, GPS or GIS in Agriculture, Precision Agriculture, or a geospatial topic of interest.

H880002. 4-H Favorite Places or Historical Site Poster. (SF299) The 4-H member identifies a favorite place or historical site (including grave sites) in Nebraska. Exhibit should include latitude and longitude, digital picture, and local area map. Poster size should not exceed 22" x 28".

H880003. GPS Notebook. (SF300) Keep a log of at least five places visited using a GPS enabled device. At least one site should be from a community other than where you live. For each site, record the latitude, longitude and elevation. Also include a description of the site, a paragraph explaining what was interesting about the site or finding it. Photos of each site and/or cache are optional but encouraged.

H880004. Geocache. (SF301) Assemble a themed geocache (physical geocache is REQUIRED with exhibit.) Each geocache should be a water-tight container. It should include a logbook and pencil for finders to log their visits and may include small trinket, geocoins, etc. for the finders to trade. Documentation should include a title, teaser description, and the geographic coordinates of intended placement. Register the site at geocaching.com, include a print-out of its registry. The entry may include a photograph of the cache in its intended hiding place.

H880005. Agriculture Precision Mapping. (SF302) 4-H members will assemble an 8.5" x 11" 3-ring notebook that will include a minimum of two digital copies of various data layers that can be used in precision agriculture to identify spatial patterns and/or correlations (printed copies of websites where applications can be purchased is acceptable). A report of how the analysis of the various data will be used to make a management decision.

H880006. 4-H History Map/Preserve 4-H History. (SF303) Nominate a Point of Interest for the 4-H History Map Project. Include copy of submitted form in folder or notebook. To nominate a site for the 4-H history map please go to <http://arcgis/1bvGogV>. For more information about 4-H history go to: http://www.4-hhistorypreservation.com/History_Map/. /For a step-by-

step video on nominating a point, please go to this link: <http://tinyurl.com/nominate4h>. Write a brief description (a minimum of one paragraph) of the historical significance of 4-H place or person. **H880007. GIS Thematic Map.** (SF302) Using any GIS software, create a thematic map. Thematic maps can utilize any subject of interest to the 4-H Member. Example map would be Amelia Earhart's or Sir Francis Drake's voyage, population density maps, water usage maps or 4-H project in Nebraska. Create GIS Map using data from books, and/ or internet. Use reliable data, (U.S. Center or U.S. Census Bureau etc.) Map any size from 8.5" x 11" up to 36" x 24", which should include Title, Base Map, Neat Line, North Arrow, and Legend. Identify the source of your information on the back of the map.

H880008. Virtual Geocache. (SF300) Keep a log of at least 5 places visited using a virtual geocache platform. At least one site should be from a community other than where you live. For each site, record the latitude, longitude and elevation. Also include a description of the site, a paragraph explaining what was interesting about the site or finding it. Photos of each site and/or cache are optional but highly encouraged.

DIVISION 900: SET PHYSICS/POWER OF WIND

Scoresheets, forms, contest study materials, and additional resources can be found at <https://go.unl.edu/ne4hphysics-powerofwind>.

Renewable Energy Resources:

- United States Department of Energy: <https://www.energy.gov/clean-energy>
- U.S. Energy Information Administration: <https://www.eia.gov/energyexplained/renewable-sources/>
- Natural Resources Defense Council: <https://www.nrdc.org/stories/renewable-energy-clean-facts>

H900001. Create and Compare Energy Resources Poster. (SF307) Poster should explore 2 Alternative/renewable energy resources. Compare and contrast the 2 resources including two of the following information: amount of energy created, costs of production, usability of the energy, pros/cons of environmental impacts, etc. Posters can be any size up to 28" x 22".

H900002. Experiment Notebook. (SF305) Notebook will explore the scientific method involving alternative/renewable energy sources. Information required. 1.) Hypothesis 2.) Research 3.) Experiment 4.) Measure 5.) Report or Redefine Hypothesis.

H900003. Solar as Energy Display/Poster. (SF308) Item should be the original design of the 4-H member Include the item, or a picture if item is in excess of 6 feet tall or 2 feet X 2 feet. Include a notebook of why the item was designed and how it harnesses the power of sun. Examples include solar ovens, solar panels, etc. **H900004. Water as Energy Display/Poster.** (SF308) Item should be the original design of the 4-H member. Include the item, or a picture if item is in excess of 6 feet tall or 2 feet X 2 feet. Include a notebook of why the item was designed and how it harnesses the power of water.

H900005. Wind as Energy Display. (SF308) Item should be the original design of the 4-H member Include the item, or a picture if item is in excess of 6 feet tall or 2 feet X 2 feet. Include a notebook of why the item was designed and how it harnesses the power of wind.

H900006. Other Nebraska Alternative Energy. (SF306) Notebook should explore Nebraska alternative energy source besides wind, water, and solar power. Include information on type of

power chosen, infrastructure for distribution, what resources are needed to create this alternative resource, cost of production, and potential uses of bio-products. Examples include geothermal, biomass, ethanol, biodiesel, methane reactors, etc.

DIVISION 911: WOODWORKING

- All articles exhibited must include a plan (with drawings or sketch or blueprint) stating dimensions and other critical instructions a builder would need to know to build the project and 4-H member's name & county.
- Plans may include narrative instructions in addition to the dimension drawings and include any alternations to the original plan. Part of the score depends on how well the project matches the plans. If the plans are modified, the changes from the original need to be noted on the plans.
- All plans used for making the article must be securely attached and protected by a clear plastic cover.
- 4-H member must be in Unit 3 or Unit 4 for the exhibit to be considered for State Fair.
- All projects must have appropriate finish. If the project (i.e. picnic tables, wishing wells, swings, chairs, bridges, doghouses, etc.) is designed to be used outside, it will be displayed outside.
- All outside projects MUST have supporting information placed in a protective bag to prevent damage from weather events such as rain and be ATTACHED to projects with string, zip ties, etc.

MEASURING UP –UNIT 1 (Not State Fair Eligible)

H911021. Build a Flower Box. Include your plan

H911022. Build a Letter Holder. Include your plan

H911023. Build a Picture Frame. Include your plan

MAKING THE CUT –UNIT 2 (Not State Fair Eligible)

H911024. Display of Wood Samples. Display at least 6 different wood samples, attach securely to a ¼" or 3/8" board, label each sample with tree species and type of wood (hard or soft),

H911025. Woodworking Tools Poster. Create a poster showing at least 6 tools used in woodworking. Label each tool with its name and general use.

H911026. Build a Napkin Holder. Include your plan

H911027. Build a Birdhouse. Include your plan

H911028. Build a Foot Stool. Include your plan

H911029. Build a Toolbox or a Sawhorse. Include your plan

H911030. Build an Article. Using at least 2 different hand tools, include your plan and what tools you used.

NAILING IT TOGETHER – UNIT 3

H911001. Woodworking Article. (SF91) Item should be made using either joints, hinges, dowels, or a dado joining made using skills learned in the Nailing It Together manual. Item is required to be appropriately finished. Examples include bookcase, coffee table or end table.

H911003. Recycled Woodworking Display. (SF91) Article made from recycled, reclaimed or composite wood. Article must be appropriately finished and/or sealed and utilize one or more woodworking techniques from page 2 of the Unit 3 manual. Exhibit must include the woodworking plan and a minimum one-page report of how the engineering design process was used to



Proud to Support 4-H!

Broasted Chicken • Burgers • Ice Cream & More!

Open Daily

308-665-1210

112 McPherson & Hwy 20, Crawford

Morford's Decorating Center

Carpet, Vinyl Flooring, Ceramic, Paint, Window Coverings, Tile


1250 W 6th St., Chadron, NE 69337

(308) 432-3149 • 1-800-736-3149

Email: info@morfordsdecorating.com

Good Luck Fair Participants!

MAIN STREET DENTAL



STEPHEN JOHNDREAU DDS

MELISSA JOHNDREAU DDS

374 Main Street | Chadron, NE 69337

(308) 432-5626

Daniel R. Johnson D.D.S.

259 King St., Chadron

308-432-5623

Monday & Tuesday:
8 a.m. – 12 p.m., 1:30-5 p.m.

Good Luck at the Fair!



develop the woodworking plan. Engineering Design Process: 1) State the problem (Why did you need this item?); 2) Generate possible solutions (How have others solved the problem? What other alternatives or designs were considered?); 3) Select a solution (How does your solution compare on the basis of cost, availability, and functionality?); 4) Build the item (What was your woodworking plan, and what processes did you use to build your item?); 5) Reason for article finish (What type of finish, how did you finish or why you chose this finish?); 6) Evaluate (How does your item solve the original need?); and 7) Present results (How would you do this better next time?).

H911004. Composite Wood Project. (SF96) 60% of the project must be wood and 40% made from other materials such as metal, rubber, resin, etc. All plans and plan alternations must be attached to the article. Protect plans with a cover. If project is designed to be outside, it is required to have appropriate outdoor finish because project may be displayed outside.

H911005. Outdoor Wood Project made with Treated Wood. (SF97) Treated wood projects DO NOT have to have a finished coating. All plans and plan alternations must be attached to the article. Protect plans with a cover. If project is designed to be outside. Examples include picnic tables, planters, outdoor furniture, etc.

H911006. Wood Projects. Created on a Turning Lathe (SF98) Article is the object created from spinning wood on a turning lathe. Article must be appropriately finished and/or sealed. Exhibit must include plans detailing design and process of completion, any changes made to the design, details of finishing techniques, and other relevant information about the article. Must include a description of tools used.

FINISHING UP – UNIT 4

H911007. Woodworking Article. (SF91) Item made using skills learned in the Finishing it Up project. Examples include dovetailing, making a pen using lathe, overlays, using a router, etc. Item is required to be appropriately finished.

H911008. Recycled Woodworking Display. (SF91) Article made from recycled, reclaimed, or composite wood. Article must be appropriately finished and/or sealed and utilize one or more woodworking techniques from page 2 of the Unit 4 manual. Exhibit must include the woodworking plan and a minimum one-page report of how the design and engineering process was used to develop the woodworking plan.

1. State the problem (Why did you need this item?)
2. Generate possible solutions (How have others solved the problem? What other alternatives or designs were considered?)
3. Select a solution (How does your solution compare on the basis of cost, availability, and functionality?)
4. Reason for article finish (What type of finish, how did you finish or why you chose this finish?)
5. Build the item (What was your woodworking plan, and what processes did you use to build your item?)
6. Evaluate (How does your item solve the original need?)
7. Present results (How would you do this better next time?)

DIVISION 920: WELDING

(All metal welding processes accepted.)

ARCS AND SPARKS

- A. All welds exhibited in Class 1 or 2 must be mounted on a 12" high x 15" long display board of thickness not to exceed 3/8-inch. Attach each weld on a wire loop hinge or equivalent, so the judge can look at the bottom side of the weld when necessary.
- B. Each weld should be labeled with information stated 1) type of welding process (stick, MIG, TIG, Oxy-Acetylene, etc.) 2) kind of weld, 3) welder setting, 4) electrode/wire/rod size, and 5) electrode/wire/rod ID numbers. **Attach a wire to display board so it can be hung like a picture frame. No picture frame hangers accepted.** If no plans are included with welding article or welding furniture, item will be disqualified.
- C. Reports should be written using the scientific method whenever possible: 1. Hypothesis 2. Research 3. Experiment 4. Measure 5. Report or Redefine Hypothesis. All reports should be computer generated and enclosed in a clear plastic cover. The reports should be attached securely to the display.
- D. All outside projects MUST have entry tag and supporting information placed in a protective bag to prevent damage from weather events such as rain and be ATTACHED to projects with string, zip ties, etc.

H920001. Welding Joints. (SF281) A display of one butt, one lap and one fillet weld. 1. All welds should be made with the same electrode/wire/rod size and number. 2. Welds should be made only on one side of metal so penetration can be judged. 3. Welds should be cleaned with a chipping hammer and wire brush. Apply a coat of light oil (penetrating oil) to the metal to prevent rusting. Wipe off excess oil. 4. It is suggested that all welds be of the same size and thickness as metal. These pieces referred to as coupons, should be 1.5- to 2-inches wide and 3.5- to 4-inches long. A good way to get this size is to buy a new cold rolled strap iron and cut it to length. The extra width is needed to provide enough metal to absorb the heat from the welding process and prevent the coupons from becoming too hot before the bead is completed. Narrower coupons will become very hot, making an average welder setting too cold at the bead start, just about right in the middle, and too hot at the end. The correct way to weld narrow strips is to make short beads and allow time to cool, however this project required a full-length bead. 5. Stick welding: Suggested coupon thickness – 1/4-inch if using 1/3-inch rod. Suggested rod-AC and DC straight or reverse polarity-first E-7014, second E-6013 6. MIG welding: Suggested coupon thickness – 1/4-inch if using .035 wire and 1/8-inch using .023 wire. 7. Oxy-Acetylene: Suggested coupon thickness 1/8-inch. Suggested rod 1/8-inch mild steel rod.

H920002. Position Welds. (SF281) A display showing three beads welded in the vertical down, horizontal and overhead positions. 1. It is suggested that all welds be of the same size and thickness of metal. These pieces are referred to as coupons. The welds can be on one coupon that is about 4" x 4" or on individual coupons that are about 2" x 4" and 1/4-inch thick. Suggested rods for this class of position welds for AC and DC straight or reverse polarity is, first E-6013, second E-7014 and E-6010 for DC reverse polarity only. 2. Welds should be cleaned with a chipping hammer and wire brush. Apply a coat of light oil (penetrating oil) to the metal to prevent rusting. Wipe off excess oil.

4-H Welding Project Tips and Suggestions: Classes 3 & 4:

1. All welds should be cleaned and protected from rust with paint or light oil. Plans are to be complete enough that if they were given to a welding shop, the item could be made without further instructions. Bill of materials should include a cost for all items used including steel, electrodes, paint, wheels, etc.

H920003. Welding Art. (SF283) Any art created using tack welds to hold the metal pieces together (examples include horseshoe projects). Type of welder, welder settings, all plans, plan alternations, and a bill for material must be attached to the article. Protect plans with a cover. If project is designed to be outside, it is required to have an appropriate outdoor finish.

H920004. Welding Article. (SF281) Any shop article where welding is used in the construction. 60% of item must be completed by 4-H member and notes regarding laser welding or machine welding must be included. Type of welder, welder settings, all plans, plan alternations, and a bill for material must be attached to the article. Protect plans with a cover. If project is designed to be outside, it is required to have an appropriate outdoor finish because project may be displayed outside.

H920005. Welding furniture. (SF282) Any furniture with 75% welding used in the construction. 60% of item must be completed by 4-H member and notes regarding laser welding, or machine welding must be included. Type of welder, welder settings, all plans, plan alternations, and a bill for material must be attached to the article. Protect plans with a cover. If project is designed to be outside, it is required to have appropriate outdoor finish because project may be displayed outside.

H920006. Plasma Cutter/Welder Design. (SF239) Plasma cutters/welders allowed for detailed design(s) to butt cut into metal. 4-H members will create a notebook describing the design process to create the "artwork" to butt but into the metal. Notebook should include: 1) A photo of the finished project (front and back). 2) Instructions on how the design was created (include software used), this allows for replication of the project. 3) Lessons learned or improvements to the project. 4) Steps to finish the project.

H920007. Composite Weld Project. (SF280) 60% of the project must be welded and 40% made from other materials such as wood, rubber, etc. Type of welder, welder settings, all plans, plan alternations, and a bill for material must be attached to the article. Protect plans with a cover. If project is designed to be outside, it is required to have an appropriate outdoor finish because project may be displayed outside.

Chadron Chiropractic, P.C. 279 Main Street • Chadron

Scott Johnson, DC, CCSP
308-432-3518
chadronchiro.com

Chadron Chiropractic, PC



Proud to support the
Dawes County Fair!

Whatever your game might be.



205 W. 2nd St., Chadron • 432-3454
Brad & Ann Hency, Owners
Good Luck at the Fair
Dawes County 4-H'ers!



1250 HWY 20 • Chadron
308-432-4504

- Red Diesel
- 24 Hour Trailer Parking
- Snacks
- Beer Cave
- Car Wash

See you at the Fair, Friends!

DIVISION 890: SMALL ENGINES - Not State Fair Eligible
WARM IT UP – UNIT 2

H890001. Small Engine Display/Item. Show an application of one of the concepts learned in the Warm It Up project. Examples include comparison of engine oil types, transmissions, or safety related to engines. Exhibit could be a poster display or an actual item.

TUNE IT UP – UNIT 3

H890002. Engine Display/Item. Display/Item should exemplify one of the lessons learned in the Tune It Up project. Examples include diagnostic tools, fuel systems, ignition systems. If a complete engine is exhibited, it will not be started. However, display needs to report process of building/rebuilding engine and how/where engine will be utilized (i.e., lawn mower, weed eater, snow blower, etc.).

DIVISION 891: RESTORED VEHICLE - Not State Fair Eligible

H891001. Restored Vehicle. A detailed report with pictures explaining the process used to restore or overhaul the vehicle is required. The vehicle may or may not be exhibited at the fair.

DIVISION 926: ROPE - COUNTY ONLY.

Each rope exhibit must be mounted on a board that is 1/4" thick, 24" high x 32" wide. Either manila or synthetic rope may be used. When halters are exhibited, the tie rope, plus a required second piece of rope must show any three of the following items: 1) end whipping, 2) eye splice, 3) crown splice, 4) rosebud knot, 5) Matthew Walker knot, or 6) diamond knot.

H926001. Rope Display. At least 10 and not more than 12 knots, hitches, and splices (include 2 splices) made of 3/8" rope. Include appropriate board title and item labels. The end of all ropes must be whipped, judging consideration will be given to difficulty of items

shown on the board.

H926002. Single Loop or Double Loop Halter. Sheep and Goats use 3/8" rope. See above requirements for halter exhibits.

H926003. Single Loop or Double Loop Halter. Cattle and horses use 5/8" or 3/4" rope. See above for halter exhibits.

H926004. Braided Rope. (Homemade) To be mounted on 24" x 32" rope board.

H926005. "You Design It" with Rope. To be mounted on a 24" x 32" rope board or not to exceed one exhibit area of 24" x 32", plastic or hemp rope.

H926006. "You Design It" with Rope – Horse Accessories. To be mounted on a 24" x 32" rope board or not to exceed one exhibit area of 24" x 32", plastic or hemp rope.

H926007. Other.

VETERINARY SCIENCE

Department H

Superintendent: Clint Phillips

**Junior Superintendents: Garrett Tollman, Bailey Sellman,
 Miranda Betson**

GENERAL INFORMATION:

- A. The purpose of a Veterinary Science exhibit is to inform the public about a common health problem of animals, a veterinary science principle or public health/zoonotic disease.
- B. A Veterinary Science exhibit may consist of a poster, notebook, or a display. The exhibit may represent material from exhibitors enrolled in Animal Disease or Animal Health. If photographs are to be part of the exhibit, remember that the public will view them. Make sure that the photographs are in good taste and will not be offensive to

anyone. Graphic photographs of excessive bleeding, trauma or painful procedures are not appropriate. For exhibits related to veterinary surgical procedures, aseptic techniques need to be shown, for example, use of drapes, use of sterile procedures, wearing of gloves, and other appropriate veterinary medical practices. All static exhibits must have received a purple ribbon at the County Fair to advance to the State Fair.

- C. **First-Aid Kits:** Because of public safety concerns and risk of theft of first-aid kit contents (veterinary drugs/equipment) with perceived potential for drug abuse, animal first aid kits containing any drugs or medications will be immediately disqualified and not displayed. First Aid kits wishing to include medication information should instead utilize written descriptions, photographs, drawings, computer generated printouts or empty packaging of pharmaceuticals.
- D. **Veterinary Science Posters:** This exhibit presents the viewer with a design that is simple and direct, unlike a display that usually presents more information. A poster should not exceed 22" x 28" and may be either vertical or horizontal.
- E. **Veterinary Science Displays:** A display may include but is not limited to: a 3-dimensional exhibit, a scale model, the actual product (for example: skeleton; teeth; samples of leather, fur, or dried skin damaged by disease or parasites) or a notebook. A display is not a poster. A display may be mounted on poster board not to exceed 22" x 28" or on 1/4-inch plywood or equivalent that does not exceed 24-inches high or 32-inches wide or in a 3-ring binder or another bound notebook format.
- F. **Appropriate Veterinary Science Topics:**
 - Maintaining health
 - Specific disease information
 - Photographic display of normal and abnormal characteristics of animals
 - Animal health or safety
 - Public health or safety
 - Proper animal management to ensure food safety and quality
 - Efficient and safe livestock working facilities
 - Or a topic of the exhibitors choosing related to veterinary medicine or veterinary science
- G. **Remember, since these are science displays, all references and information needs to be properly cited. Proper sources include but are not limited to: Professional journals and publications, professional AVMA accredited websites, interviews with Veterinarians and excerpts from Veterinary Educational Literature.

DIVISION 840: VETERINARY SCIENCE

H840001. 4-H Veterinary Science Large Animal Poster, Notebook or Display. (SF119)

H840002. 4-H Veterinary Science Small Animal/Pet Poster, Notebook or Display. (SF119)

CLOVER KIDS

Department J

**Junior Superintendents: Garrett Tollman, Bailey Sellman,
 Miranda Betson**

Any youth ages 5 to 7 by January 1 who is enrolled in Clover Kid



Bloom
Flowers, Gifts and
Boutique

308-432-6971

219 Main Street, Chadron, NE

Wendy Chasek, Owner • Cassie Pappas, Manager

Agriculture Lending

Operating Loans • Capital Expansion • Refinancing



Homestead Bank
your journey. your bank.



Member
FDIC

through 4-H online is eligible to enter exhibits in this division. All exhibits are noncompetitive and will receive participation ribbons with no premium money. Projects are not eligible for State Fair. Clover Kid Entry forms are due July 1 to the Extension Office.

DIVISION 200

Home Environment-A SPACE FOR ME

J200001. Storage Container.

J200002. Getting a Feel for Texture.

J200003. Wall Hanging.

J200004. You Create It. Open to creative home environment projects using any home base material

TEXTILES

J200005. Decorate a Shirt.

J200006. Accessory.

J200007. Simple Needlebook or Pin Cushion.

C410001. Fashion Show.

Citizenship-FAMILY CELEBRATIONS AROUND THE WORLD

J200008. Family Celebration Mini Poster.

J200009. Photo Memory Box or Scrapbook Page.

J200010. Family Tree.

J200011. Citizenship "See What I Can Do".

OUTDOOR DISCOVERY

J200012. Bird House or Bird Feeder.

J200013. Insect Model.

J200014. Steppingstone.

J200015. Weather or Safety Poster.

J200016. Plaster Cast of Nature.

J200030. Gardening.

AEROSPACE ADVENTURES 1

J200017. Create a flying machine. (rocket, airplane, etc.)

J200018. Legos.

J200019. Windsock.

J200020. Kite.

Healthy Lifestyles-MAKING FOOD FOR ME

J200021. Healthy Snack.

J200022. Cookies.

J200023. No Bake Cookies.

J200024. Making Food for Me Placemat.

Expressive Arts-THEATER ARTS

J200025. Homemade Puppet.

J200026. Photography Exhibit.

J200027. Strike up the Band. Create musical instrument

J200029. Presentation.

16.1.3

- A. Animals and animal subject matter can contribute to Clover Kids objectives. However, for safety, liability, and competitive reasons often associated with livestock shows, some restrictions are necessary to maintain Clover Kids program objectives. <https://4h.unl.edu/policy-handbook/section-16>
- B. Children eight and under often lack the mental and physical skills for controlling and understanding the strength of large animals (Livestock Conservation Institute, 1994).
- C. Young children may lack the strength, balance, and attention span to adequately manage large animals (American Medical Equestrian Association, 1993).
- D. Because of these reasons, Clover Kids programs involving live animals must adhere to the following:
1. Exhibition only includes enrolled 4-H Clover kid members, 4-H does not sponsor or support peewee events or exhibition. Peewee referring to non-4-H age youth.
 2. Exhibition includes discussions with youth based on their knowledge of the care and raising of the animal.
 3. Exhibitors show in a non-competitive setting for participation only.

4. Age, size, and temperament of animal projects must be appropriate for the 4-H member's age and size.
5. Horse projects and/or horseless projects are not allowed or an option for Clover kids. They are not allowed to handle, ride, or participate in or at 4-H events.
6. Calves or other animals weighing more than 350 pounds at time of show are not allowed or appropriate for this age group.
7. Animals that are appropriate for this age group include Bucket Calf, Sheep, Swine, Goat, dog, poultry, and Rabbit, cat, and companion animals.
8. There will be one adult/teen volunteer present for every Clover Kid member that is handling or exhibiting animals. This applies to all animal projects.
9. Exhibitors in this age group are not allowed to participate with their animal in a livestock sale or sale

or premium auction.

- E. **Animal Identification:** If animal is not already identified through another 4-H member Animal Affidavit, Clover Kid must turn in affidavit for their animal by June 15.

EXPLORING ANIMALS

J200028. Animal Display.

G69000C. Cat Showmanship.

G10000C. Companion Animal Showmanship.

G70000C. Dog Showmanship.

G08000C. Rabbit Showmanship.

G07000C. Poultry Showmanship.

G02800C. Sheep Showmanship.

G05800C. Goat Showmanship.

G03500C. Swine Showmanship.

G005004. Bucket Calf Showmanship.

DAWES COUNTY
YOUTH RODEO
Chadron, NE

Let's Rodeo!
July 28, 2025

2025
Sponsors

THANK YOU to all our
sponsors that make this rodeo
possible.

Premier
Sponsors

❖ Dustin White Irrigation

❖ The Ridge

❖ Pine Ridge Oil

❖ Dawes Co. Ag Society

❖ Big Bats

❖ C & C Brunsch
Quarter Horses

All Around Buckle Sponsors

❖ Wahlstrom Ford- Mutton Busting

❖ Soester Trucking- Sr. Boys All Around

❖ Total Quality Field Services- Sr. Girls All Around

❖ Chadron Insurance- Int. Boys All Around

❖ Platte Valley Bank – Int. Girls All Around

❖ Vonda and Neal Soester- Jr. Girls All Around

❖ Riomax: Boone & Nadene Huffman- Jr. Boys All Around

Hard
Luck
Award

Diamond
Jack's
Corner Bar
Doug and
Sandy Budd

Event Sponsors

❖T. Connell Trucking

❖Security First Bank

❖Alan Connell Livestock

❖Herren Brothers True
Value

❖Rough & Rowdy
Designs

❖Beguín Enterprises

❖Cher Reeves

❖Quinn Cow Company

❖ 4 E's
Bemer, Equine Therapy &
Hay Chix Dealer

❖Tommy's Car Lot

❖Nebraska Bank

❖Quality Tire

❖Bauerkemper's

❖Fire and Ice
Mechanical

Thank You to our 2025 Fair Sponsors

Remember to acknowledge these individuals, organizations,
and businesses for their support to
Dawes County Youth and Sponsorships!

Horse

Champion Halter Horse	Jeremy Walters Memorial
Champion Mare & Foal	Don & Stephanie King
Green Broke – 2 Year Olds	Furst-McNess Feeds
	Bruce & Marie Wohlers
Green Broke – 3 Year Olds	Barry & Laurie Stewart
Horsemanship – Junior	Eagle Chevrolet
Horsemanship – Intermediate	Crawford & Chadron Companion
	Animal Clinic
Horsemanship – Senior	OPEN FOR SPONSORSHIP
Barrels – Junior	Joe & Terri Lemmon Family
Barrels – Intermediate	Chadron Veterinary Clinic
Barrels – Senior	Neal & Vonda Soester
Poles – Junior	OPEN FOR SPONSORSHIP
Poles – Intermediate	Neal & Vonda Soester
Poles – Senior	OPEN FOR SPONSORSHIP
Dawes County Pattern – Junior	Corn Valley 4-H Club
Dawes County Pattern – Intermediate	Furst-McNess Feeds
	Bruce & Marie Wohlers
Dawes County Pattern – Senior	OPEN FOR SPONSORSHIP
Trail Horse – Junior	Security First Bank - Crawford
Trail Horse – Intermediate	Randy & Lynn Mathis
Trail Horse – Senior	OPEN FOR SPONSORSHIP
Ranch Horse Western Pleasure – Junior	Dixie Korkow
Ranch Horse Western Pleasure – Intermediate	Chad & Crystal Brunsch
Ranch Horse Western Pleasure – Senior	OPEN FOR SPONSORSHIP
Ranch Horse Reining – Junior	Dixie Eaton Memorial
Ranch Horse Reining – Intermediate	Dixie Eaton Memorial
Ranch Horse Reining – Senior	Eagle Chevrolet
Working Ranch Horse – Junior	Chad & Crystal Brunsch
Working Ranch Horse – Intermediate	Dixie Korkow
Working Ranch Horse – Senior	Crawford & Chadron Companion
	Animal Clinic
Dummy Roping – Junior	Chad & Crystal Brunsch
Dummy Roping – Intermediate	Soester Trucking
Breakaway Roping – Junior	Ericcka Lans
Breakaway Roping – Intermediate	Kelly & Tami Dyer
Breakaway Roping – Senior	Soester Trucking
Showmanship – Junior	Farm Credit Services of America
Showmanship – Intermediate	Farm Credit Services of America
Showmanship – Senior	Farm Credit Services of America
All Around Horse – Junior	OPEN FOR SPONSORSHIP
Reserve All Around Horse- Junior	Rivers Edge Cattle-
	Seth & Courtney Terrell
All Around Horse – Intermediate	Crawford & Chadron Companion
	Animal Clinic
Reserve All Around Horse- Intermediate	Marty's Tire & Autobody
All Around Horse– Senior	Renee DeHaven
Reserve All Around Horse- Senior	Rhett Lesmeister
All Around Hand – Junior	Chad & Crystal Brunsch
Reserve All Around Hand- Junior	Jeremy Walters Memorial

All Around Hand – Intermediate
Reserve All Around Hand- Intermediate
All Around Hand – Senior
Reserve All Around Hand- Senior

Grand Champion Carcass
Champion Bottle Lamb
Champion Feeder Lamb
Champion Ewe
Champion Ram
Champion Pen of Three
Champion Market Lamb
Reserve Champion Market Lamb
Champion Rate of Gain Lamb
Sheep Showmanship – Junior
Sheep Showmanship – Intermediate
Sheep Showmanship – Senior

Grand Champion Carcass
Grand Champion Breeding Goat

Grand Champion Market Goat

Reserve Champion Market Goat
Champion Feeder Goat Meat
Champion Dairy Goat
Reserve Champion Dairy Goat

Champion Dairy Goat—Breeding
Champion Rate of Gain – Goat

Goat Showmanship – Junior

Dairy Goat Showmanship- Junior
Goat Showmanship – Intermediate
Dairy Goat Showmanship- Intermediate
Goat Showmanship – Senior
Dairy Goat Showmanship- Senior

Champion Beginning Novice A
Champion Beginning Novice B
Champion Novice
Champion Graduate Novice
Champion Agility
Champion Best of Show
Reserve Champion Best of Show
Dog Showmanship – Junior
Dog Showmanship – Intermediate
Dog Showmanship – Senior

Champion Rabbit
Reserve Champion Rabbit
Grand Champion Rabbit Meat Pen
Showmanship – Junior
Showmanship – Intermediate
Showmanship – Senior

Sheep

Kelly & Tami Dyer
Jeremy Walters Memorial
Soester Trucking
Jeremy Walters Memorial

Rhett Lesmeister
Rick & Deb Lien
Hughbanks Farm
Butler Ag Equipment
Dale & Phyllis Eitemiller
Bob Hawthorne
Hughbanks Farms
Chadron Insurance
Butler Ag Equipment
Farm Credit Services of America
Farm Credit Services of America
Farm Credit Services of America

Goat

Kris & Jenny Pyle
Nebraska Sheep & Goat Producers
Association
M & N Sheep & Goats-Connie Moore &
Bronc & Melissa Nicholson & Family
Kris & Jenny Pyle
Chesley Family
Hughbanks Farm
M & N Sheep & Goats-Connie Moore &
Bronc & Melissa Nicholson & Family
Ericcka Lans
M & N Sheep & Goats-Connie Moore &
Bronc & Melissa Nicholson & Family
M & N Sheep & Goats-Connie Moore &
Bronc & Melissa Nicholson & Family
Tim & Vicki Milner & Family
Kris & Jenny Pyle
Dillon & Bailey Lesmeister & Family
Nebraska Bank
In Memory of Walt & Lola Speirs

Dog

Sprinklers Solutions
In Memory of Walt & Lola Speirs
Sprinkler Solutions
Herren Bros. True Value
Security First Bank - Chadron
Tim & Vicki Milner
Chris & Julie Garrett & Girls
Tim & Vicki Milner
TJ & Lori Storbeck
Tim & Vicki Milner

Rabbit

Dennis & Geraldine Brott
Pat Speirs
Iron Wheel Rabbitry
Pat Speirs
Justin & Tami Tollman
Bobcat of Chadron

Poultry

Champion Poultry
Reserve Champion Poultry

Grand Champion Poultry Meat Pen
Showmanship – Junior
Showmanship – Intermediate
Showmanship – Senior

Cat

Champion Cat
Reserve Champion Cat
Special Recognition Awards
Showmanship – Junior
Showmanship – Intermediate
Showmanship – Senior

Companion Animal

Champion Companion Animal
Reserve Champion Companion Animal

Exotic Animal

Champion Exotic Animal
Reserve Champion Exotic Animal

Swine

Grand Champion Carcass
Champion Market Barrow
Champion Market Gilt
Champion Market Swine
Reserve Champion Market Swine
Champion Pen of Three
Showmanship – Junior
Showmanship – Intermediate
Showmanship – Senior

Beef

Grand Champion Carcass
Champion Bucket Calf
Champion Breeding Heifer – British
Champion Breeding Heifer – Exotic
Grand Champion Breeding Heifer
Grand Champion Breeding Bull

Champion Stocker Feeder – Heifer
Champion Stocker Feeder – Steer
Grand Champion Stocker Feeder
Champion Rate of Gain – Steer
Champion Rate of Gain – Heifer
Champion Market Heifer-British
Champion Market Heifer-Exotic

Champion Market Beef – Heifer
Champion Market Steer – British
Champion Market Steer - Exotic
Champion Market Beef - Steer

Grand Champion Market Beef
Reserve Champion Market Beef
Showmanship – Junior
Showmanship – Intermediate
Showmanship – Senior

Gerald & Anita Boeselager
Rivers Edge Cattle-
Seth & Courtney Terrell
Dillon & Bailey Lesmeister & Family
Tim & Vicki Milner & Family
Sprinkler Solutions
Justin & Carey Madsen Family

Hannah Walker
In Memory of Chris Speirs
Gerald & Anita Boeselager
Tim & Vicki Milner & Family
Polaris of Chadron
Tim & Vicki Milner & Family

OPEN FOR SPONSORSHIP
Dillon & Bailey Lesmeister & Family

Kelly & Dusti Walker
Dillon & Bailey Lesmeister & Family

Adam & Jodi Sellman
Huffman Land & Cattle-Boone & Nadene
Justin & Carey Madsen Family
Platte Valley Bank
Ethan & Kylee Skinner
Pat Speirs
Farm Credit Services of America
Farm Credit Services of America
Farm Credit Services of America

Jersild Bros Repro.
Chris & Julie Garrett & Girls
Butler Ag Equipment
Mike Chesley Fencing
Platte Valley Bank
Beguin Enterprises, LLC;
DBA Beguin Propane
Rick & Deb Lien
Legacy Coop
Homestead Bank
Jersild Angus
FNBO
Security First Bank-Chadron
Beguin Enterprises, LLC;
DBA Beguin Propane
Neal & Vonda Soester
Chadron Motor Company
FNBO
Sellman Ranch Show Cattle-
Ryan, Sandi, Kendall & Reid
Dave & Dena Paris
Butch & Gail Sellman
Platte Valley Bank
Marc & Judy Vahrenkamp
Platte Valley Bank

Dairy Cattle

Champion Dairy
Reserve Champion Dairy
Showmanship – Junior
Showmanship – Intermediate
Showmanship – Senior

Champion Large Animal
Champion Small Animal

Communications Event – Speech/PSA/Presentation

Champion Speech – Senior
Champion Speech – Intermediate
Champion Speech – Junior
Champion PSA – Senior
Champion PSA – Intermediate
Champion PSA – Junior
Champion Presentation

Champion Beef Herdsman
Champion Sheep Herdsman

Champion Swine Herdsman
Champion Goat Herdsman
Champion Rabbit Herdsman

Champion Poultry Herdsman

Champion Horse Judging—Senior
Champion Horse Judging—Intermediate
Champion Horse Judging—Junior

Champion Livestock Judging – Senior
Champion Livestock Judging – Intermediate
Champion Livestock Judging – Junior

Champion FCS Challenge—Senior
Champion FCS Challenge—Intermediate
Champion FCS Challenge—Junior

Champion Range Judging—Senior

Champion Range Judging—Intermediate
Champion Range Judging—Junior

Communication and Expressive Arts

Senior Champion
Intermediate Champion
Junior Champion
Overall Communication & Expressive Arts Champion
Reserve Overall Communication & Expressive Arts Champion

Consumer and Family Sciences

Senior Champion
Intermediate Champion
Junior Champion
Overall Consumer & Family Sciences Champion

Robert & Kris Vahrenkamp
Dyer Ranch
Farm Credit Services of America
Farm Credit Services of America
Farm Credit Services of America

Farm Credit Services of America
Ron & Marisa Betson

In Memory of Walt & Lola Speirs
Corn Valley 4-H Club
Happy Hustlers 4-H Club
Crawford Clipper – Harrison Sun
Dyer Ranch LLC – Mike & Bev Dyer
Crawford Clipper – Harrison Sun
John & Kim Madsen

Herdsmanship

T. Connell Trucking
Nebraska Sheep & Goat Producers
Association
Wahlstrom Ford, Inc.
Ericka Lans
Beguin Enterprises, LLC;
DBA Beguin Propane
Beguin Enterprises, LLC;
DBA Beguin Propane

Horse Judging

Rick & Deb Lien
Soester Trucking
OPEN FOR SPONSORSHIP

Livestock Judging

Butler Ag Equipment
Butler Ag Equipment
Ericka Lans

Life Challenge Quiz

Randy & Lynn Mathis
Fisher Snow Removal
Chadron Insurance

Range Judging

Sellman Hay & Spray –
Richard & Annie Sellman
Jay & Erica Bruns
McEwen Tree Service

Hencey Plumbing & Hydronics
Hencey Plumbing & Hydronics
OPEN FOR SPONSORSHIP
Hencey Plumbing & Hydronics
Jay & Erica Bruns

Morgan Schommer
Kevin & Brooke Keim
Chadron Motor Company
Chadron Insurance

Reserve Overall Consumer & Family Science Champion

Brooke & Kevin Keim

Environmental Ed. & Earth Sciences

Senior Champion

David & Phyllis Carlson

Intermediate Champion

Tim & Vicki Milner & Family

Junior Champion

David & Phyllis Carlson

Overall Environmental Ed & Earth Science Champion

Don & Stephanie King

Reserve Overall Environmental Ed & Earth Science Champion

Jay & Erica Bruns

Healthy Lifestyles Education

Senior Champion

Family & Staff of Dr. Dan Johnson

Intermediate Champion

Robert & Kris Vahrenkamp

Junior Champion

Ron & Marisa Betson

Overall Healthy Lifestyles Champion

OPEN FOR SPONSORSHIP

Reserve Overall Healthy Lifestyles Champion

John & Kim Madsen

Creative Cakes

Senior Champion

Robert & Kris Vahrenkamp

Junior Champion

Robert & Kris Vahrenkamp

Overall Creative Cakes Champion

In Memory of Chris Speirs

Reserve Overall Creative Cakes Champion

Chris & Julie Garrett & Girls

Plant Science

Senior Champion

Neal & Vonda Soester

Intermediate Champion

Security First Bank - Chadron

Junior Champion

David & Phyllis Carlson

Overall Plant Science Champion

Highland Huddlers 4-H Club

Reserve Overall Plant Science Champion

Roudy Schommer

Science & Technology

Senior Champion

Modern Farm Equipment

Intermediate Champion

Boone & Nadene Huffman Land & Cattle

Junior Champion

Ericka Lans

Overall Science & Technology Champion

In Memory of Gary Fisher-

Matt & Jessica Fisher

Reserve Overall Science & Technology Champion

Neal & Vonda Soester

Leather

Champion Leather

Boone & Nadene Huffman Land & Cattle

Reserve Champion Leather

Uncle John's Leather- John Scherbarth

Fashion Show and Clothing

Senior Champion Stylist

Dawes County FCE

Intermediate Champion Stylist

Grassland Leather by Jady Tidyman

Junior Champion Stylist

Robert & Kris Vahrenkamp

Senior Champion Clothing Construction

Bob Hawthorne

Intermediate Champion Clothing Construction

Jon & Stephanie Cogdill

Junior Champion Clothing Construction

Jon & Stephanie Cogdill

Senior Champion Creative Clothing

OPEN FOR SPONSORSHIP

Intermediate Champion Creative Clothing

Dawes County Abstract

Junior Champion Creative Clothing

Buzz & Rosalene Tollman

Overall Clothing Construction Champion

Jon & Stephanie Cogdill

Reserve Overall Clothing Construction Champion

Neal & Vonda Soester

Quilt

Champion Quilt

Bob Hawthorne

Reserve Champion Quilt

Dillon & Bailey Lesmeister & Family

Thank you....to all the businesses whose advertising made it possible
to provide this book free to the public!

“Chick-in to 4-H at the Dawes County Fair!”

Congratulations Tinley Lesmeister for the winning Fair Theme!

**Crawford Clipper~
Harrison Sun LLC**



**308-665-2310 • 427 2nd Street, Crawford
crawfordclipper@gmail.com**

Interested in advertising and showing your support next year, contact the Clipper-Sun Office to get on the list.

**139th Annual
Dawes County Fair
July 25-August 1, 2025
Proud to Support 4-Hers!
It's been an enjoyable experience!**

**'Your Hometown Newspaper'
Proudly Covering Dawes & Sioux Counties**

**Give us a call to
Start a subscription today!**