

自然により近づく。



Reconnecting You with Nature.

Spending time with nature can benefit our whole self - physical, mental and spiritual. If we can harness the power of nature in our everyday lives, it makes everything better.

I N
O atelier
U T



Prelude

The past two years has tested and challenged us in many ways that we could ever have imagined. Every day feels the same yet completely different at the same time. It has (to a certain extent) taken a toll on our physical and mental health.

And it is vital that we take time to indulge ourselves in nature both indoor and outdoor. Take some time to reconnect with nature, take part in activities that expose us to natural stimuli, it helps to improve our mood, reduces stress and promote mental and physical health. That's

why for the upcoming year in 2022, InOut Atelier is stepping up to include hands-on activities such as DIY (Do it yourself) kits, workshops and product and services that alleviate moods while greening up your indoor spaces.

Take some time to explore our 2022 digital catalogue to find inspiration for your home, or a bespoke gift for your friends and family this year. The catalogue will progressively be updated throughout the year. So do remember to check back with us every now and then! Enjoy!

Table of Content


- 1 **Terrarium**
- 2 **Mossframe**
- 3 **Workshop**
- 4 **Gift & Festive**



Terrarium

While overseas travelling is still restrictive and precarious, we understand the frustration everyone is going through. Thus, the next best alternative is to immerse yourself in a miniature landscape that mimics and represents the country you miss dearly.

The terrariums we build here at InOut Atelier are unique and bespoke. We focus heavily on the usage of mosses to sculpt natural landscape and places a high emphasis on scale and proportion. The final outcome is nothing less than an immersive landscape. They are best experienced when you bring yourself up close at eye level and imagine yourself as a figurine exploring the spaces of the terrarium from the inside-out.



Goju-No-To Terrarium
 Dimensions: D 21cm x H 31cm
\$\$ 400.00




Fae Terrarium
Comes with S, M, L
fr. S\$ 20.00



Appreciating the Beauty from the Inside-Out

To appreciate the landscape of the terrarium fully, one has to imagine themselves as a tiny figurine exploring the space from within. This spatial experience can be further enhanced by using scaled figurines. A good and detail figurine is much more than just a decorative item, they become a whimsical representation of moments



Botanical Postcard
1 Set - 30 assorted pieces
S\$ 22.00



Artificial tree figurines are used to create a more picturesque landscape instead of live plants. They help to reduce the common issues of terrarium maintenance and eliminate any chances of failure that the typical terrarium with plants may possess.

しんりんよく
森林浴。



Cooler
Dimension: D 20cm x H 45cm
fr. **S\$ 250.00**



Fae Terrarium
Comes with S, M, L
fr. **S\$ 20.00**



Cookie Jar
Dimension: D 17cm x H 20cm
S\$ 175.00

Appreciating the Terrarium from the Outside-In

Terrariums can be seen as an alternative to the usual plant display in our indoor space and can be grown together with your plants if the conditions are right for both of them. They can add some vibrancy to your space as a centrepiece if the size is bigger than the rest of your other decoration piece. Or they could complement your indoor setting in the background.





Living with Terrarium

Terrariums are great for people living in small spaces or for those who just love green. They are low-maintenance, space-saving and simply beautiful, making them great additions to any home or business. They can last anywhere from several years or even longer, if well maintained. They also make exceptional gifts for weddings, anniversary, housewarming or even birthday present.





Laser Lid Terrarium
Comes with S, L
fr. **S\$ 60.00**




Bell Jar Terrarium
Dimension: D 10cm x H 16cm
fr. **S\$ 60.00**



Xtra Large Moss Bowl
Dimension: D 26cm x H 29cm
fr. S\$ 330.00

Terrarium Lamp
Comes in 2 sizes
fr. S\$ 25.00

自然と共に生きる。



Apothecary Jar
Dimension: D 15cm x H 18cm
fr. S\$ 110.00



Xtra Large Moss Bowl
Dimension: D 26cm x H 29cm
fr. **S\$ 380.00**

Bringing Japan Indoor

We love everything Japan, the culture, food and scenery. And we find ourselves heavily influenced by their way of life even in a miniature world. The landscape we create mimic that of a Japanese landscape, which includes elements such as rocks, water, trees, buildings, gates, and fences. It is important to remember that the garden itself is a combination of elements - no single one is most

important. And thus, it is about striking a balance in the build of the terrarium; The hardscape vs the softscape. The built of the Japanese terrarium are just the first step of a longer journey. The remainder of that journey consists of caring and watching over the mosses and ensuring that they grow healthily.





苔テラリウム
作り方。

Terrarium Upkeep

The frequently asked questions we got with regards to terrarium upkeep are, “how do I maintain it?”, “They are self-sustaining, which means no maintenance required?”. Terrariums are indeed low in maintenance, but not ‘no’ maintenance. There is a very big difference and this difference is usually the main cause of failure.

The terrariums from InOut Atelier are made with the intention of gifting, which means they are made to be cared for easily by anyone and everyone. Having said that, there are some golden rules to abide to ensure the longevity of your terrarium.



Xtra Large Moss Bowl
Dimension: D 26cm x H 29cm
fr. S\$ 330.00



Light & Shade

Humidity is a default and natural occurrence that you should see in your terrarium. This humidity will eventually contribute to the condensation you see inside the terrarium. And the condensation when becomes dense, will form into water droplets, which 'waters' the terrarium making them self-sustainable.

It is normal to see the terrarium fogging up as it means that the natural mechanism of the mosses is still working hard. It does tend to get a little overwhelming when the fogging starts to affect visibility. Leaving the terrarium lid slightly ajar will help to allow ventilation into the terrarium and opportunity for the excessive moisture to evaporate. It is a good practice to do this once in a while as it helps to regulate the stagnant air too.

For more information on the topic of Humidity and Condensation, you may click [here](#) for more detail.

Light & Shade

The terrarium we build here at InOut Atelier must be kept indoor and in a bright environment, strictly away from direct sunlight. Prolong exposure to direct sunlight or any constant heat draft will result in mosses drying up and turning yellow overtime. To clarify, light is actually good for the mosses in a terrarium. The brighter it is the better the plants can generate food for themselves through chlorophyll.

And chlorophyll is the natural compound found in a green plant that give them their colour. If the terrariums are kept in places that are too dark for their own good, they will start losing their green pigment and turn dull, almost looking malnutrition. It will affect the overall aesthetic of the terrarium and needless to say, the condition of the mosses. If you have to place the terrarium in a spot that denies them the light that they need, the very least you should do is to purchase a light source for your terrarium which is available on our [webstore](#) too.

For more information on the topic of Light and Shade, you may click [here](#) for more detail.

Irrigation

Watering is important for terrarium. The humidity within the terrariums creates a comfortable environment for the mosses to do well. But the condensation around the inner terrarium is not sufficient to water the mosses thoroughly. Touch the moss once every two weeks to see if they are moist, and water your terrarium only if they feel slightly dry to the touch. Once every two weeks is a good frequency and a healthy routine check on your terrarium. Use a spray bottle to water the mosses making sure they are moist (but not wet), and water them with non-chlorinated water or distilled water.

For more information on the topic of Irrigation, you may click [here](#) for more detail.





Terrariums are an extension to the larger world we live in. The small scale of terrariums offers the opportunity to create something that is real and unreal at the same time. Terrarium gives those who makes them and those who owns them, to some degree, a sense of control in the chaotic and fast changing world we live in.

Mosstallation (Moss + Installation)

A preserved mosstallation is a botanical art that can fit into most indoor spaces. The preserved mosses are soft to the touch, and nestled close together to create depth, creating a three-dimensional illusion on the wall. Carefully handpicked from the forest of Northern Western Europe and shipped over to Singapore. Our preserve mosses are 100% naturally preserved individually by our dedicated team to ensure quality control.



Why you should have one for your indoor space?

Zero Maintenance

The Mosstallation do not require any form of maintenance such as daily irrigation, direct daylight, and excessive humidity that a typical houseplant will require. They do not grow, and thus do not require any form of monthly maintenance like a regular plant too. This also mean that there is no need for pruning.

Customisable

Size, design, materials and colors, the sky is the limit, with our cutting-edge laser engraving technology, we are able to personalised the Mosstallation to include some personal touch. Regardless if it's a logo, biblical verses, captions or quote. Our in-house designers will definitely meet your design expectations.

Aesthetic

Any blank walls or unsightly services that you're considering to conceal? Our Mosstallation will definitely be a conversation starter and a show stopper. They will create a good indoor ambience and experience for people around. Not forgetting a good photo taking backdrop.

Acoustic Properties

The thick cushion mosses help to absorb the sound in the room, dampening noises and greatly reducing noises travelling out of the room. Our mosstallation is a good alternative to the conventional product solution that you can find in the market.

Biophilic

Biophilia is the innate and genetically determined affinity of human beings to the natural world. Studies have shown that a lack of biophilia will affect our productivity, mental well-being and societal relationship with one another, and as a result, induces stress. Surrounding yourself with greeneries will help you relax and take the stress away while at the same time a more cohesive environment to live in.




Learn how to preserve mosses and create an awesome masterpiece for your indoor environment. The Moss-It-Yourself kit is a great bonding and stimulating activity for friends and families alike. Parents supervision are advised for kids under 10 years old.



Things to note:

- The Preservation Solution contains fabric dye DO NOT ingest, wear a pair of gloves and handle with care.
- This product contains unpreserved mosses that requires you to manually preserve the mosses (optional).
- The preservation process may take 2 to 3 weeks. But sufficient preserved mosses are already provided to complete your Moss-it-Yourself project nonetheless.
- The preservation outcome will vary according to temperature and humidity level where it is left to saturate.
- All materials and tools are provided



Moss-It-Yourself Box
Dimension: 35cm x 35cm x 10cm
S\$ 110.00

Step 1



Remove wooden frame and organise all materials provided. And think of an interesting composition with the them.

Step 2



Lay the mosses out, bearing in mind the shape and sizes of the mosses

Step 3



Lay the cork bark together with the mosses. They can be broken to smaller pieces if needed.

Step 4



Complete the rest of the composition with the mosses. Take note of how the colours & texture of the mosses blends with each other to create a more cohesive design.

Step 5



Once the composition is set, you may use the hot glue gun to mount the mosses on permanently.

Step 6



Apply some hot glue melt on the end of the drift wood and insert them between the mosses gap to give your art work some depth and three dimensions.

We understand that many people are spending more time at home than ever, and are eager to find a creative outlet, but at the same time, not keen to leave the safety of their home. That's why for this year, we made our preserved mossframe into DIY kits so that you can bring this activity home. Spend some quality time with your families, or make this a special gift for your friends. They will love it!

If you're feeling a little adventurous, and wanted to add a little splash of colours on your Preserve Moss-frame, you might want to consider getting additional reindeer mosses from our webstore.

Each box comes with 80g of reindeer mosses that has some good significance coverage for your Moss it yourself kit. Or simply purchase them for new interesting project on your own!



Reindeer Moss (80g)
S\$ 9.00

Zero Maintenance Mossframe

Yes, they are truly indeed zero maintenance, but it doesn't mean that they can be placed anywhere. Some conditions have to be met in order to keep the mosses looking green and fresh.

Do keep them strictly indoor and away from direct sunlight, do not water them and do not place them in places with high humidity such as the toilets and shower room. They will last for a very long time as long as these few conditions are provided.





Note: Photo taken before the pandemic.

Workshop

Rekindle with nature through a fun, interactive and educational workshop with your friends and loved ones. We have years of experience in doing what we love and we take pride in the skills and knowledge we have acquired over the years. We love to teach and are strong advocates of bringing greenery indoors. Join us for a fun-filled weekend! Do explore the range of workshops we provide below.

1. TERRARIUM WORKSHOP

Our experience with terrarium building started way back in 2008, that's more than 10 years of experience condense into a two-hour session! You're definitely in for a treat! We hold public workshops on the weekends in our studio and corporate workshop for clients at the venue of choice.

2. PRESERVE MOSSFRAME WORKSHOP

A preserved moss installation is a botanical art that can fit into most sorts of indoor spaces. The preserved mosses are soft to the touch, nestled close together to create depth, creating a three-dimensional illusion to the wall.

[Click here to find out more.](#)

Terrarium Workshop (Physical & Virtual)

We love to conduct our workshop face to face, this gives us the opportunity to interact and engage with the participants. Thus, we open up our studio for anyone to sign up over the weekends. Our workshop slots are open almost every Saturday and Sunday of the week, between 12pm to 2pm and 2pm to 4pm.

Our studio location has lots of cafes and eateries nearby which is perfect for dates who are looking for an activity over the weekends and a nice place to chill and enjoy after or before the workshop, it

Corporate Workshop (On-site and Virtual)

We also conduct on-site corporate terrarium workshops for clients who prefer the activity at their preferred venue. We have conducted numerous corporate workshops over the years and are proficient in managing crowds. (ps, our biggest work-

shop was over 200 pax in a single setting) This workshop is ideal for team bonding exercise taking some time away from work and helping everyone relax and have fun.

will make the day worth. Due to the Covid restriction, we are only limiting up to 5 pax per session max. Given the current regulations, we understand that holding an on-site workshop can be challenging. Therefore, we have also been conducting our workshop virtually. Terrariums kits will be prepared beforehand and delivered to a central location or to each individual's address before the workshop commencement. Do write to us at info@inoutatelier.com to find out more!



Note: Photo taken before the pandemic.

Mossframe Workshop (Physical & Virtual)

Apart from our terrarium workshop, we also offer preserved mossframes workshop. Come join us and learn how to preserve the mosses yourself, learn why is it good to have one in your indoor space and, how to arrange them creating a beautiful composition. You can also personalise it with a customise text or quotes close to your heart, mak-

Mini Preserve Mossframe Workshop (Virtual)

If you're looking for something new and interesting for a corporate workshop, you might want to consider our mini preserve mossframe workshop for something fresh, interesting and educational. We are able to customise and incorporate your company's logo and branding into the frame. Allowing your co-worker indulge in an interesting hands-on activity, while revisiting the company ethos. Our Mini Preserve Mossframe do not require any maintenance. The perfect choice for greening the indoor space without hassle.

ing this art work truly unique, and one of a kind. The workshop will take around 2.5 to 3 hours long and are conducted over the weekends only. Do write in to us at info@inoutatelier.com to make a booking.

The first 30 minutes of the workshop will be dedicated to learning the importance of biophilic design and the techniques in building a Mini Preserve Mossframe. This will be followed by a hands-on session where you can explore your inner creativity with the preserve mosses and different composition for your very own piece of art.

Do enquire now and get ready to be immersed. No green thumb required!

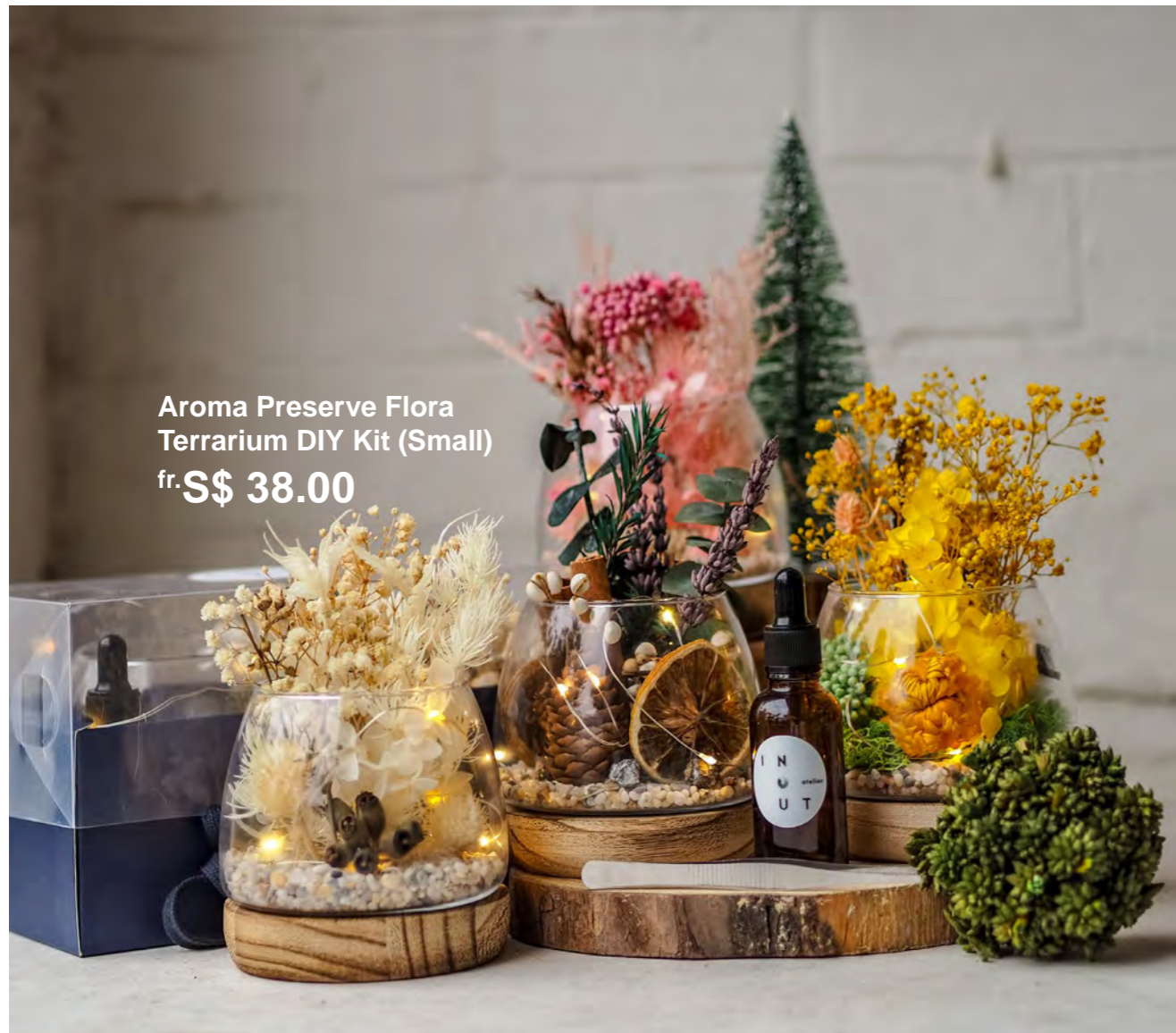


Gift & Festive

Occasionally, we will come up with new interesting products as alternative gift options. Knowing that we live in a commercialised world, everything could be bought online. We lost the sense of uniqueness and personal touch to the gift we are giving. And we fully understand the frustration of scouring online and offline for something unique and special. That is why, our products are truly one of a kind, bespoke and personalised. Include your friend's name into our product, make them feel special receiving the gift from you. If you're worried about packaging, we got you covered as well, because we understand the frustration of

finding a box that fits perfectly. Most of our products comes with a gift box that are gift worthy and on the go.

This year, we have launched a Preserve Flora Terrarium that is not only a DIY gift set, a décor for the home, but a diffuser too. Immerse your friends and family in the process of creative expression. It comes in four different flora themes and a 35ml aroma scent, coupled with all the necessary tools and materials to craft their very own Preserve Flora Terrarium. A perfect gift that comes ready in a gift box too.



Aroma Preserve Flora
Terrarium DIY Kit (Small)
fr. S\$ 38.00

Kit contains: Gift box (21.5cm x 13cm x 11.5cm), Flora set, Base stones, Tweezers, Fairylights, 35ml Calming Aroma Scent





Kit contains: Gift box (25cm x 16.5cm x 17cm), Flora set, Base stones, Tweezers, Fairylights, 35ml Calming Aroma Scent

Gift Card

Purchasing this digital gift card creates a unique code. The gift card recipient can enter this code at checkout to subtract the gift card value from their order total. This gift card is not refundable and will expire within 12 months from the date of purchase





311 Old Birdcage Walk, #01-06, Singapore 798484

FACEBOOK + INSTAGRAM: WEAREINOUT

CURATED BY INOUT ATELIER