

NEW

# ZEUS™ ULTRA ZIRCONIA. ESTHETICS REDEFINED.



ZEUS Ultra Zirconia Posterior



Macstudio ZEUS Ultra Zirconia Anteriors

*"Translucency of ZEUS Ultra Zirconia restorations looks natural without the normal Zirconia 'opaque' look. It's stronger and lasts longer than most all-ceramic restorations which is an added benefit."*

**DR. STEVE VERGARA; COTTONWOOD, AZ**

## ZEUS Ultra Zirconia Restorations offer dentists a new option for clinical situations that require strength and translucency.





Stronger than PFM and other all-ceramic materials, yet more translucent than traditional Zirconia, ZEUS Ultra is the economical choice for anterior and posterior restorations in the smile zone. With 680 MPa of flexural strength, monolithic ZEUS Ultra Restorations offer chip resistance and greater durability than PFM restorations.

ZEUS restorations are manufactured by experienced designers, using top-of-the-line, precision milling machines. This produces consistent, predictable quality and enhanced Zirconia esthetics. ZEUS Ultra is conventionally cemented and indicated for anterior and posterior single units, as well as bridges up to three units with a single pontic.

| TIER  | DESCRIPTION   |
|---|---|
| <b>CLASSIC ZEUS ULTRA</b><br>Posterior & Anterior               | Monolithic structure, advanced characterization, internal staining, external staining, glazing, hand polished upon request. 680 MPa flexural strength.        |
| <b>MACSTUDIO ZEUS ULTRA</b><br>Posterior, Anterior, and Veneers | Advanced characterization, internal staining, external staining, glazing, hand polished upon request. 680 MPa flexural strength. Facial layering is optional. |

Try ZEUS Ultra today to experience a new level of Zirconia.

Contact MicroDental at 800.561.0926 for more information and to schedule a case.

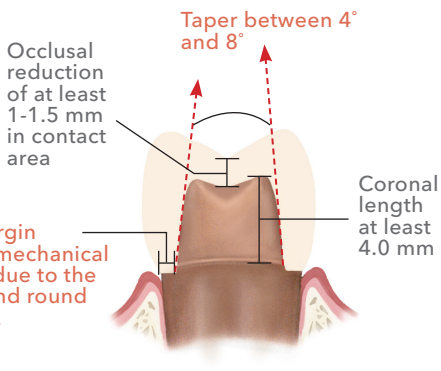
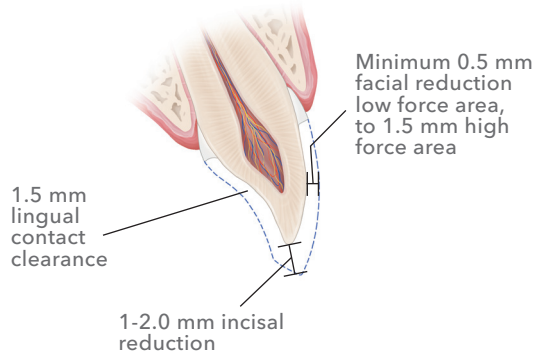
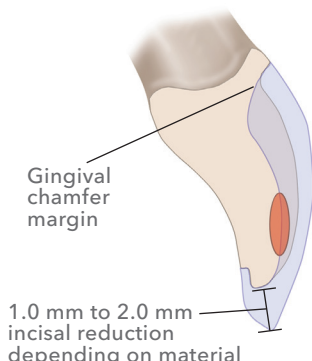
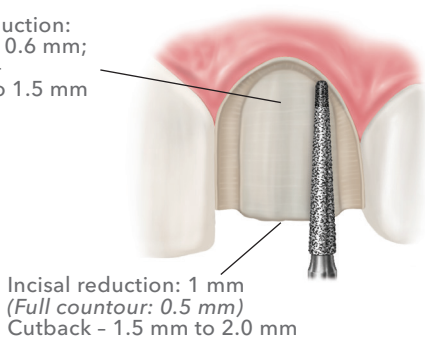




**SMILES MATTER™**  
 MicroDental.com  
 800.561.0926 · 604.873.0888

ZEUS is a trademark of MicroDental Laboratories. All rights reserved.

**MICRODENTAL**  
VANCOUVER · BC LABORATORY

# ZEUS™ ULTRA ZIRCONIA. ESTHETICS REDEFINED.

## PREPARATION GUIDELINES

| Posterior Crown   | Anterior Crown  |
|---|---|
|  <p>Occlusal reduction of at least 1-1.5 mm in contact area</p> <p>Taper between 4° and 8°</p> <p>Coronal length at least 4.0 mm</p> <p>A chamfer margin improves the mechanical performance due to the strong unity and round internal angle.</p> |  <p>Minimum 0.5 mm facial reduction low force area, to 1.5 mm high force area</p> <p>1.5 mm lingual contact clearance</p> <p>1-2.0 mm incisal reduction</p>   |
| Anterior Veneer   |   |
|  <p>Gingival chamfer margin</p> <p>1.0 mm to 2.0 mm incisal reduction depending on material</p>   | <p><b>Note:</b></p> <ul style="list-style-type: none"> <li>• To reduce black triangles or when tooth size discrepancy is an issue, please break contacts.</li> <li>• The margins should be equigingival or not more than .5mm subgingivally.</li> </ul>  <p>Facial reduction: Minimum 0.6 mm; Cutback - 1.0 mm to 1.5 mm</p> <p>Incisal reduction: 1 mm (Full contour: 0.5 mm) Cutback - 1.5 mm to 2.0 mm</p> |

Providing an esthetic alternative to gold and PFM restorations (metal-ceramics) – ZEUS crowns and bridges are the restoration of choice for patients.

With 680 Mpa of flexural strength, ZEUS restorations offer greater strength and chip resistance than metal ceramic restorations, making them an excellent choice for parafunctional patients, including bruxers and grinders.

ZEUS restorations are manufactured by our experienced designers using top-of-the-line five-axis milling machines for ultra-precise margins and improved esthetics over full-metal restorations.

ZEUS restorations can be seated with conventional cement.

ZEUS restorations are made of Zirconium Oxide (ZrO<sub>2</sub>), a highly biocompatible and hypoallergenic material that has been used in a variety of medical and dental applications. As an added benefit, some studies have shown that Zirconia may cause less wear to opposing dentition than porcelain restorations<sup>1</sup>.

<sup>1</sup>The Journal of Advanced Prosthodontics 2010;2:111-5. A study on the in-vitro wear of the natural tooth structure by opposing Zirconia or dental porcelain.

## TECHNICAL TIPS

If adjustments are made, polish restoration chairside to reduce abrasion against natural dentition.

Stump shades are required in esthetic zones.