

2017 Florida Gold Coast
December 28-31, 2017
 6 AQHA Shows
 AQHA & NSBA Approved
A Top-10 show last year!
New Schedule! More leveled classes!

Special Thanks to The Florida Gold Coast Sponsors:

MEILLEUR PERFORMANCE HORSES
 RYAN COTTINEW Show Horses
 sea ridge farms patty vatterott michael colvin wellington, fl
 Robin Frid Show Horses 3201 Broken Bow Denton, TX 76209 936-443-6765
 DG DERBY GOLD
 IRONGATE QUARTER HORSES
 JUDD PAUL TRAINING STABLES
 CLINT AINSWORTH SHOW HORSES
 REID THOMAS PERFORMANCE HORSES
 CWD
 MMG Colton MORRISSEY MANAGEMENT GROUP
 LaSusa Performance Horses
 JEWETT PERFORMANCE HORSES INC.
 Duke Williams Performance Horses

Pattern Book

This is a flat rate show – show in everything.

We do not charge for scratches as long as you notify us – enter everything and scratch as needed!

You **MUST** show in your respective halter class to qualify for the high points.

THREE deep in the high points.

Western Riding

Round 1

Green/Novice/Level 1 – Green 1

All Others – Regular 1

Round 2

Green/Novice/Level 1 – Green 2

All Others – Regular 2

Reining

Round 1 – All Pattern 1

Round 2 – All Pattern 10

Ranch Riding

Round 1 – Custom Pattern H

Round 2 – Custom Pattern G

(Included in this pattern book)

VRH Ranch Riding

Round 1 – Custom Pattern 1

Round 2 – Custom Pattern 2

(Included in this pattern book)

VRH Trail

Round 1 – Custom Pattern 1

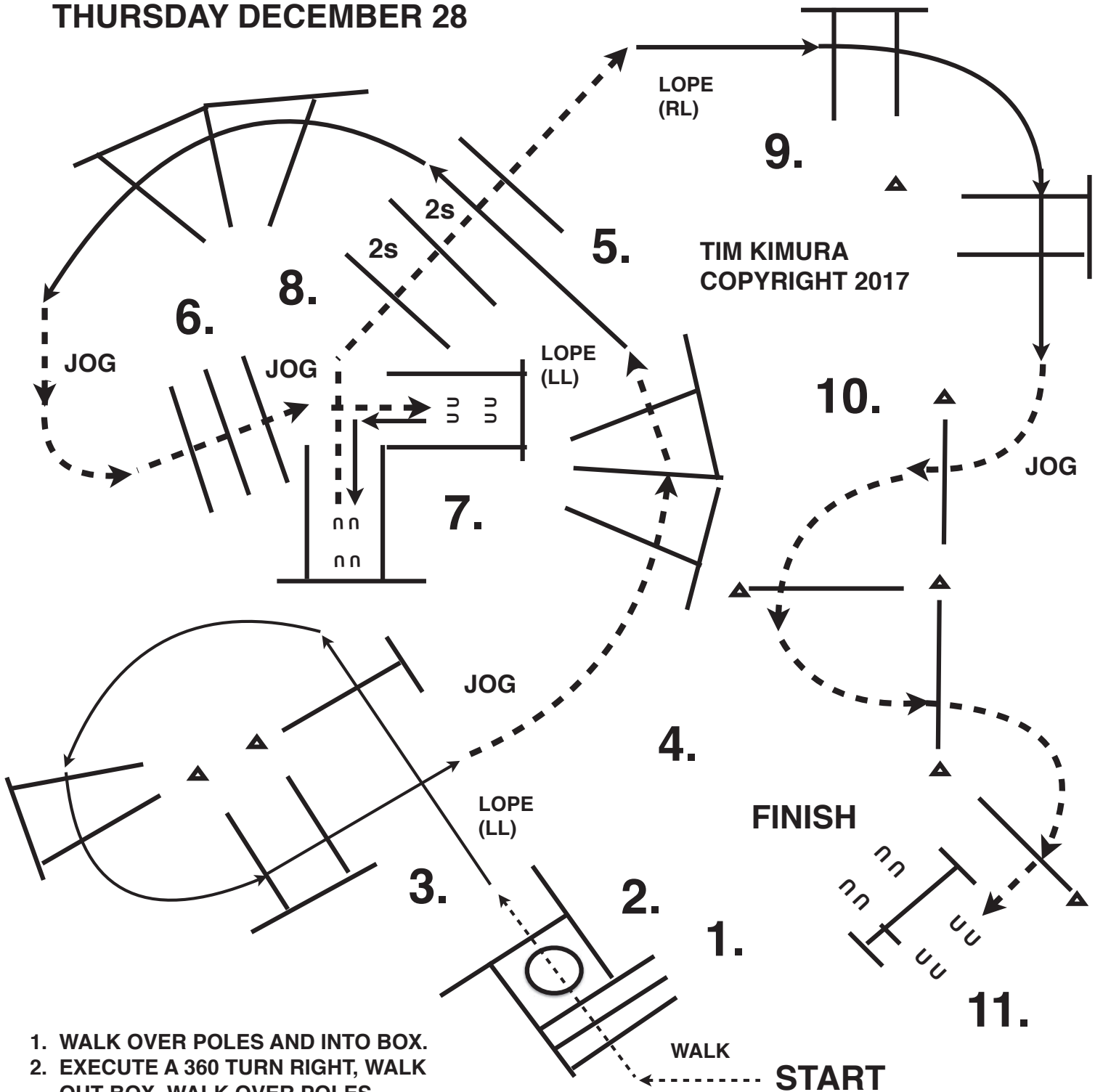
Round 2 – Custom Pattern 2

(Included in this pattern book)

**2017 FLORIDA
GOLD COAST CIRCUIT**

THURSDAY DECEMBER 28

**L1 GRN JR,SR —JUNIOR L2,L3
L1 AM, L1 YOU, YOU 13 & UN**



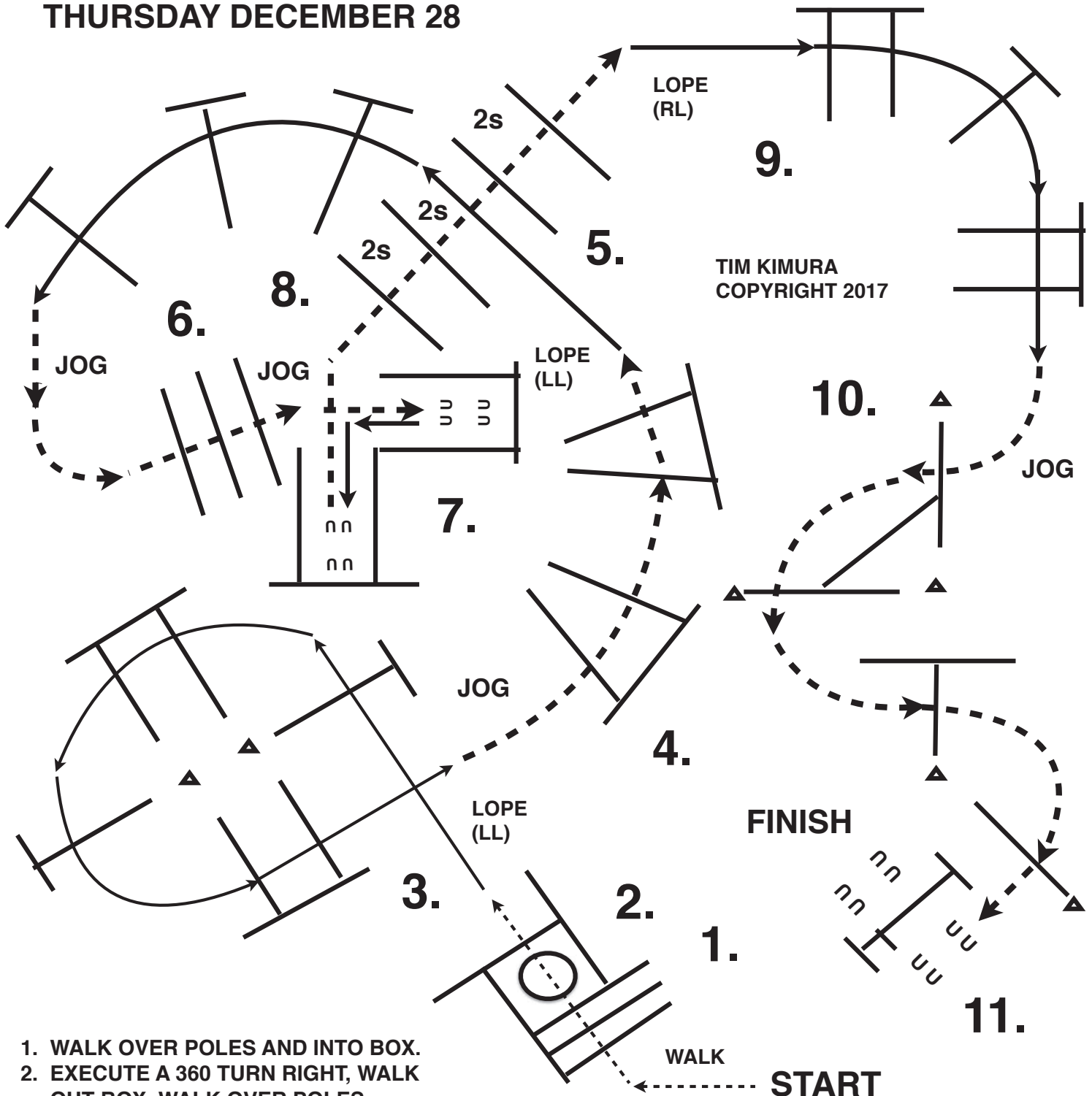
1. WALK OVER POLES AND INTO BOX.
2. EXECUTE A 360 TURN RIGHT, WALK OUT BOX, WALK OVER POLES.
3. LOPE OVER POLES (LL).
4. BREAK TO THE JOG, JOG OVER POLES.
5. LOPE OVER POLES (LL)
6. BREAK TO THE JOG, JOG OVER POLES JOG INTO CHUTE.
7. BACK THRU POLES.
8. JOG OVER POLES.

9. LOPE OVER POLES (RL).
10. BREAK TO THE JOG, JOG OVER POLES, JOG AROUND CONES, JOG UP TO GATE.
11. GATE: RH OPEN, WALK OVER POLE CLOSE GATE.

**2017 FLORIDA
GOLD COAST CIRCUIT**

THURSDAY DECEMBER 28

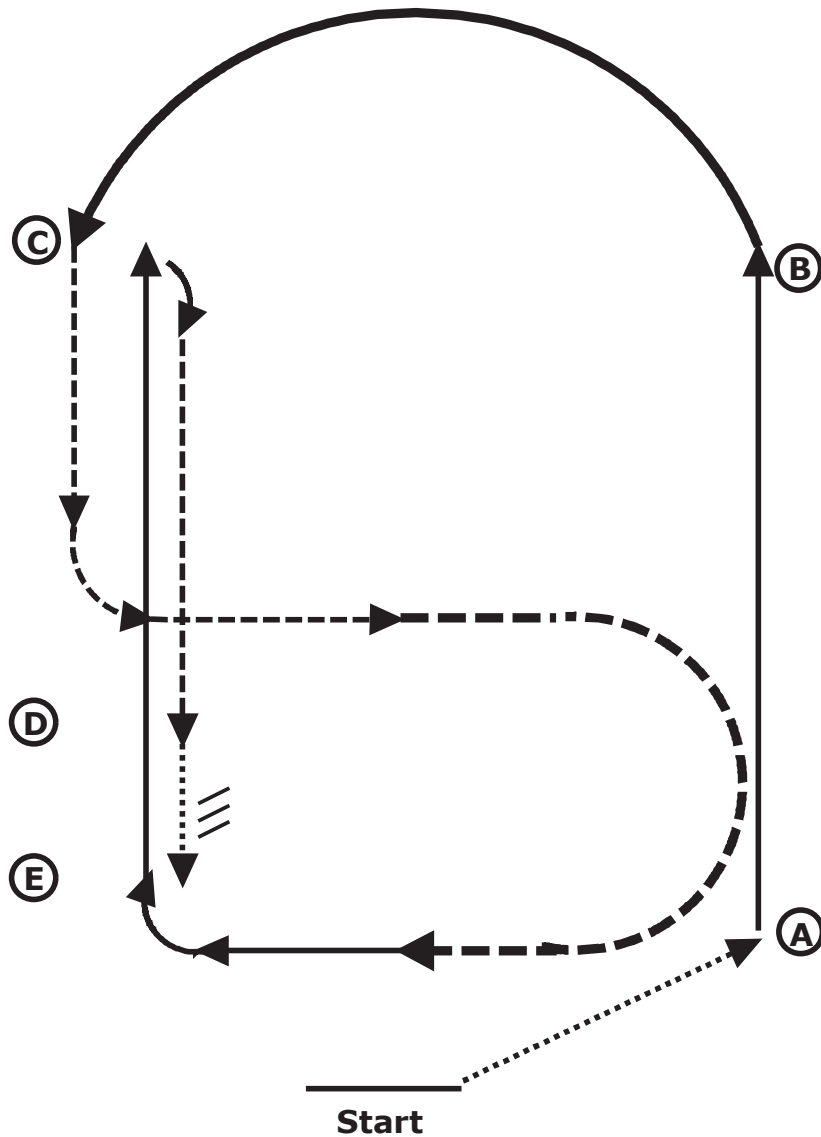
**AMATEUR – SELECT
YOUTH 14-18 – SENIOR L2,L3**



1. WALK OVER POLES AND INTO BOX.
2. EXECUTE A 360 TURN RIGHT, WALK OUT BOX, WALK OVER POLES.
3. LOPE OVER POLES (LL).
4. BREAK TO THE JOG, JOG OVER POLES.
5. LOPE OVER POLES (LL)
6. BREAK TO THE JOG, JOG OVER POLES JOG INTO CHUTE.
7. BACK THRU POLES.
8. JOG OVER POLES.

9. LOPE OVER POLES (RL).
10. BREAK TO THE JOG, JOG OVER POLES, JOG AROUND CONES, JOG UP TO GATE.
11. GATE: RH OPEN, WALK OVER POLE CLOSE GATE.

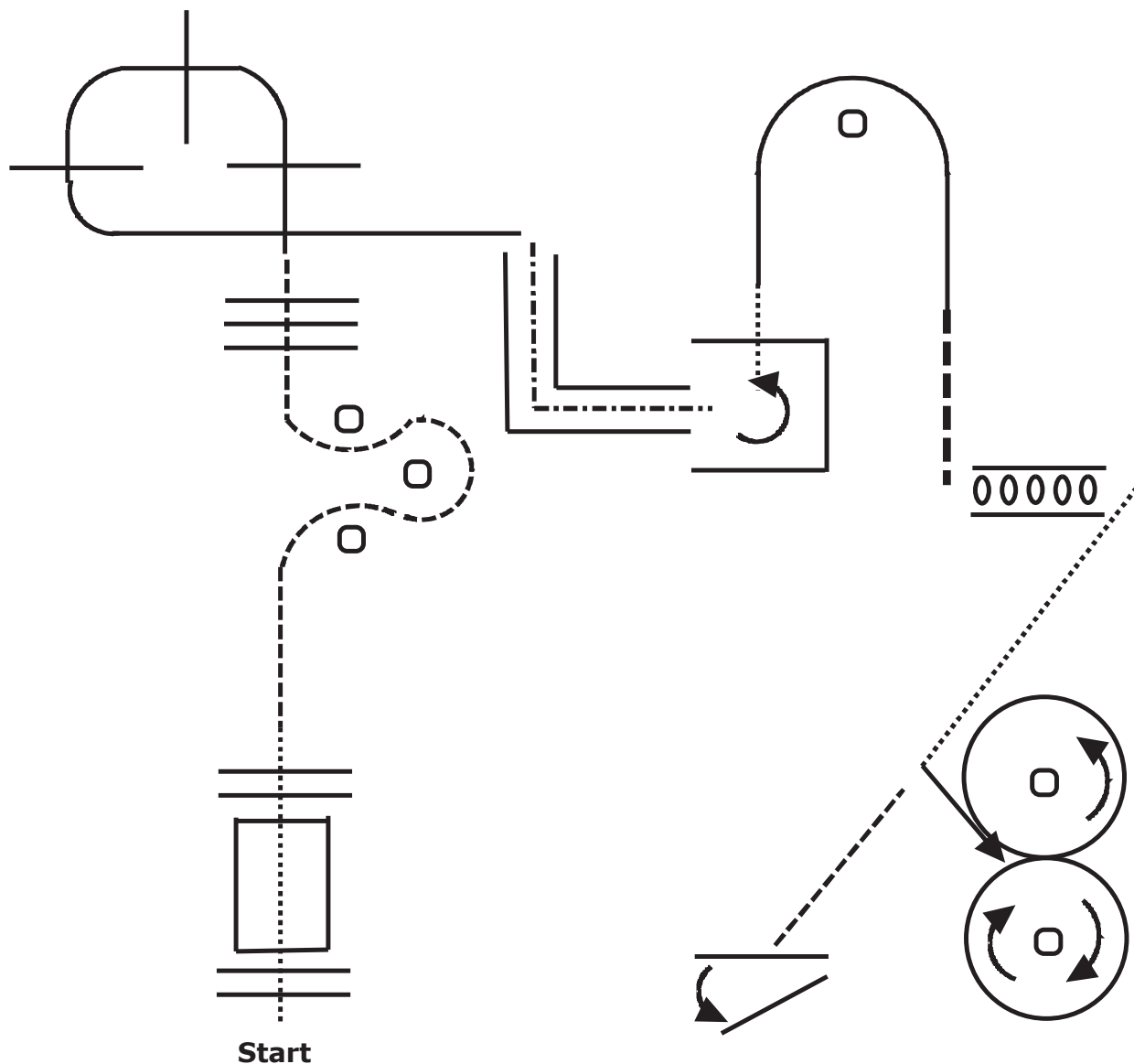
Versatility Ranch Riding ①



1. Walk from start to A.
2. Lope on left lead to B.
3. Extend lope to C.
4. Trot to center of arena.
5. Extend trot in a semi-circle to the right.
6. Lope right lead to C.
7. Stop at C, turn and trot to D.
8. Walk to E.
9. Stop and back



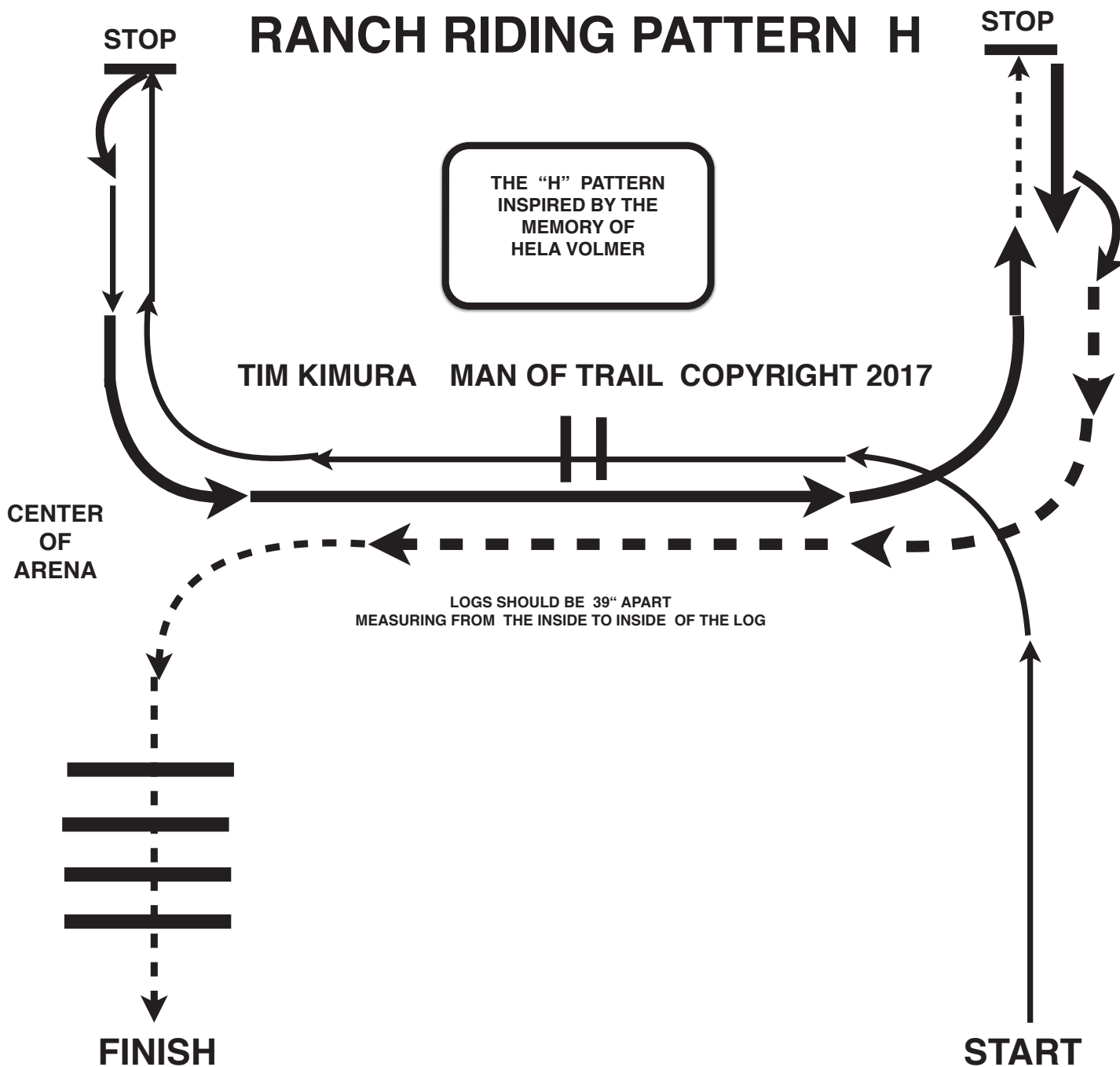
Versatility Ranch Trail (1)



1. Walk poles and bridge.
2. Jog serpentine.
3. Jog over 3 logs.
4. Lope left lead over 3 poles.
5. Back L into box.
6. 270 to left and walk out.
7. Lope right lead around cone.
8. Extended trot to sidepass.
9. Sidepass left between poles.
10. Walk to rope holder, drag log in Figure 8 (walk or trot).
11. Jog to gate.
12. Left hand push gate.



RANCH RIDING PATTERN H



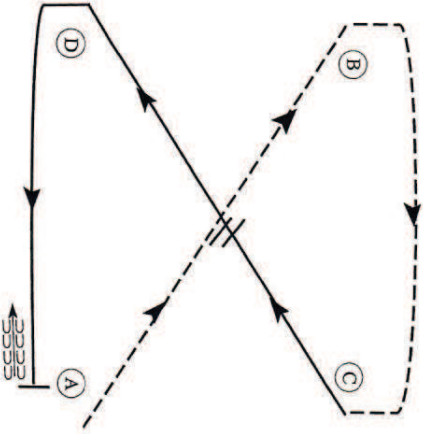
1. LOPE LEFT LEAD TO CENTER ARENA.
2. CHANGE LEADS SIMPLE OR FLYING.
3. LOPE RIGHT LEAD TO LEFT SIDE OF ARENA
4. COME TO A STOP
5. EXECUTE A 180 TURN TO THE LEFT, AND LOPE OUT ON THE LEFT LEAD
6. EXTEND THE LOPE ACROSS THE CENTER OF THE ARENA AND AROUND THE NEXT CORNER TO THE RIGHT SIDE OF THE ARENA
7. BREAK DOWN TO THE WALK, DEMONSTRATE THE WALK
8. COME TO A STOP AND BACK YOUR HORSE
9. EXECUTE A 180 TURN RIGHT.
- 10.. EXTEND THE TROT BACK TO THE CENTER OF THE ARENA
- 11.. BEFORE TURNING THE NEXT CORNER COLLECT THE TROT AND DEMONSTRATE THE TROT
12. TROT OVER THE 4 LOGS, THEN THE PATTERN IS COMPLETE...

AQHA

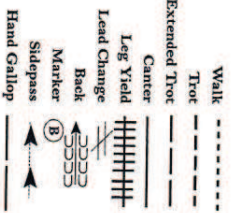
Hunt Seat Equitation (All Novice and Rookie, Youth 13 and under)

Show Date: Florida Gold Coast

www.HorseShowPatterns.com



- Be ready at A.
1. Posting trot on the right diagonal 1/2 way to B.
 2. Change diagonals and post the trot to B.
 3. Sitting trot to C.
 4. Canter on the right lead 1/2 way to D.
 5. Change leads and canter to and around D to A.
 6. Halt at A and back approximately one horse length.
- Exit at a sitting trot.



[HSE/3-241]

Pattern Provided by:

Carla Wennberg

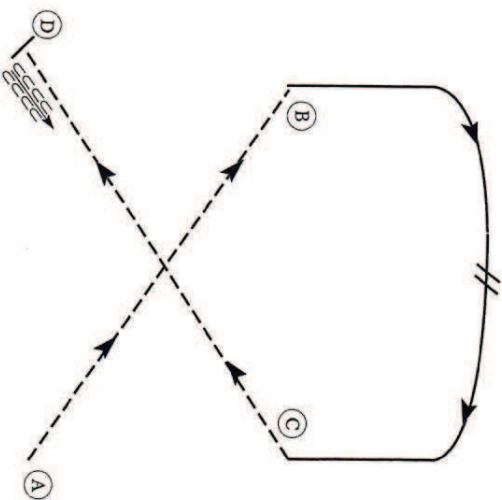
©2017 HorseShowPatterns.com. All Rights Reserved.

www.HorseShowPatterns.com

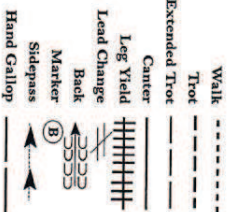
AQHA

Hunt Seat Equitation (Amateur/Select/Youth 14-18)

Show Date: Florida Gold Coast



- Be ready at A.
1. Sitting trot 1/2 way to B.
 2. Posting trot on the left diagonal to B.
 3. Canter on the left lead toward C.
 4. At the top of the arc, change leads and canter on the right lead to C.
 5. Posting trot on the right diagonal 1/2 way to D.
 6. Sitting trot to D.
 7. Halt at D and back approximately one horse length.
- Exit at a sitting trot.



[HSE/3-231]

Pattern Provided by:

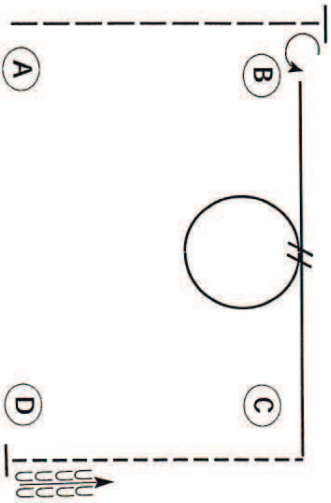
Carla Wennberg

©2017 HorseShowPatterns.com. All Rights Reserved.

Florida Gold Coast

Western Horsemanship (level 1 amateur youth)

Show Date: 11-27-2017



- Be ready at A.
1. Extended trot from A past B.
 2. Stop past B and perform a 270 degree turn to the left.
 3. Lope on the left lead halfway to C.
 4. Change leads and perform a small, slow circle to the right.
 5. Continue to lope past C.
 6. Jog to D.
 7. Stop and back approximately one horse length.

Follow the instructions of your ring steward.

Pattern Provided by:

Judges

©2017 HorseShowPatterns.com. All Rights Reserved.

[WH/2-89]

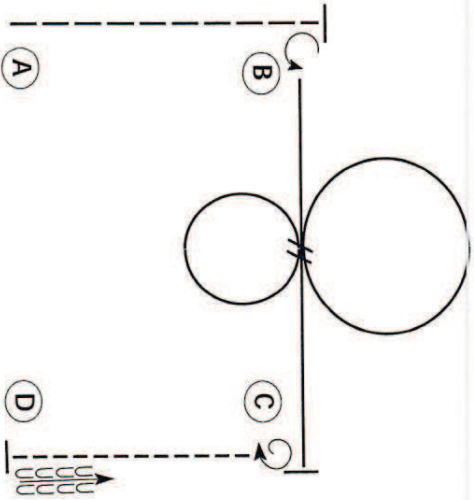
www.HorseShowPatterns.com

www.HorseShowPatterns.com

Florida Gold Coast

Western Horsemanship (youth amateur select)

Show Date: 11-27-2017



- Be ready at A.
1. Extended trot from A past B.
 2. Stop past B and perform a 270 degree turn to the left.
 3. Lope on the left lead halfway to C.
 4. Change leads and perform a large, fast circle to the right.
 5. Change leads and perform a large, fast circle to the left.
 6. Continue to lope past C and stop.
 7. Perform a 1 1/4 turn to the right.
 8. Jog to D.
 9. Stop and back approximately one horse length.

Follow the instructions of your ring steward.

Pattern Provided by:

Judges

©2017 HorseShowPatterns.com. All Rights Reserved.

[WH/3-88]

www.HorseShowPatterns.com

T/F

2017 Gold Coast

Showmanship (Level 1 Amateur and Level 1 Youth)

Show Date:

Be ready at A.

1. Trot to B.
2. Back approximately one horse length.
3. Perform a 1/2 turn.
4. Walk until even with Judge.
5. Trot a 1/2 circle to Judge.
6. Stop and set up. **Inspect**
7. When dismissed, perform a 1 1/4 turn and walk straight away from judge.

Walk
 Trot - - - - -
 Back ~~~~~
 Marker (B)
 Judge (J)

[S/2-731]

Pattern Provided by:

2017 Gold Coast

Showmanship (13 and Under, 14-18, Amateur, Select)

Show Date:

Be ready at A.

1. Trot to B.
2. Perform a 360 degree turn to the right.
3. Back approximately one horse length.
4. Perform a 1/2 turn.
5. Walk until even with Judge.
6. Trot a 1/2 circle to Judge.
7. Stop and set up. **Inspect**
8. When dismissed, perform a 1 1/4 turn and walk straight away from judge.

Walk
 Trot - - - - -
 Back ~~~~~
 Marker (B)
 Judge (J)

[S/3-731]

Pattern Provided by:

ALL

Florida Gold Coast

Western Horsemanship (All Level 1 (excluding Walk/Jog))

Show Date:

www.HorseShowPatterns.com

Be ready at A.

1. Walk approximately two strides from A.
2. Lope on the left lead to B.
3. Stop and perform a 180 degree turn to the left.
4. Lope on the right lead around C and past D.
5. Stop and perform a 180 degree turn to the left.
6. Back approximately one horse length.
7. Jog halfway to E.
8. Extend the jog to E.
9. Stop at E.

Follow the instructions of your ring steward.

www.HorseShowPatterns.com

Pattern Provided by:

Tom McBeath

©2017 HorseShowPatterns.com. All Rights Reserved.

[WH/2-74]

Florida Gold Coast

Western Horsemanship (Youth, Amateur and Select)

Show Date:

www.HorseShowPatterns.com

Be ready at A.

1. Walk approximately two strides from A.
2. Lope on the left lead to B.
3. Stop and perform a 180 degree turn to the left.
4. Lope on the right lead to C.
5. Lope a circle with speed around C.
6. Slow to a lope and lope past D.
7. Perform a 180 degree turn to the left.
8. Back approximately one horse length.
9. Jog halfway to E.
10. Extend the jog to E.
11. Stop at E.

Follow the instructions of your ring steward.

www.HorseShowPatterns.com

Pattern Provided by:

Tom McBeath

©2017 HorseShowPatterns.com. All Rights Reserved.

[WH/3-74]

S/S

Florida Gold Coast

Hunt Seat Equitation (All Level 1 (excluding Walk Trot))

Show Date:

www.HorseShowPatterns.com

Be ready before A.

1. Walk to A.
2. Canter on the right lead to B.
3. Posting trot a circle to the right on the left diagonal.
4. When even with B, canter on the left lead to C.
5. At C, posting trot a circle to the left on the right diagonal.
6. Sitting trot from C to D.
7. Stop at D and back approximately one horse length.

Exit at a sitting trot.
Follow the instructions of your ring steward.

Legend:
 Walk: - - - - -
 Trot: - - - - -
 Extended Trot: - - - - -
 Canter: |||||
 Leg Yield: <---
 Lead Change: <--->
 Back: <--->
 Marker: (B)
 Sidepass: <--->
 Hand Gallop: <--->

[HSE/2-41]

Pattern Provided by:

Tom McBeath

©2017 HorseShowPatterns.com. All Rights Reserved.

Florida Gold Coast

Hunt Seat Equitation (All Youth, Amateur and Select)

Show Date:

www.HorseShowPatterns.com

Be ready before A.

1. Walk to A.
2. Canter on the right lead to B.
3. Posting trot a circle to the right.
4. When even with B, canter on the left lead to C.
5. At C, hand gallop a circle from C to D.
6. Trot on the right diagonal from C to D.
7. Stop at D and back approximately one horse length.
8. Perform a 1 1/4 turn to the right on the forehand.

Exit at a sitting trot.
Follow the instructions of your ring steward.

Legend:
 Walk: - - - - -
 Trot: - - - - -
 Extended Trot: - - - - -
 Canter: |||||
 Leg Yield: <---
 Lead Change: <--->
 Back: <--->
 Marker: (B)
 Sidepass: <--->
 Hand Gallop: <--->

[HSE/3-41]

Pattern Provided by:

Tom McBeath

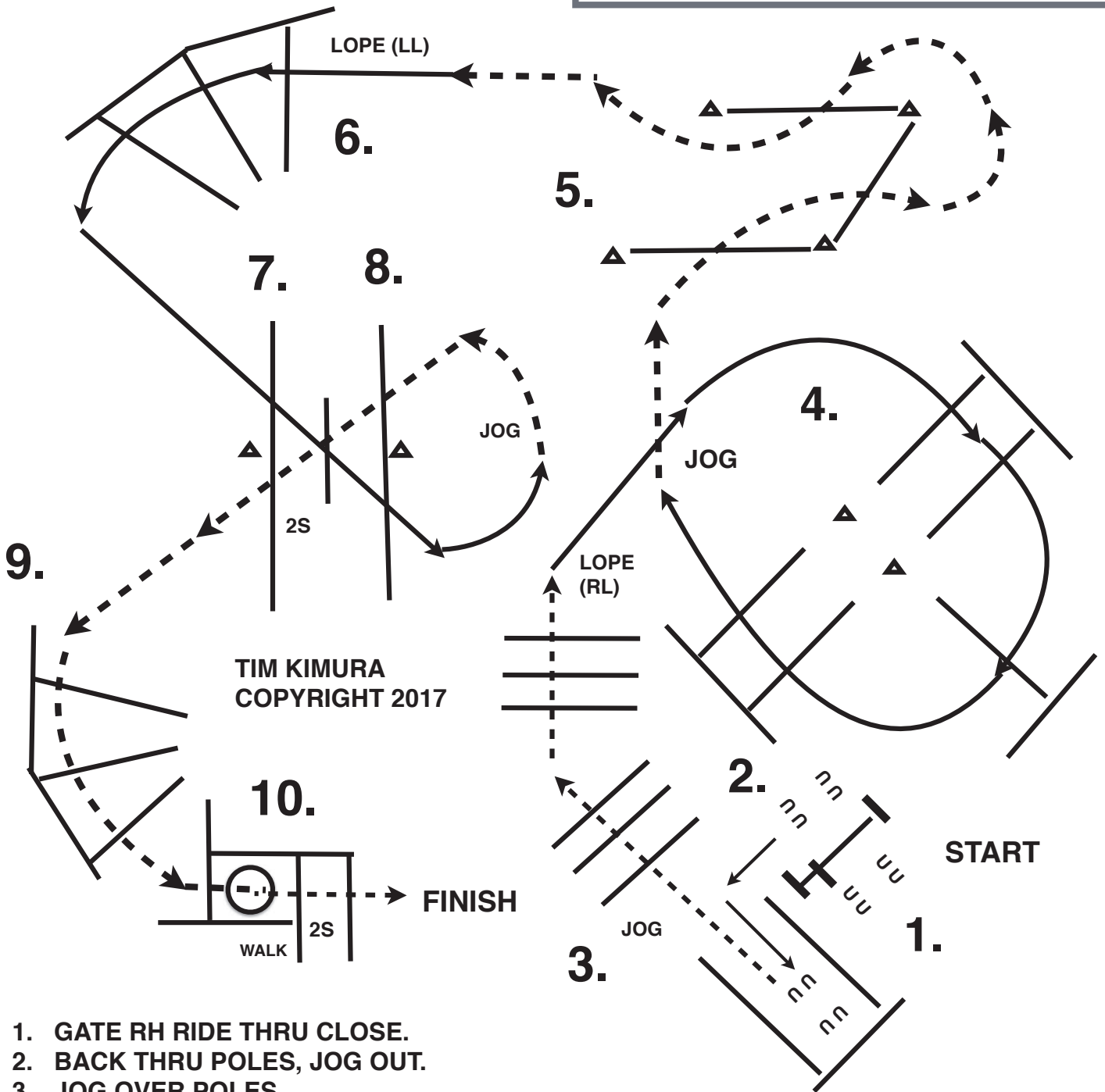
©2017 HorseShowPatterns.com. All Rights Reserved.

S/S

2017 FLORIDA GOLD COAST

SATURDAY DECEMBER 30

TRAIL:
L1 SR, JR -- JR L2, L3
L1 AMT, L1 YOUTH
YOUTH 13 AND UNDER



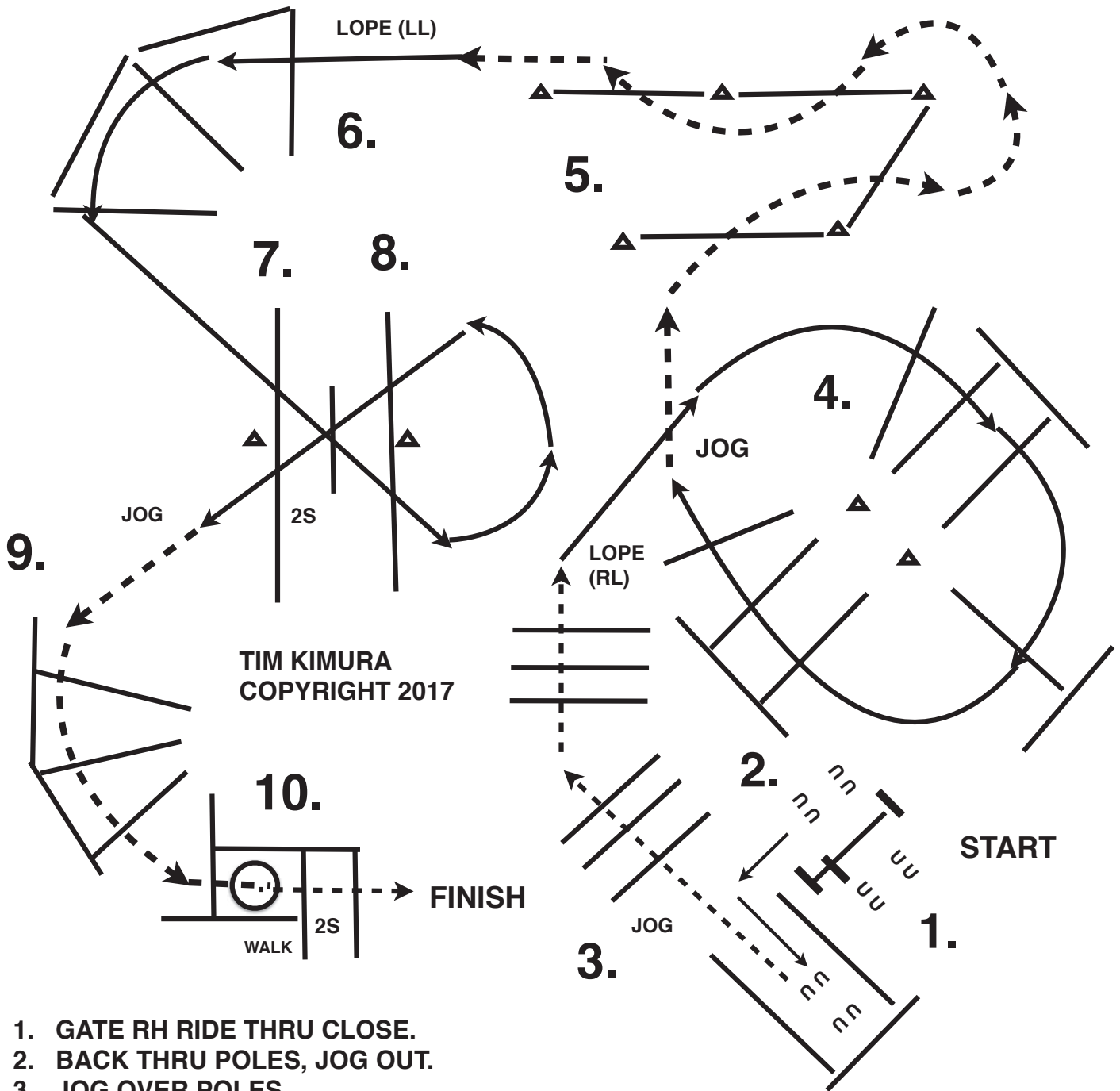
1. GATE RH RIDE THRU CLOSE.
2. BACK THRU POLES, JOG OUT.
3. JOG OVER POLES.
4. LOPE OVER POLES (RL).
5. JOG THRU SERPENTINE.
6. LOPE OVER POLES (LL).
7. LOPE OVER POLES (LL)
8. JOG OVER POLES.

9. JOG OVER POLES, JOG INTO BOX.
10. EXECUTE A 360 TURN TO THE LEFT. WALK OUT BOX AND OVER POLES.

2017 FLORIDA GOLD COAST

SATURDAY DECEMBER 30

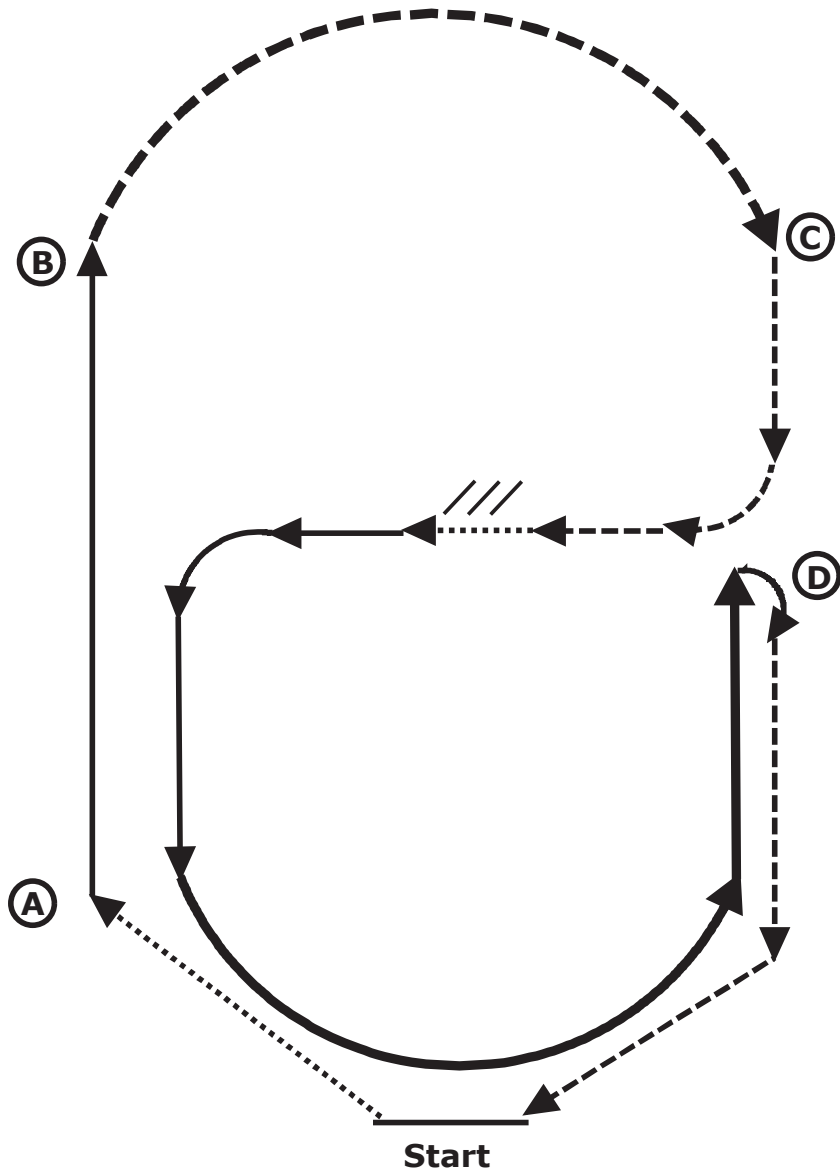
TRAIL:
AMATEUR AND SELECT
YOUTH 14 THRU 18
SENIOR HORSES L2,L3



1. GATE RH RIDE THRU CLOSE.
2. BACK THRU POLES, JOG OUT.
3. JOG OVER POLES.
4. LOPE OVER POLES (RL).
5. JOG THRU SERPENTINE.
6. LOPE OVER POLES (LL).
7. LOPE OVER POLES (LL)
8. LOPE OVER POLES (LL)

9. JOG OVER POLES, JOG INTO BOX.
10. EXECUTE A 360 TURN TO THE LEFT.
WALK OUT BOX AND OVER POLES.

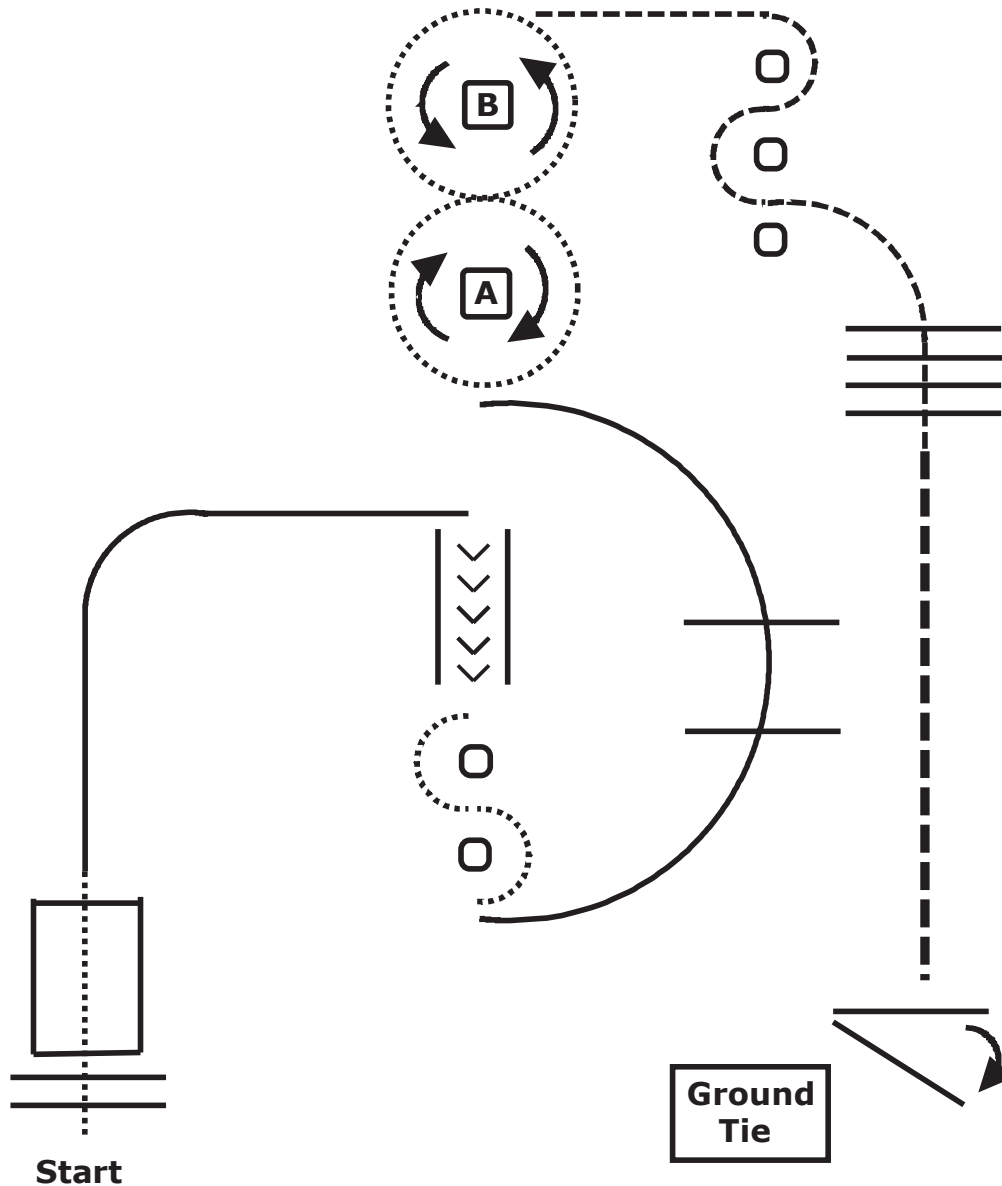
Versatility Ranch Riding (2)



1. Walk from start to A.
2. Lope on right lead to B.
3. Extend trot to C.
4. Trot toward center of arena.
5. Walk to center.
5. Stop and back.
6. Lope left lead to A.
7. Extend lope to D.
8. Turn and trot to Start.



Versatility Ranch Trail (2)

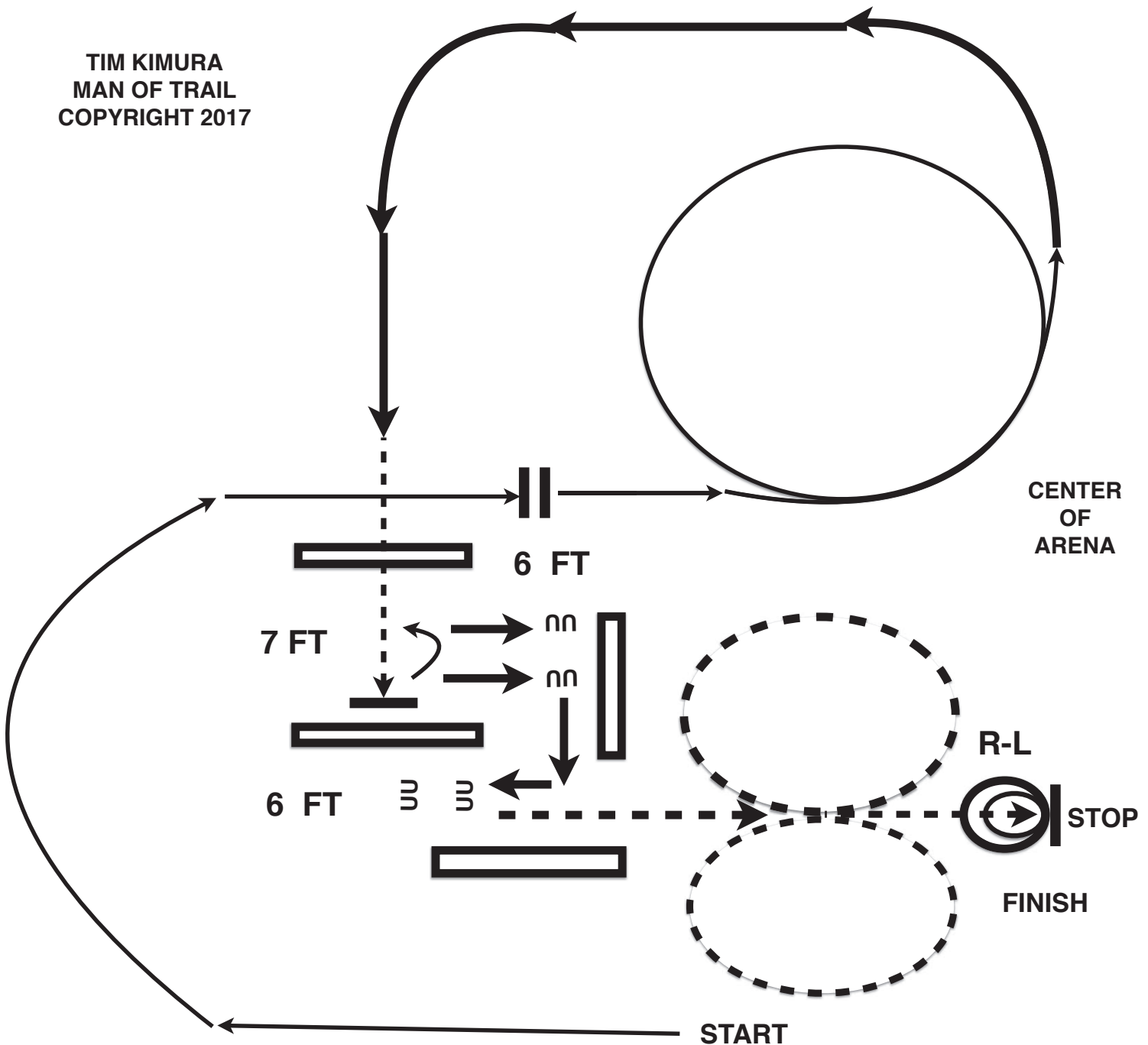


1. Walk logs and bridge.
2. Lope right lead.
3. Sidepass.
4. Back around obstacle.
5. Lope left lead.
6. Drag log in Figure 8 (walk or trot).
7. Carry from A to B.
8. Trot through obstacle and across logs.
9. Extend trot to gate.
10. Right hand gate.
11. Ground tie (if inside arena)



RANCH RIDING PATTERN G

TIM KIMURA
MAN OF TRAIL
COPYRIGHT 2017



1. LOPE RIGHT LEAD TO CENTER OF ARENA.
2. CHANGE LEADS SIMPLE OR FLYING
3. LOPE A CIRCLE TO THE LEFT ON THE LEFT LEAD.
4. EXTEND THE LOPE.
5. BREAK TO THE WALK, WALK OVER LOG AND STOP BETWEEN LOGS.
6. TURN 180 DEGREE TO LEFT THEN SIDE PASS RIGHT.
7. BACK THRU LOGS AROUND CORNER.
9. EXTEND THE TROT AND MAKE A CIRCLE LEFT.
9. CHANGE DIRECTIONS AND COLLECT THE TROT AND TROT A CIRCLE TO THE RIGHT.
10. COME OUT OF CIRCLE AND STOP AND EXECUTE A 360 TURN RIGHT
11. THEN EXECUTE A 360 TURN TO THE LEFT