

Pattern Book - ALL

Western Riding

All - Green/Level 1 - Pattern 4

Reining

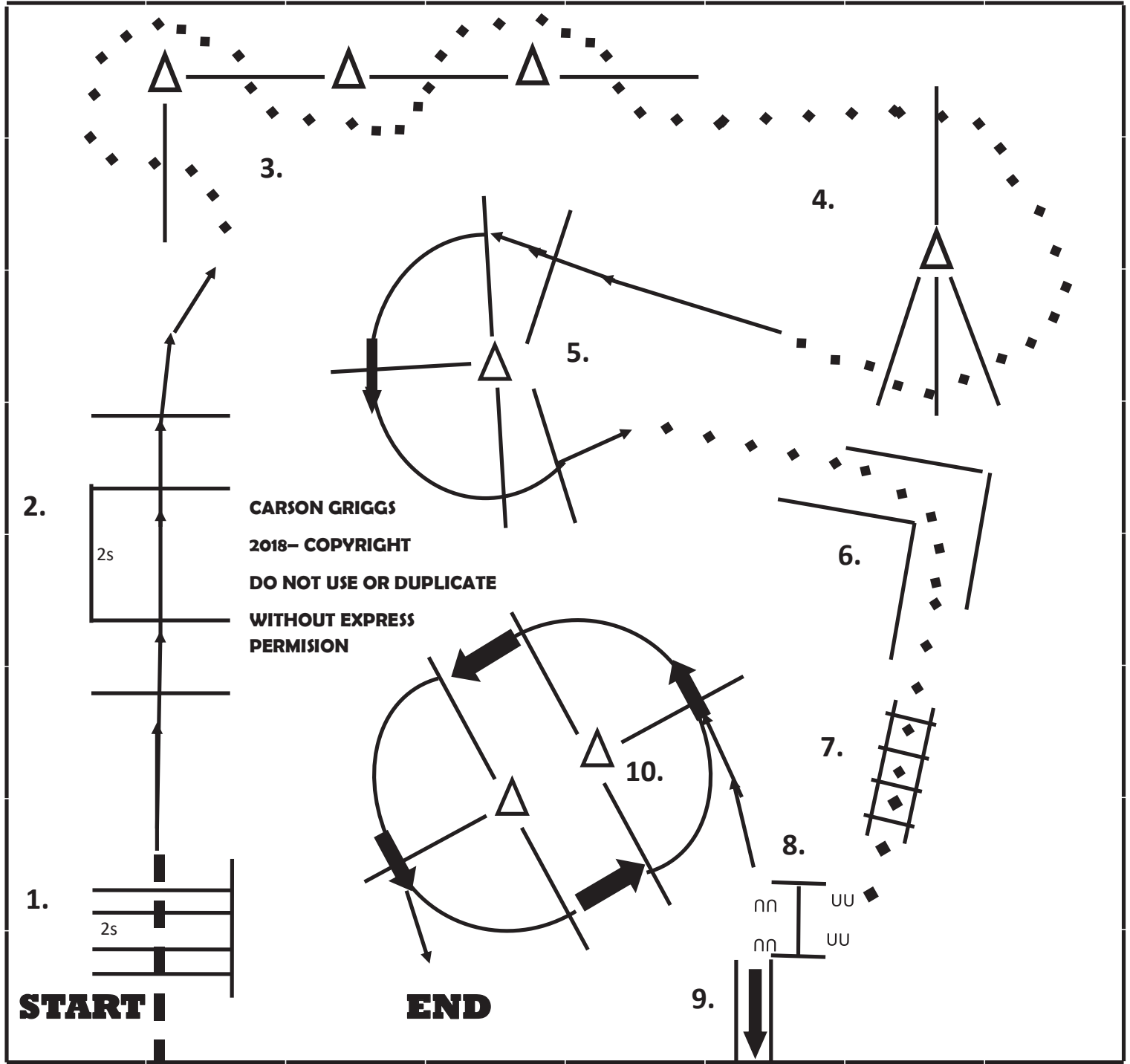
All - Pattern 14

Ranch Riding

All - Pattern 3

MONDAY MAY 28

ALL L1 TRAIL



1. Walk over rails

2. Lope (RL) over logs

3. Trot through serpentine

4. Continue at a trot
around spur

5. Lope (LL) around pin-
wheel

6. Break to trot and navigate chute

7. Trot down railroad track

8. Work gate Right hand

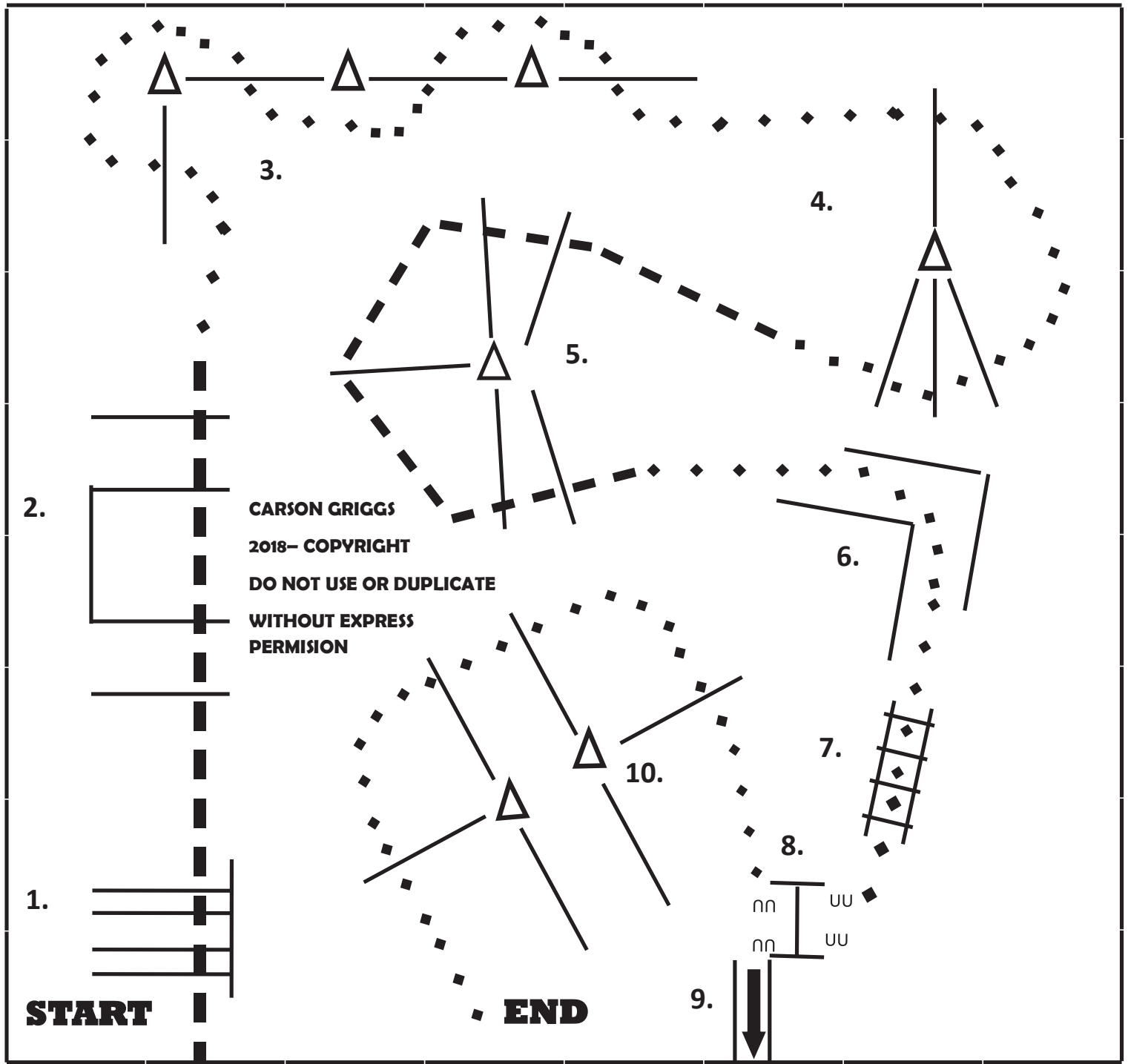
9. Back into chute

10. Lope off (LL) out of chute and
around poles to complete
pattern



MONDAY MAY 28

ALL WALK TROT



1. Walk over rails

2. Walk over logs

3. Trot through serpentine

4. Continue at a trot around spur

5. Trot over poles obstacle 5

6. Break to trot and navigate chute

7. Trot down railroad track

8. Continue through gate

9. Back into chute

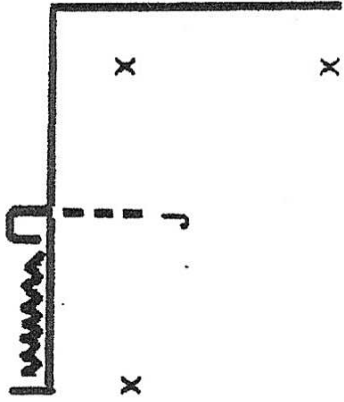
10. Trot out of chute and around poles to complete



Western Riding _____

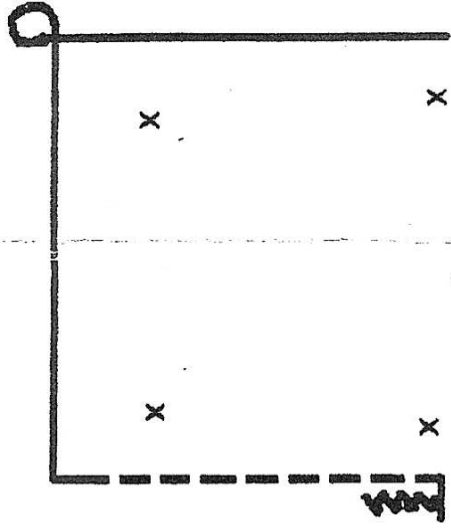
- Reining _____
- Jr. _____
- Sr. _____
- Youth _____
- Amateur _____

1. Trot to 3rd cone
2. Stop and back
3. 270 turn and walk to Judge
4. Set up for inspection



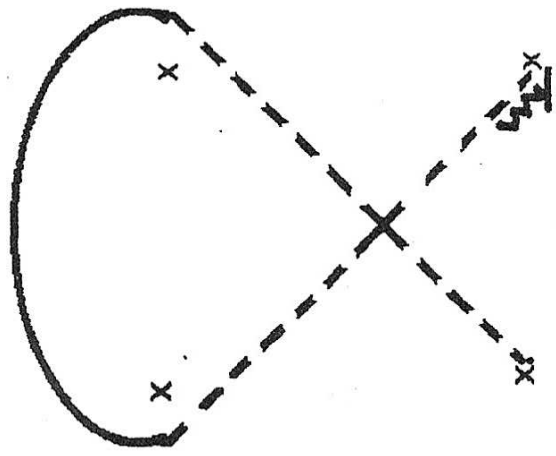
Showmanship

1. Lope left lead to 2nd cone
2. Stop, 270 turn, lope right lead to 3rd cone
3. Break to extended trot to 4th cone
4. Stop and back



Horsemanship

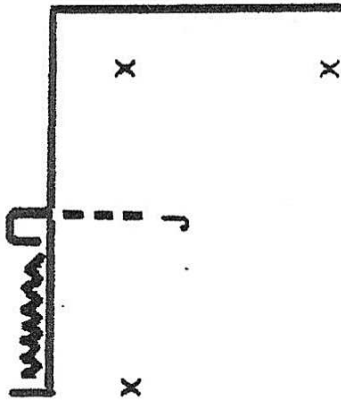
1. Trot right diagonal
2. Counter canter half circle
3. Trot left diagonal
4. Stop and back



Equitation


Walk Trot Patterns

1. Trot to 3rd cone
2. Stop and back
3. 270 turn and walk to Judge
4. Set up for inspection



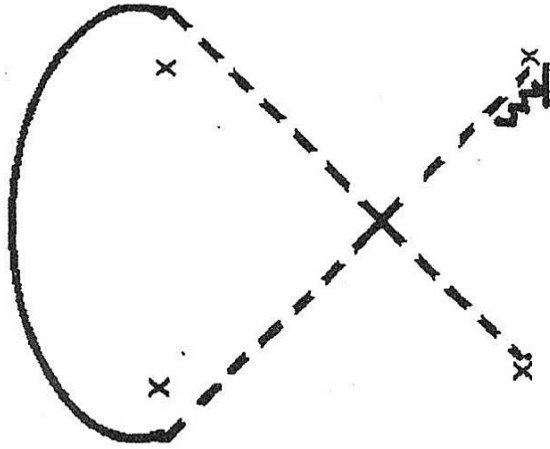
Showmanship

1. Walk to 2nd cone
2. Stop, 270 turn, jog to 3rd cone
3. Break to extended trot to 4th cone
4. Stop and back



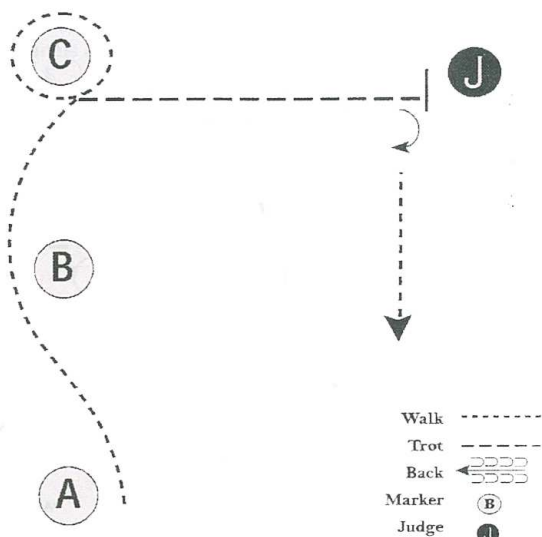
Horsemanship

1. Trot right diagonal
2. Sitting trot
3. Trot left diagonal
4. Stop and back



Equitation

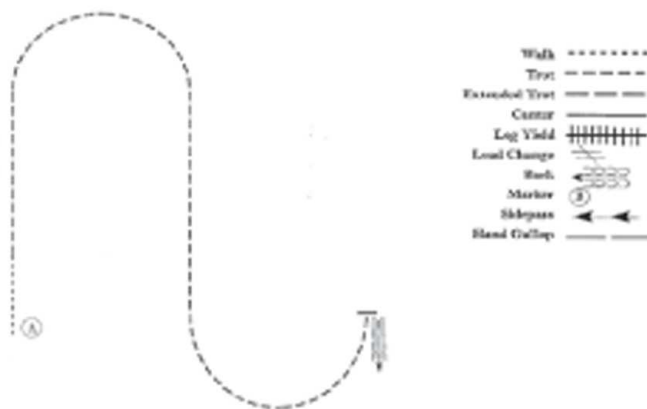
EQUESTRIANS WITH DISABILITIES SHOWMANSHIP



Be ready at A.

1. When acknowledged, walk from A, around B to C.
 2. Walk a tight circle around C.
 3. Trot to judge.
 4. Stop and set up for inspection.
 5. When dismissed, perform a 90 degree turn and walk away from judge.
- Follow the directions of your ring steward.

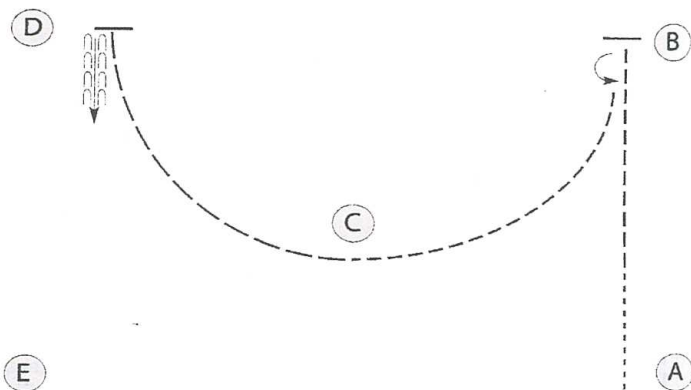
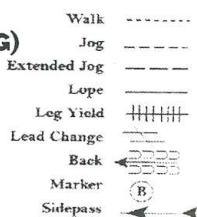
EQUESTRIANS WITH DISABILITIES HUNT SEAT EQUITATION (WALK-TROT)



Be ready at A.

1. Walk two horse lengths from A.
 2. Trot forward and a half circle on the left diagonal until even with B.
 3. Change diagonal and trot straight and then a half circle on the right diagonal until even with A.
 4. Stop and back approximately one horse length.
- Follow the instructions of your ring steward.

EQUESTRIANS WITH DISABILITIES WESTERN HORSEMANSHIP (WALK-JOG)



Be ready at A.

1. Walk approximately two strides from A.
 2. Jog to B.
 3. Stop and perform a 180 degree turn to the left.
 4. Jog a half circle to C.
 5. Extend the jog to D.
 6. Stop at D and back approximately one horse length.
- Follow the instructions of your ring steward.



2018 Patterns

Good Luck!