



MAY 31 - JUNE 3, 2018

5 judges!

Flat Rate Option!

SUMMER
Celebration
Circuit

AQHA, TSQHA, PQHA & WPQHA APPROVED
3722 HARLANSEURG RD, NEW CASTLE, PA 16101

Pattern Book

*This is a flat rate show – enter everything & scratch as needed.
Thank you for supporting the TSQHA shows.*

Western Riding

Round 1

Green 2/Regular 2

Round 2

Green 4/Regular 4

Ranch Riding

Round 1 - Pattern 2

Round 2 - Pattern 3

Reining

Round 1 - Pattern 11

Round 2 - Pattern 3

Be sure to join us for the Futurity.

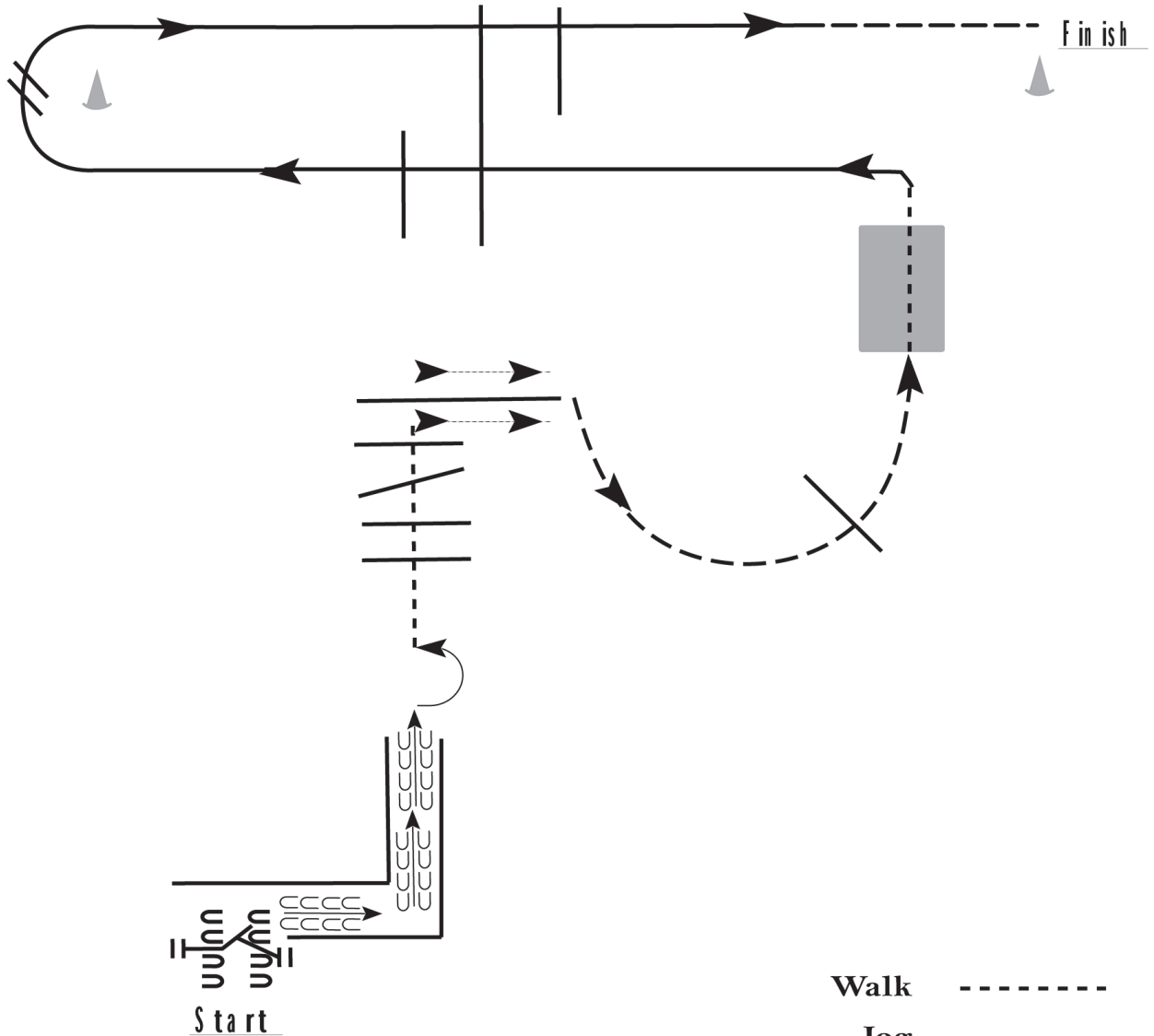
2018 June TSQHA

Trail (All but W/J)

Show Date:

www.HorseShowPatterns.com

www.HorseShowPatterns.com



1. Work gate with left hand.
2. Back thru L
3. Do a 180 degree turn to left and walk over logs.
4. Sidepass final log to the right.
5. Jog over pole and to bridge.
6. Walk over bridge.
7. Lope on left lead over poles.
8. At cone, perform a simple lead change.
9. Lope on right lead over two poles and jog to finish.

Walk
Jog	-----
Extended Jog	-----
Lope	—————
Leg Yield	
Lead Change	///
Back	←←←
Marker	ⓑ
Sidepass	←-----→

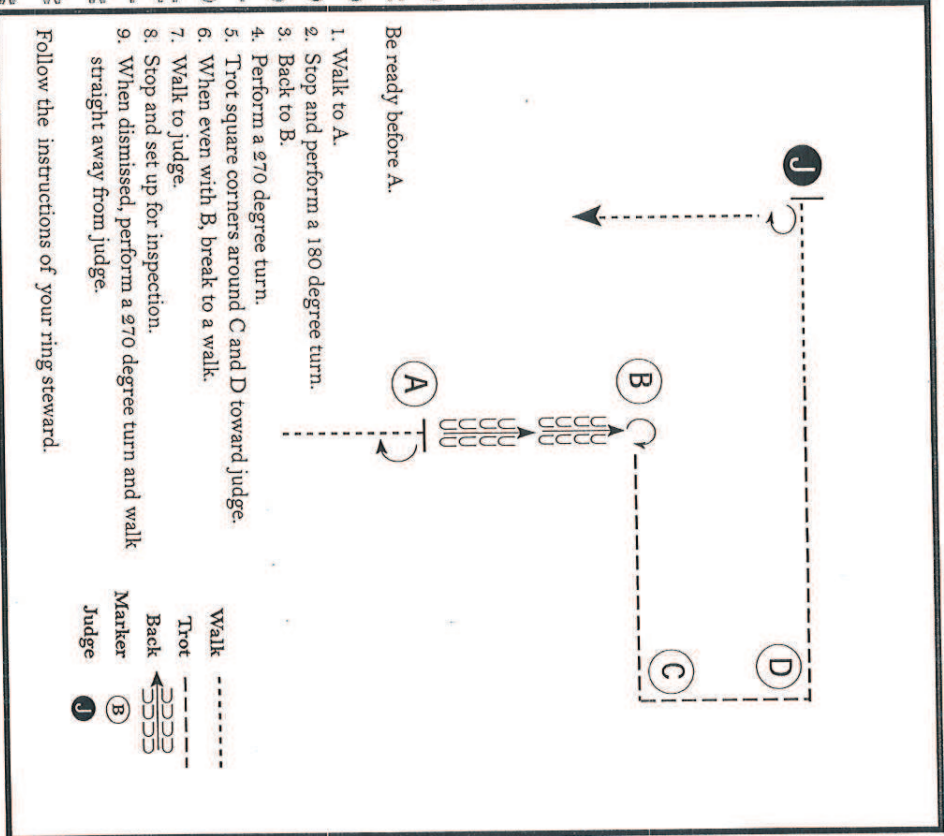
Pattern Provided by:

[T/2-26]

TSQHA

Level 1 Youth & Amateur Showmanship

Show Date: 05/31/18 - 06/01/2018



- Be ready before A.
1. Walk to A.
 2. Stop and perform a 180 degree turn.
 3. Back to B.
 4. Perform a 270 degree turn.
 5. Trot square corners around C and D toward judge.
 6. When even with B, break to a walk.
 7. Walk to judge.
 8. Stop and set up for inspection.
 9. When dismissed, perform a 270 degree turn and walk straight away from judge.

Walk -----
 Trot -----
 Back -----
 Marker (B)
 Judge (J)

Pattern Provided by:

Kerry Allen

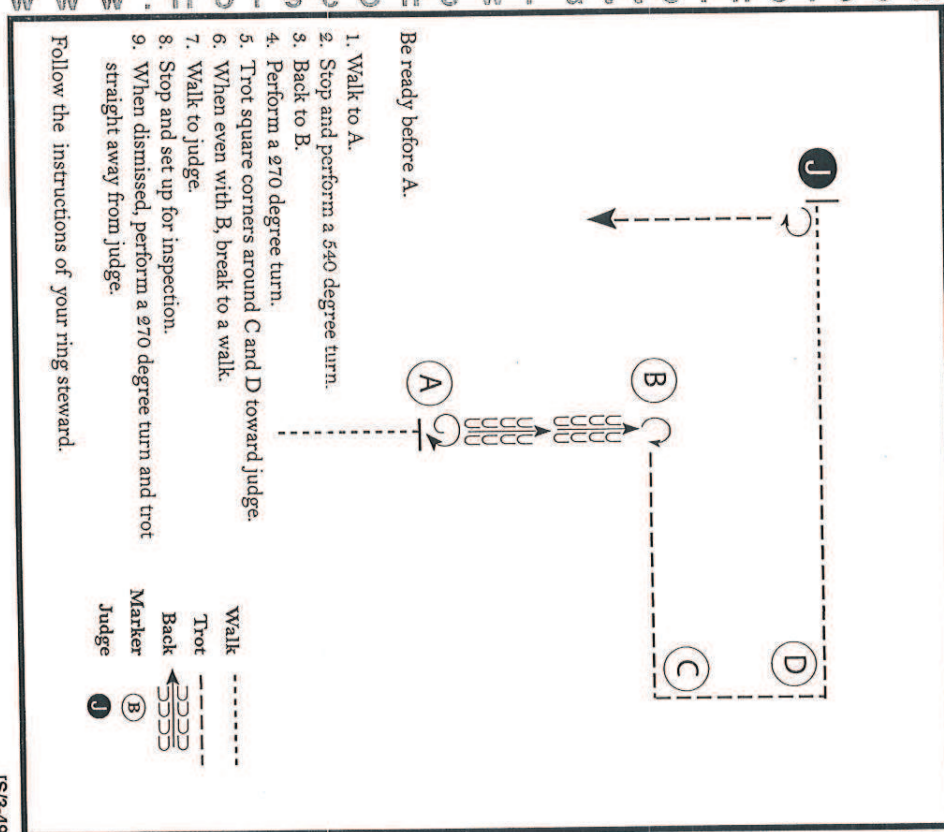
©2018 HorseShowPatterns.com. All Rights Reserved.

[S/2-49]

TSQHA

Youth, Amateur and Select Showmanship

Show Date: 05/31/18 - 06/01/2018



- Be ready before A.
1. Walk to A.
 2. Stop and perform a 540 degree turn.
 3. Back to B.
 4. Perform a 270 degree turn.
 5. Trot square corners around C and D toward judge.
 6. When even with B, break to a walk.
 7. Walk to judge.
 8. Stop and set up for inspection.
 9. When dismissed, perform a 270 degree turn and trot straight away from judge.

Walk -----
 Trot -----
 Back -----
 Marker (B)
 Judge (J)

Pattern Provided by:

Kerry Allen

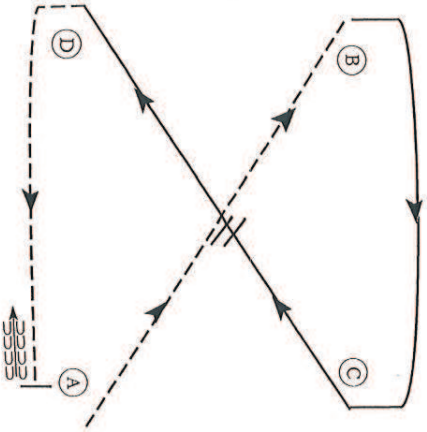
©2018 HorseShowPatterns.com. All Rights Reserved.

[S/3-49]

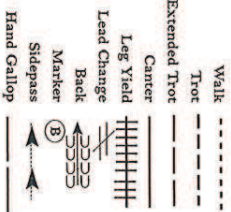
TSQHA

Equitation (Level 1 Youth and Amateur)

Show Date: 05/31/18 - 06/01/2018



- Be ready at A.
1. Posting trot on the left diagonal to B.
 2. Canter on the right lead to and around C and 1/2 way to D.
 3. Change leads and canter to D.
 4. Posting trot on the right diagonal to A.
 5. Halt at A and back approximately one horse length.
- Exit at a sitting trot.



[HSE/2-241]

Pattern Provided by:

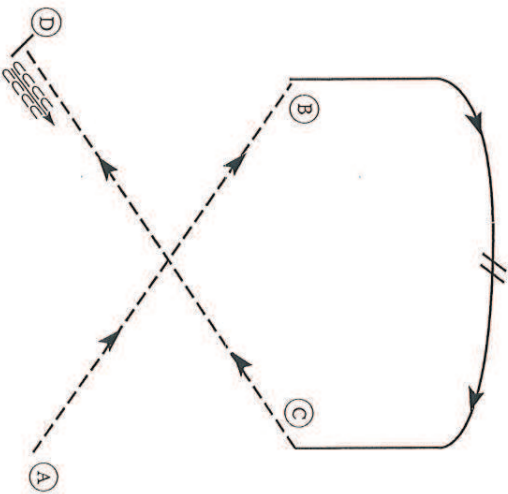
Kerry Allen

©2018 HorseShowPatterns.com. All Rights Reserved.

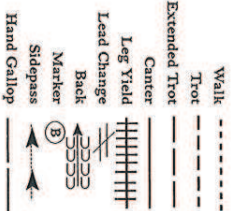
TSQHA

Equitation (Youth, Amateur and Select)

Show Date: 05/31/18 - 06/01/2018



- Be ready at A.
1. Sitting trot 1/2 way to B.
 2. Posting trot on the left diagonal to B.
 3. Canter on the left lead toward C.
 4. At the top of the arc, change leads and canter on the right lead to C.
 5. Posting trot on the right diagonal 1/2 way to D.
 6. Sitting trot to D.
 7. Halt at D and back approximately one horse length.
- Exit at a sitting trot.



[HSE/3-231]

Pattern Provided by:

Kerry Allen

©2018 HorseShowPatterns.com. All Rights Reserved.

TSQHA

Horsemanship (Level 1 Youth and Amateur)

Show Date: 05/31/18 - 06/01/2018

www.HorseShowPatterns.com

Be ready at A.

1. Lope on the right lead from A to B.
2. Stop past B and execute a 270 degree turn to the right.
3. Jog from B around C.
4. Lope on the left lead from C to D.
5. Stop at D and back one horse length.

Please exit at a jog.

Legend:

- Walk: (dotted line)
- Jog: - - - - - (dashed line)
- Extended Jog: - - - - - (dashed line with vertical bars)
- Lope: ||||| (vertical bars)
- Leg Yield: ||||| (vertical bars with diagonal lines)
- Lead Change: / (diagonal line)
- Back: (three sets of three curved lines pointing left)
- Marker: (circle with arrow pointing right)
- Sidepass: (circle with arrow pointing right)

[WH/2-231]

Pattern Provided by:

Kerry Allen

©2018 HorseShowPatterns.com. All Rights Reserved.

TSQHA

Horsemanship (Youth, Amateur and Select)

Show Date: 05/31/18 - 06/01/2018

www.HorseShowPatterns.com

1. Walk to A
2. Lope on the right lead to B
3. At B extend the jog in a circle to the right
4. At B lope on the left lead to C
5. At C stop and perform a 270 degree turn to the right
6. Jog to D
7. At D stop and back 4 steps

Legend:

- Walk: (dotted line)
- Jog: - - - - - (dashed line)
- Extended Jog: - - - - - (dashed line with vertical bars)
- Lope: ||||| (vertical bars)
- Leg Yield: ||||| (vertical bars with diagonal lines)
- Lead Change: / (diagonal line)
- Back: (three sets of three curved lines pointing left)
- Marker: (circle with arrow pointing right)
- Sidepass: (circle with arrow pointing right)

[WH/2-501]

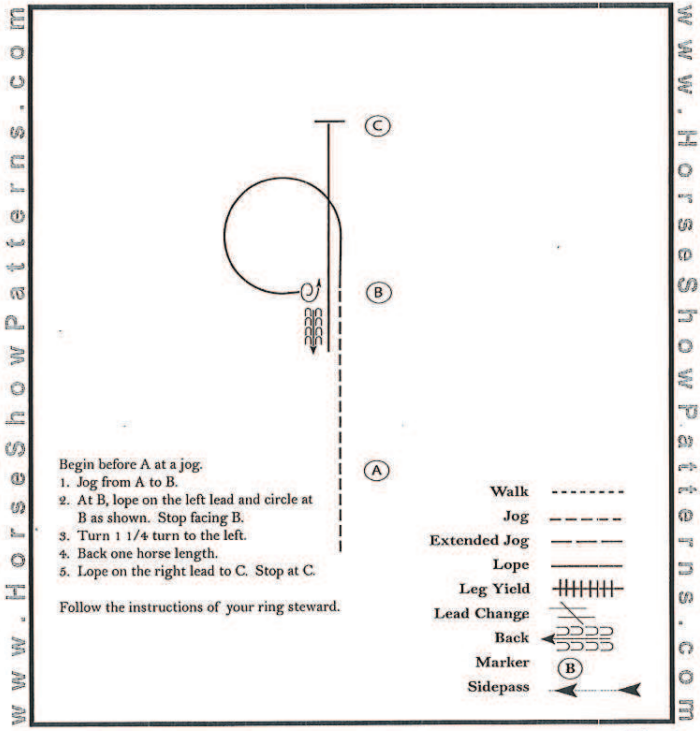
Pattern Provided by:

Kerry Allen

©2018 HorseShowPatterns.com. All Rights Reserved.



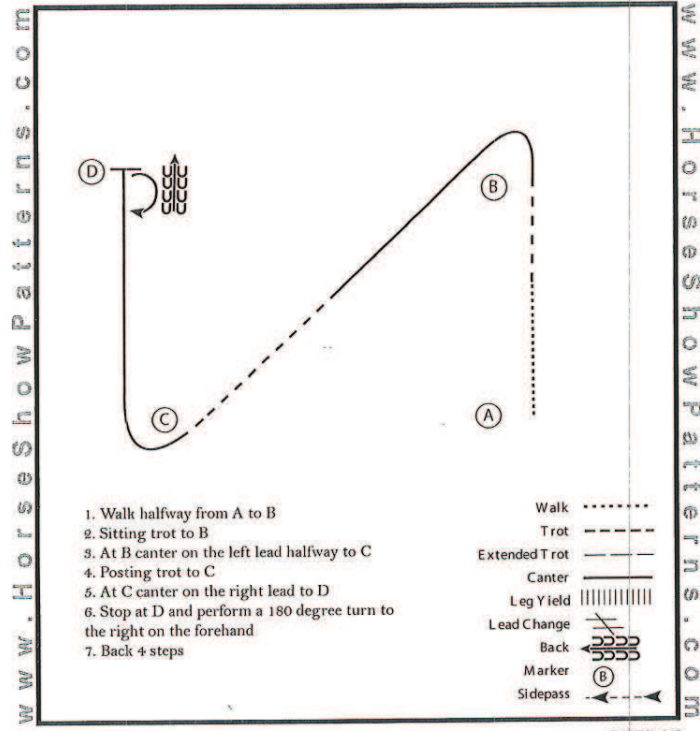
TSQHA Show
Western Horsemanship
 Show Date: June 2/3-2018



Pattern Provided by:
Lance Treptow

©2018 HorseShowPatterns.com. All Rights Reserved.

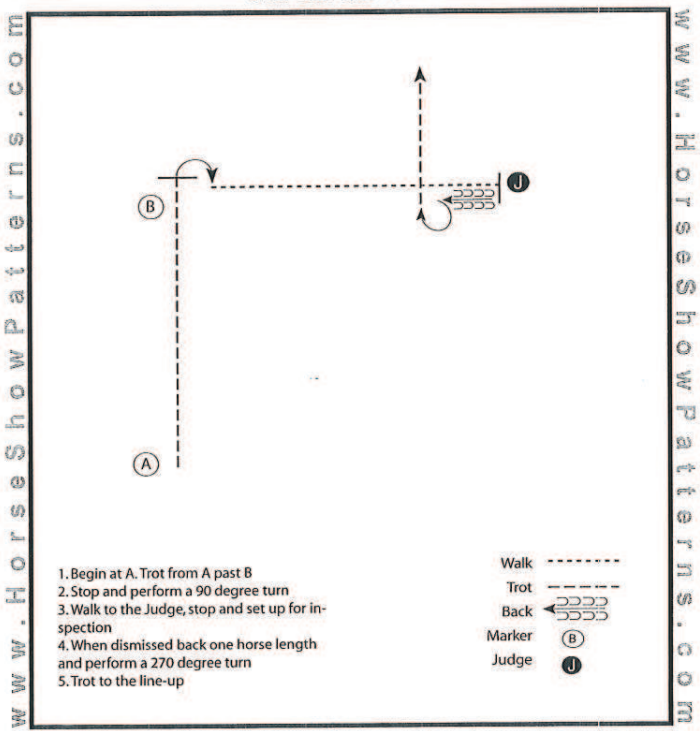
TSQHA Show
Hunt Seat Equitation
 Show Date: June 2/3-2018



Pattern Provided by:
Lance Treptow

©2018 HorseShowPatterns.com. All Rights Reserved.

TSQHA Show
Showmanship
 Show Date: June 2/3-2018



Pattern Provided by:
Lance Treptow

©2018 HorseShowPatterns.com. All Rights Reserved.

Handwritten signature or initials.

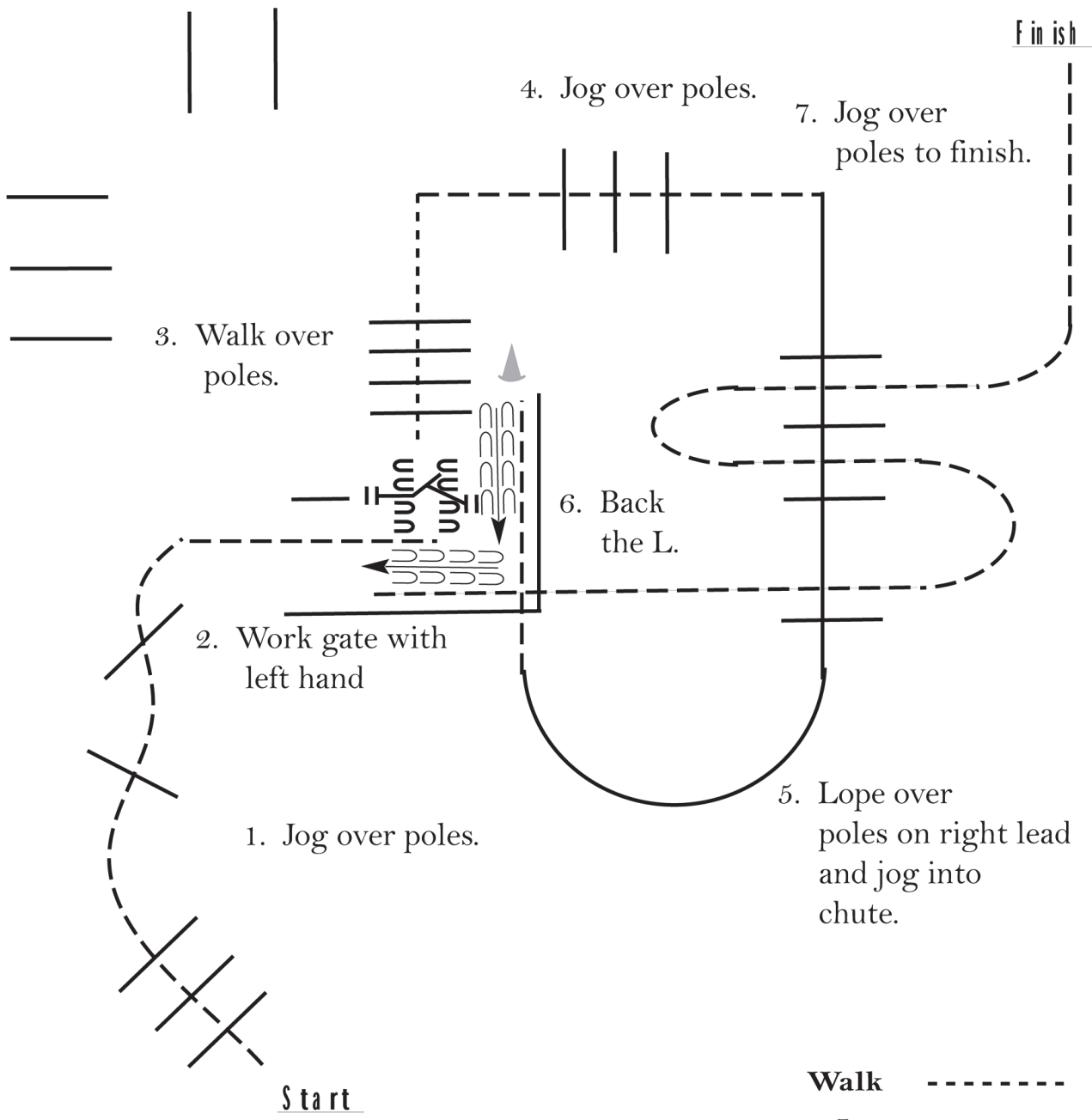
2018 June TSQHA

Trail (All but W/J)

Show Date:

w w w . H o r s e S h o w P a t t e r n s . c o m

w w w . H o r s e S h o w P a t t e r n s . c o m



- Walk - - - - -
- Jog - - - - -
- Lope ———
- Back ← [backing symbol]
- Marker ▲
- Sidepass ← [sidepass symbol]

[T/2-52]

Pattern Provided by: