

**2018 Mapleleaf Circuit**  
**June 22-23-24, 2018 - Lake St Louis, MO**  
AQHA & MoQHA Approved  
A new schedule - THREE single shows!  
*Relaxed! Show More! Feel free to leave the bling!*



# Pattern Book

## Western Riding

Round 1

Green/Level 1 - Green 1

All Others - Regular 1

Round 2

Green/Level 1 - Green 2

All Others - Regular 2

Round 3

Green/Level 1 - Green 4

All Others - Regular 4

## Reining

Round 1 - Pattern 9

Round 2 - Pattern 11

Round 3 - Pattern 10

## Ranch Riding

Round 1 - Pattern 1

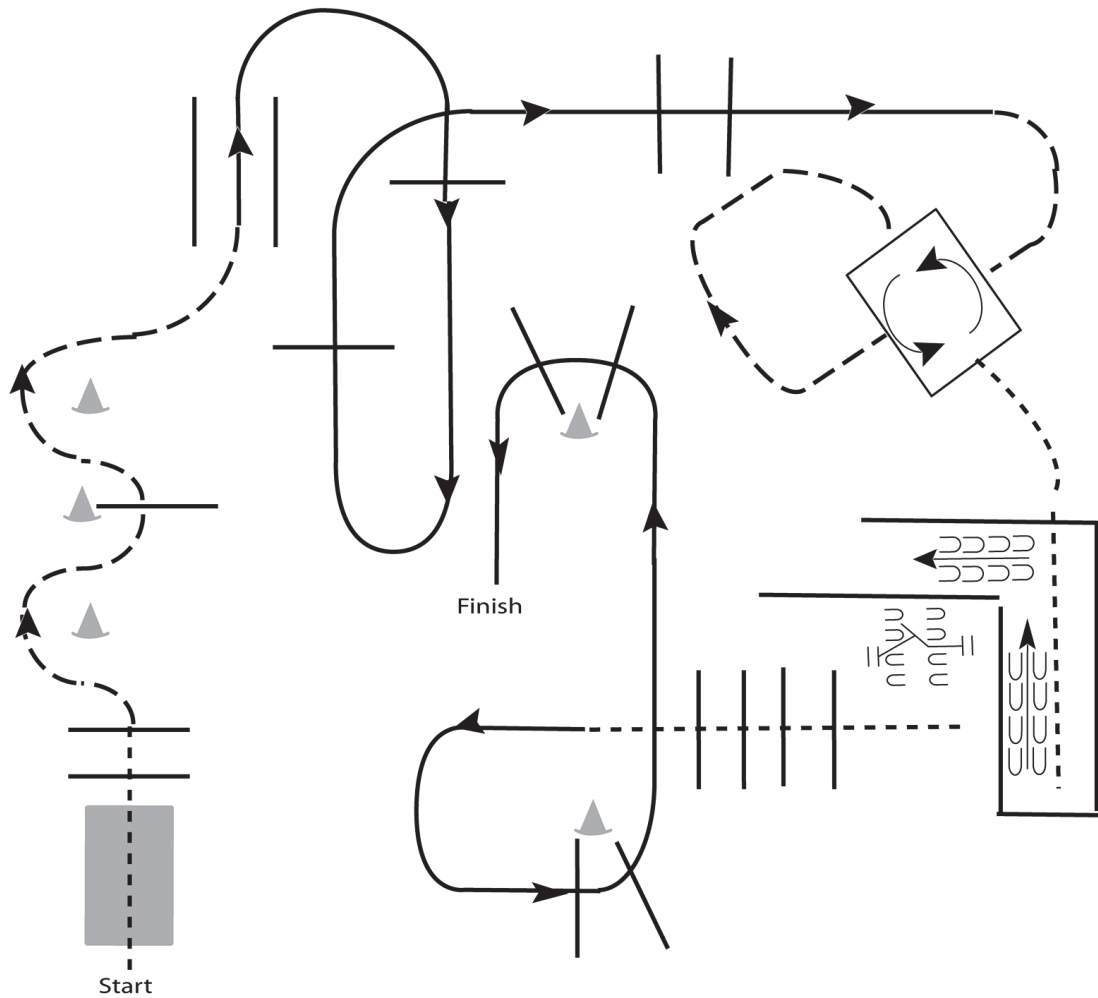
Round 2 - Pattern 2

Round 3 - Pattern 3

# Maple Leaf

## June 21 Pattern (All Ages)

Show Date: 06-21-2018



1. Walk over bridge and over poles
2. Jog through serpentine and over pole
3. Lope on the right lead over poles
4. Jog through box, then jog into box
5. Turn 360 degrees to the left in the box
6. Walk out of box and into chute
7. Back the L
8. Work the gate
9. Walk over poles
10. Lope on the left lead over poles to finish

<b>Walk</b>	-----
<b>Jog</b>	-----
<b>Extended Jog</b>	-----
<b>Lope</b>	-----
<b>Leg Yield</b>	
<b>Lead Change</b>	↘
<b>Back</b>	←←←
<b>Marker</b>	Ⓚ
<b>Sidepass</b>	←-----→

[T/3-4]

Pattern Provided by:

*Kendra Weis*

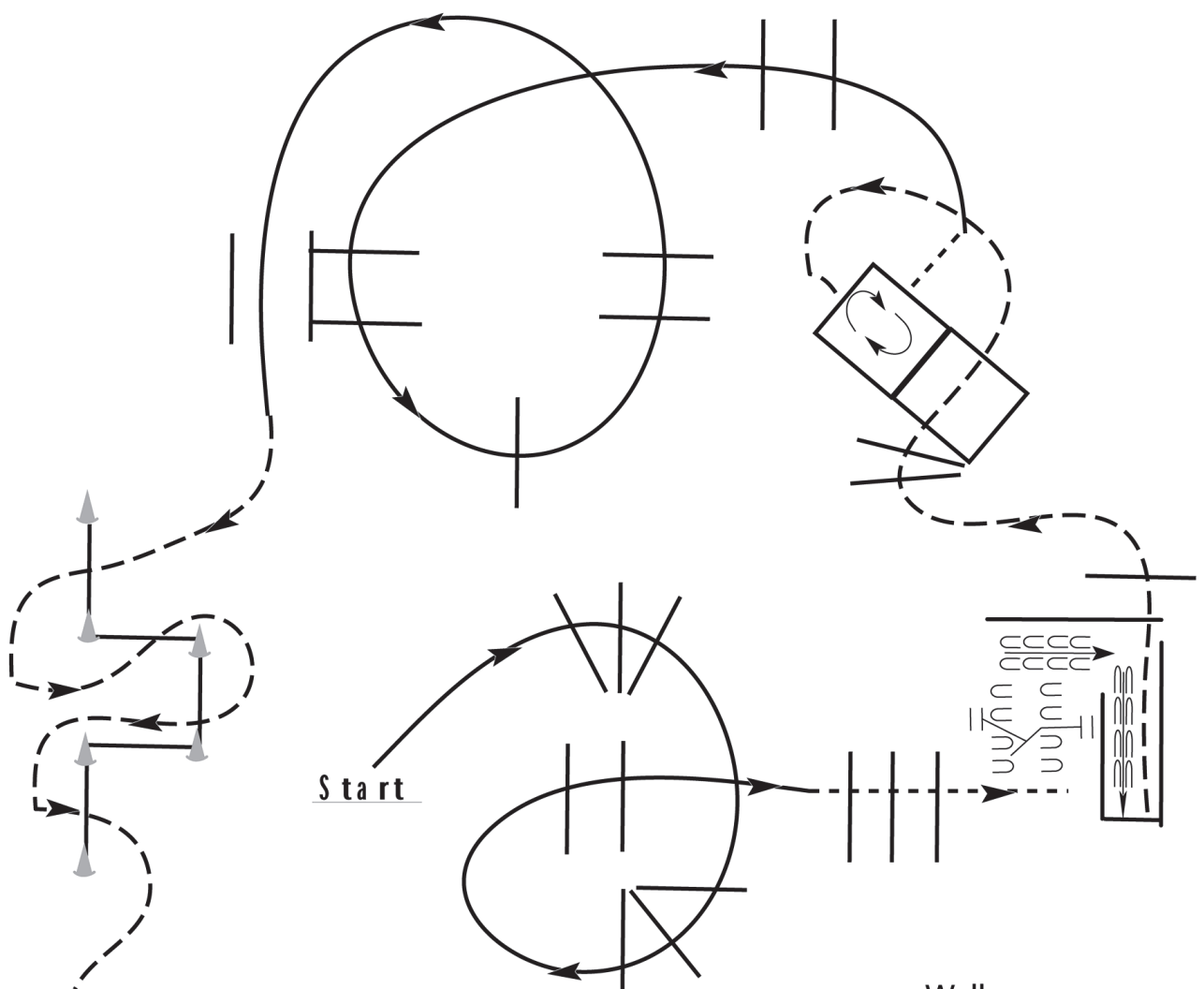
# Maple Leaf

June 23 Pattern (All Ages)

Show Date: 06-21-2018

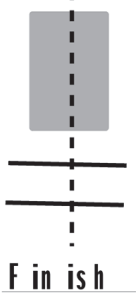
www.HorseShowPatterns.com

www.HorseShowPatterns.com



1. Lope on the right lead over poles
2. Walk over poles to gate
3. Left hand push gate and back L
4. Jog out of chute and over poles into box
5. 3/4 turn to the right in box and walk out of box
6. Lope on the left lead over poles
7. Jog over poles
8. Walk over bridge and over poles to finish

Walk	-----
Jog	- - - - -
Extended Jog	- - - - -
Lope	—————
Leg Yield	
Lead Change	↘
Back	←←←←←
Marker	(B)
Sidepass	←-----→



[T/3-10]

Pattern Provided by:  
*Kendra Weis*

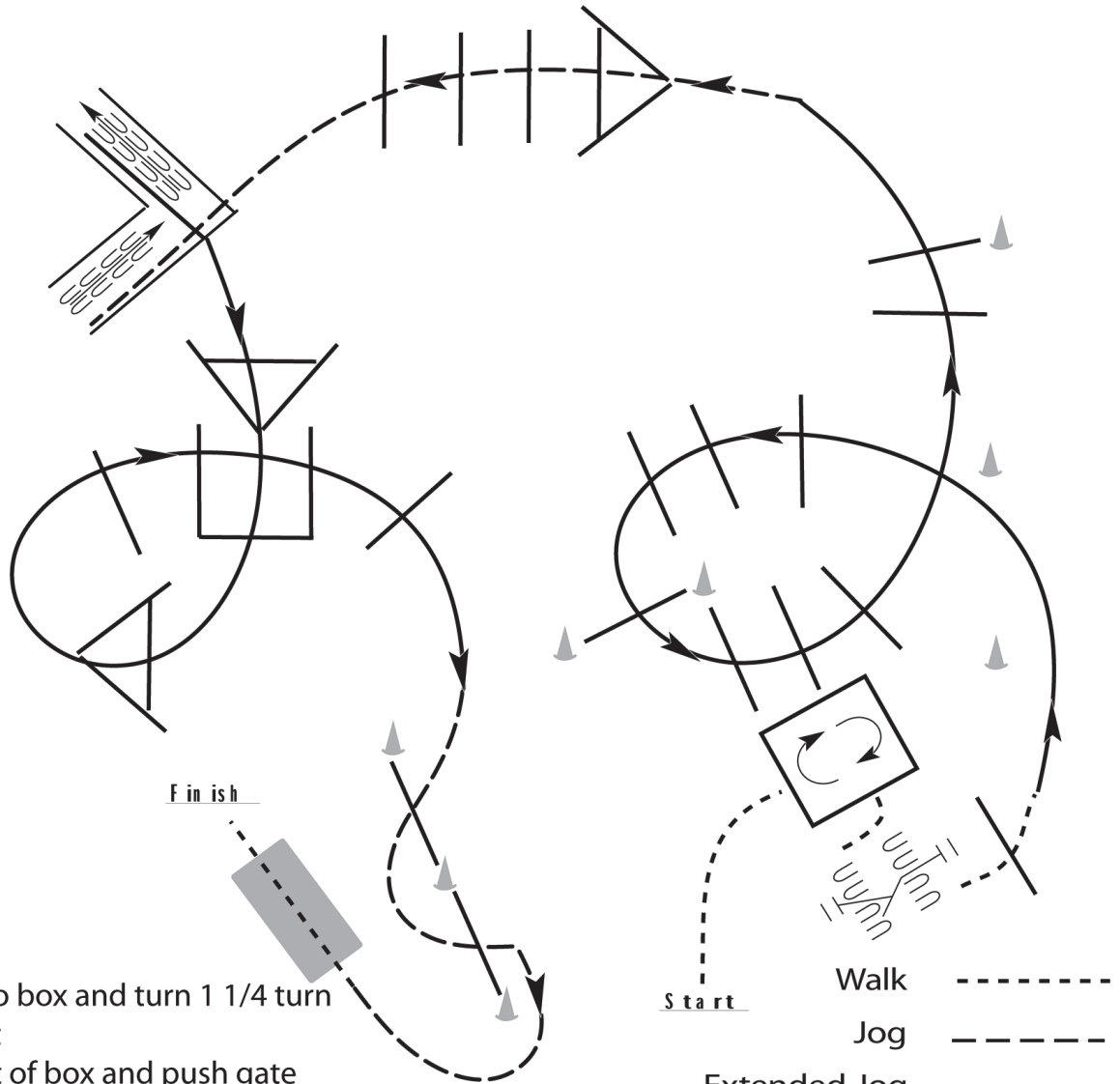
# Maple Leaf

## June 24 Pattern (All Ages)

Show Date: 06-21-2018

www.HorseShowPatterns.com

www.HorseShowPatterns.com



1. Walk into box and turn 1 1/4 turn to the right
2. Walk out of box and push gate with left hand
3. Walk over pole then lope on the left lead over poles
4. Jog over poles and into chute
5. Back the L
6. Lope out of chute and over poles on the right lead
7. Jog over poles
8. Walk over bridge to finish

Start	Walk	-----
	Jog	- - - - -
	Extended Jog	-----
	Lope	=====
	Leg Yield	
	Lead Change	///
	Back	←←←←←
	Marker	⊙ B
	Sidepass	←-----←

[T/3-11]

Pattern Provided by:

*Kendra Weis*

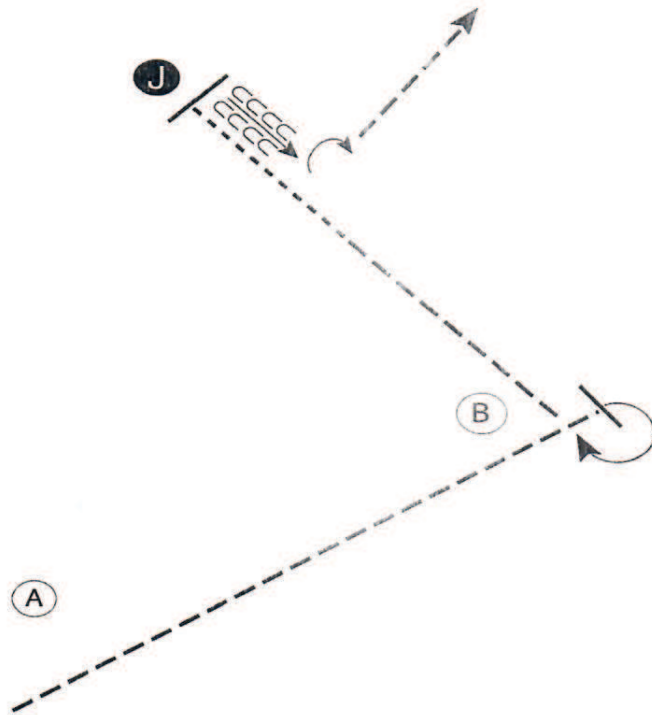
# MapleLeaf

## Showmanship

Show Date: June 22-23, 2018

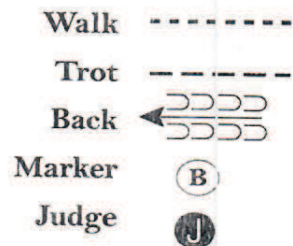
www.HorseShowPatterns.com

www.HorseShowPatterns.com



Be ready at A.

1. Trot past B and stop
  2. Perform a 270 degree turn
  3. Trot halfway to the Judge
  4. Break to the walk and walk to the Judge
  5. Stop and set up for inspection
  6. When dismissed back one horse length
  7. Perform a 90 degree turn and trot to the line-up
- Follow the instructions of your ring steward.



Pattern Provided by:

*Chris Brown*

©2018 HorseShowPatterns.com. All Rights Reserved.

[S/1-27]

*AK*

# Maple Leaf Circuit

Horsemanship (All but walk/jog)

Show Date:

Be ready at A.

1. Lope on the right lead to B.
2. Turn 180 degrees to the right.
3. Lope on the left lead back around to B.
4. At B, break to the walk.
5. Walk approximately 10 feet.
6. Jog to A.
7. Stop at A and back approximately one horse length.

Follow the instructions of your ring steward.

Walk .....  
 Jog - - - - -  
 Extended Jog - - - - -  
 Lope | | | | |  
 Leg Yield / / / / /  
 Lead Change / / / / /  
 Back / / / / /  
 Marker (B)  
 Sidepass (B)

Pattern Provided by:

Judges

©2018 HorseShowPatterns.com. All Rights Reserved.

WH/2-43  
F. J. Jones

# Maple Leaf Circuit

Equitation (All But Walk/trot)

Show Date:

Be ready at A.

1. Walk two horse lengths from A.
2. Trot on the right diagonal until even with B.
3. Change diagonals and trot a half circle.
4. Canter on the right lead until even with A.
5. Perform a simple lead change.
6. Canter a half circle and halfway to B.
7. Sitting trot to B.
8. Stop when even with B and back approximately one horse length.

Follow the instructions of your ring steward.

Walk .....  
 Trot - - - - -  
 Extended Trot - - - - -  
 Canter | | | | |  
 Leg Yield / / / / /  
 Lead Change / / / / /  
 Back / / / / /  
 Marker (B)  
 Hand Gallop (B)

Pattern Provided by:

Judges

©2018 HorseShowPatterns.com. All Rights Reserved.

HS/E/2-571  
F. J. Jones

# Maple Leaf Circuit

Equitation (All but walk/trot)

Show Date:

Be ready at A.

1. Walk two horse lengths from A.
2. Sitting trot to B.
3. Posting trot on the right diagonal from B halfway to C.
4. Halfway to C, canter a circle to the left.
5. Close the circle and trot on the right diagonal to C.
6. Change diagonals and trot on the left diagonal to D.
7. Halt at D and back approximately one horse length.

Follow the instructions of your ring steward.

Walk .....  
Trot - - - - -  
Extended Trot - - - - -  
Canter | | | | |  
Leg Yield / / / / /  
Lead Change / / / / /  
Back \ \ \ \ \  
Marker (B)  
Sidepass (B)  
Hand Gallop (B)

Pattern Provided by:

Judges

©2018 HorseShowPatterns.com, All Rights Reserved.

*S. J. ...*

# Maple Leaf Circuit

Horsemanship (All but walk/jog)

Show Date:

Be ready at A.

1. Walk from A 1/2 way to B.
2. Jog the rest of the way to B.
3. Lope a circle to the right.
4. Change leads at B.
5. Lope on the left lead to C.
6. Stop at C and back one horse length.

Retire to the rail or line up at a jog.

Walk .....  
Jog - - - - -  
Extended Jog - - - - -  
Lope | | | | |  
Leg Yield / / / / /  
Lead Change / / / / /  
Back \ \ \ \ \  
Marker (B)  
Sidepass (B)

Pattern Provided by:

Judges

©2018 HorseShowPatterns.com, All Rights Reserved.

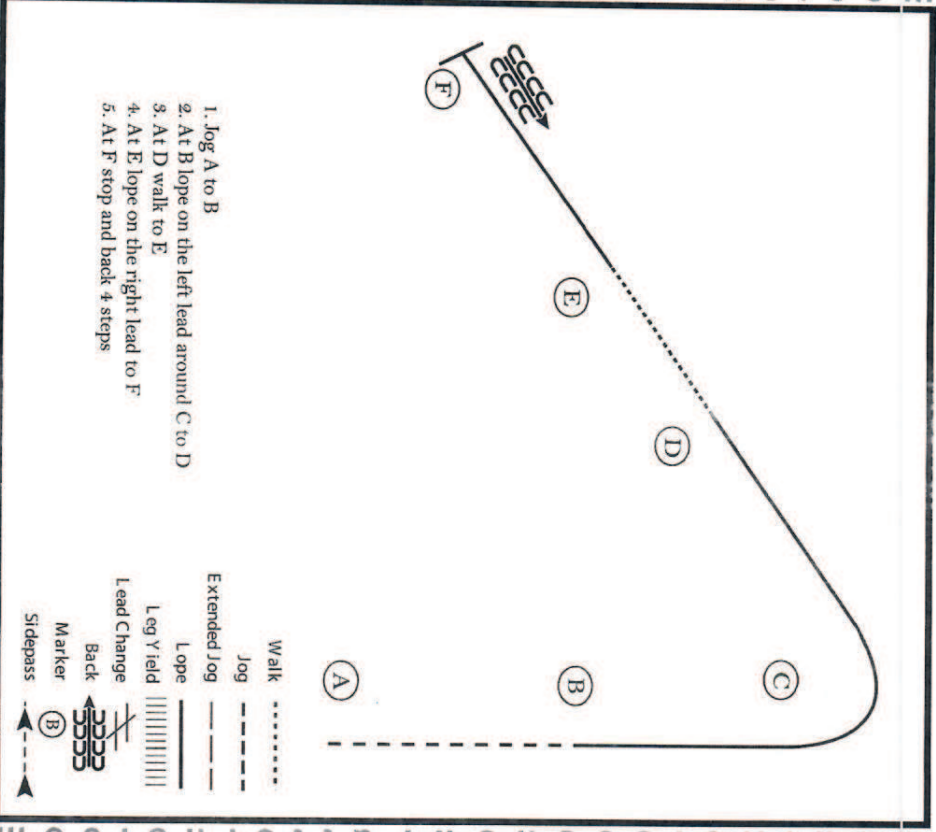
*S. J. ...*

# MapleLeaf

All Western Horsemanship

Show Date: June 22-23, 2018

www.HorseShowPatterns.com



1. Jog A to B
2. At B lope on the left lead around C to D
3. At D walk to E
4. At E lope on the right lead to F
5. At F stop and back 4 steps

Pattern Provided by:

Chris Brown

©2018 HorseShowPatterns.com, All Rights Reserved.

*Sounder*

IWH-1-3N

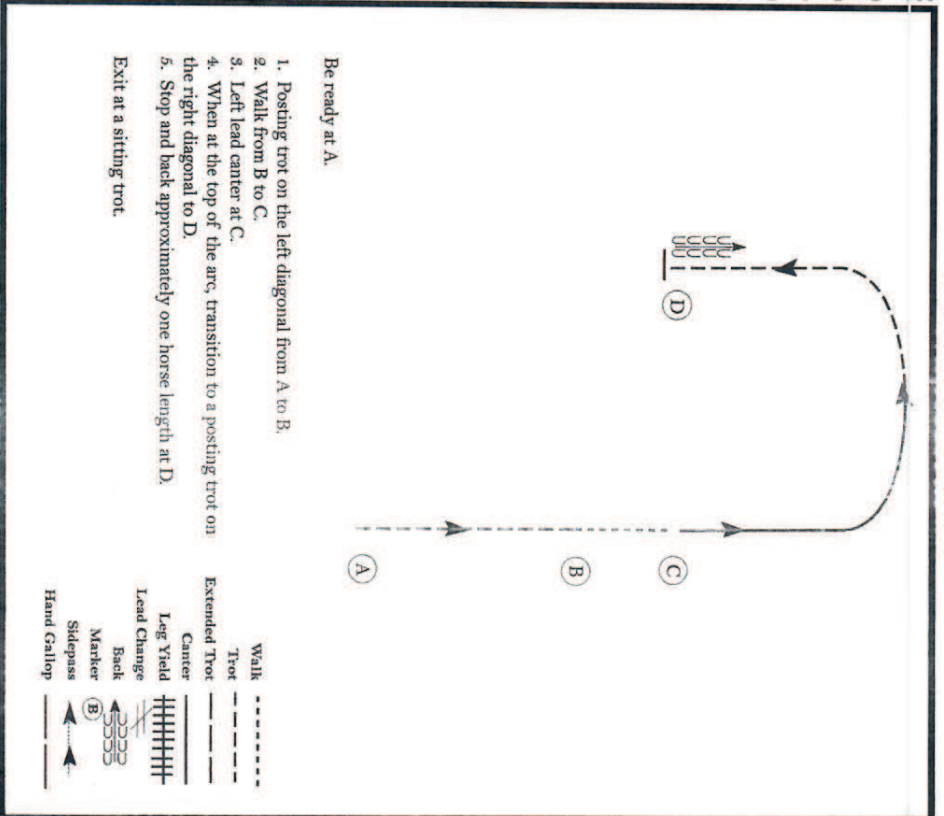
www.HorseShowPatterns.com

# MapleLeaf

All Equitation

Show Date: June 22-23, 2018

www.HorseShowPatterns.com



- Be ready at A.
1. Posting trot on the left diagonal from A to B.
  2. Walk from B to C.
  3. Left lead canter at C.
  4. When at the top of the arc, transition to a posting trot on the right diagonal to D.
  5. Stop and back approximately one horse length at D.
- Exit at a sitting trot.

Pattern Provided by:

Chris Brown

©2018 HorseShowPatterns.com, All Rights Reserved.

*Sounder*

IHE-1-20

www.HorseShowPatterns.com