


Big A

Pattern Book

\$5.00 at the show - FREE at home!

Special Thanks To Our Major Sponsors...



Without your support - just not possible!

Be sure to enjoy the parties offered throughout the show.

Day prizes, awards, popsicles & more in the concierge lounge.

2018 Stars & Stripes & Big A High Point Awards

The following classes indicate which classes count towards each high point award.

*Please note that you **must** show in your respective halter class at each show to qualify.*

Level 1/Novice Youth

Level 1/Novice Youth Showmanship
Level 1/Novice Youth Horsemanship
Level 1/Novice Youth Western Pleasure
Level 1/Novice Youth Hunter Under Saddle
Level 1/Novice Youth Equitation
Level 1/Novice Youth Hunter Hack
Level 1/Novice Youth Equitation Over Fences
Level 1/Novice Youth Working Hunter
Level 1/Novice Youth Western Riding
Level 1/Novice Youth Trail
Level 1/Novice Youth Ranch Riding
Youth Geldings 3 year old, Aged **OR** Youth Performance Geldings
Youth Mares 3 year old, Aged **OR** Youth Performance Mares

13 & under Youth

13 & under Showmanship
13 & under Horsemanship
13 & under Western Pleasure
13 & under Equitation
13 & under Hunter Under Saddle
13 & under Trail (Level 2 OR Level 3)
Youth Western Riding (Level 2 OR Level 3)
Youth Working Hunter
Youth Equitation Over Fences
Youth Jumping
Youth Hunter Hack
Youth Ranch Riding
Youth Reining
Youth Geldings 3 year old, Aged **OR** Youth Performance Geldings
Youth Mares 3 year old, Aged **OR** Youth Performance Mares

14-18 Youth

14-18 Showmanship (Level 2 OR Level 3)
14-18 Horsemanship (Level 2 OR Level 3)
14-18 Western Pleasure
14-18 Equitation
14-18 Hunter Under Saddle
14-18 Trail (Level 2 OR Level 3)
Youth Western Riding (Level 2 OR Level 3)
Youth Working Hunter
Youth Equitation Over Fences
Youth Hunter Hack
Youth Jumping
Youth Ranch Riding
Youth Reining
Youth Geldings 3 year old, Aged **OR** Youth Performance Geldings
Youth Mares 3 year old, Aged **OR** Youth Performance Mares

Level 1/Novice Amateur

Level 1/Novice Amateur Showmanship
Level 1/Novice Amateur Horsemanship
Level 1/Novice Amateur Western Pleasure
Level 1/Novice Amateur Hunter Under Saddle
Level 1/Novice Amateur Equitation
Level 1/Novice Amateur Hunter Hack
Level 1/Novice Amateur Equitation Over Fences
Level 1/Novice Amateur Working Hunter
Level 1/Novice Amateur Western Riding
Level 1/Novice Amateur Trail
Level 1/Novice Amateur Ranch Riding
Amateur Geldings 3 year old, Aged **OR** Amateur Performance Geldings
Amateur Mares 3 year old, Aged **OR** Amateur Performance Mares

Amateur

Amateur Pleasure Driving
Amateur Showmanship (Level 2 OR Level 3)
Amateur Horsemanship (Level 2 OR Level 3)
Amateur Western Pleasure
Amateur Equitation
Amateur Hunter Under Saddle
Amateur Trail (Level 2 OR Level 3)
Amateur Western Riding (Level 2 OR Level 3)
Amateur Working Hunter
Amateur Equitation Over Fences
Amateur Hunter Hack
Amateur Jumping
Amateur Ranch Riding
Amateur Reining
Amateur Stallions 3 year old, Aged **OR** Amateur Performance Stallions
Amateur Geldings 3 year old, Aged **OR** Amateur Performance Geldings
Amateur Mares 3 year old, Aged **OR** Amateur Performance Mares

Select Amateur

Amateur Pleasure Driving
Amateur Jumping
Amateur Reining
Amateur Ranch Riding
Select Amateur Showmanship (Level 2 OR Level 3)
Select Amateur Horsemanship (Level 2 OR Level 3)
Select Amateur Western Pleasure
Select Amateur Equitation
Select Amateur Hunter Under Saddle
Select Amateur Trail (Level 2 OR Level 3)
Select Amateur Western Riding (Level 2 OR Level 3)
Select Amateur Working Hunter
Select Amateur Equitation Over Fences
Select Amateur Hunter Hack
Amateur Stallions 3 year old, Aged **OR** Amateur Performance Stallions
Amateur Geldings 3 year old, Aged **OR** Amateur Performance Geldings
Amateur Mares 3 year old, Aged **OR** Amateur Performance Mares

Youth FENCE

Youth Working Hunter
Youth Equitation Over Fences
Youth Hunter Hack
Youth Jumping
Youth Geldings 3 year old, Aged **OR** Performance Geldings
Youth Mares 3 year old, Aged **OR** Youth Performance Mares

Amateur FENCE

Amateur Working Hunter
Amateur Equitation Over Fences
Amateur Hunter Hack
Amateur Jumping
Amateur Stallions 3 year old, Aged **OR** Amateur Performance Stallions
Amateur Geldings 3 year old, Aged **OR** Amateur Performance Geldings
Amateur Mares 3 year old, Aged **OR** Amateur Performance Mares

Select FENCE

Amateur Jumping
Select Amateur Working Hunter
Select Amateur Equitation Over Fences
Select Amateur Hunter Hack
Amateur Stallions 3 year old, Aged **OR** Amateur Performance Stallions
Amateur Geldings 3 year old, Aged **OR** Amateur Performance Geldings

Amateur Mares 3 year old, Aged **OR** Amateur Performance Mares

Green Horse

Green Working Hunter
Green Hunter Under Saddle
Green Western Pleasure
Green Western Riding
Green Trail
Open Stallions – 3 year olds, Aged, Performance
Open Mares – 3 year olds, Aged, Performance
Open Geldings – 3 year olds, Aged, Performance

Open FENCE Horse

Working Hunter – Jr or Sr
Hunter Hack – Jr or Sr
Jumping
Open Stallions – 3 year olds, Aged, Performance
Open Mares – 3 year olds, Aged, Performance
Open Geldings – 3 year olds, Aged, Performance

Open Junior Horse

Jr Pleasure Driving
Jr Hunter Under Saddle
Jr Working Hunter
Jr Hunter Hack

Jumping
Jr Trail – Level 2 OR Level 3
Jr Western Riding
Jr Western Pleasure
Ranch Riding
Reining
Open Stallions – 3 year olds, Aged, Performance
Open Mares – 3 year olds, Aged, Performance
Open Geldings – 3 year olds, Aged, Performance

Open Senior Horse

Sr Pleasure Driving
Sr Hunter Under Saddle
Sr Working Hunter
Sr Hunter Hack
Jumping
Sr Trail – Level 2 OR Level 3
Sr Western Riding – Level 2 OR Level 3
Sr Western Pleasure
Ranch Riding
Reining
Open Stallions – Aged, Performance
Open Mares – Aged, Performance
Open Geldings – Aged, Performance

ALL LEVELED CLASSES - will offer a circuit award in EACH level. Each will count towards the respective High Point Awards as well.

JOINT CIRCUITS

*** NEW for 2018 – Versatility/Ranch High Points**

Offered In Open, Amateur, Youth. Must show the following: At least ONE AQHA Reining OR Ranch Riding per Division. VRH Conformation per division. TWO other VRH Classes – Trail, Reining or Ranch. At BOTH the Stars N Stripes and The Big A 2. These are the minimum classes to qualify for the various high point awards. All classes within these divisions will count though.

*** High Point Halter Horse** - Open & Am. Stallion, Mare & Gelding, Youth Mare & Gelding

Please note – NO high points will be tabulated till the end of the shows to insure accuracy.

NO AWARDS will be mailed. All awards must be picked up by the end of the show.

All conflicts will be handled. We want you to show in as many classes as you can or want. But we cannot handle a conflict if we are not aware.

You may **NOT ADD ANY NSBA** class **AT** the gate. **ALL NSBA** entries for **ALL** classes must be made directly with the show office.

If you **ADD** to a pattern class **AFTER** the draws have been drawn, you will go **FIRST**. Please Enter every class at the beginning. You can scratch with **NO** penalty.

Draws – many of the draws for the FIRST class in the morning, will be drawn and posted the night before. Please make your entries by 5 pm. If you add after the draw is drawn, you will go first.

Western Riding

Day	Green/Level 1 Novice/Level 1 Youth Novice/Level 1 Amateur	Jr & Sr (all levels) Youth Amateur Select
Sunday, July 1	Green 2	Pattern 2
Thursday, July 5	Green 1	Pattern 1
Sunday, July 8	Green 4	Pattern 4

Ranch Riding

Day	ALL
Sunday, July 1	Custom Pattern A
Saturday, July 7	Custom Pattern B
Sunday, July 8	Custom Pattern G

Reining

Day	ALL
Sunday, July 1	Reining 11
Saturday, July 7	Reining 9
Sunday, July 8	Reining 3

VRH Classes

Day	Reining	Trail	Riding
Saturday, June 30	VRH 7	Custom 4	Custom 4
Saturday, July 7	VRH 8	Custom 1	Custom 1

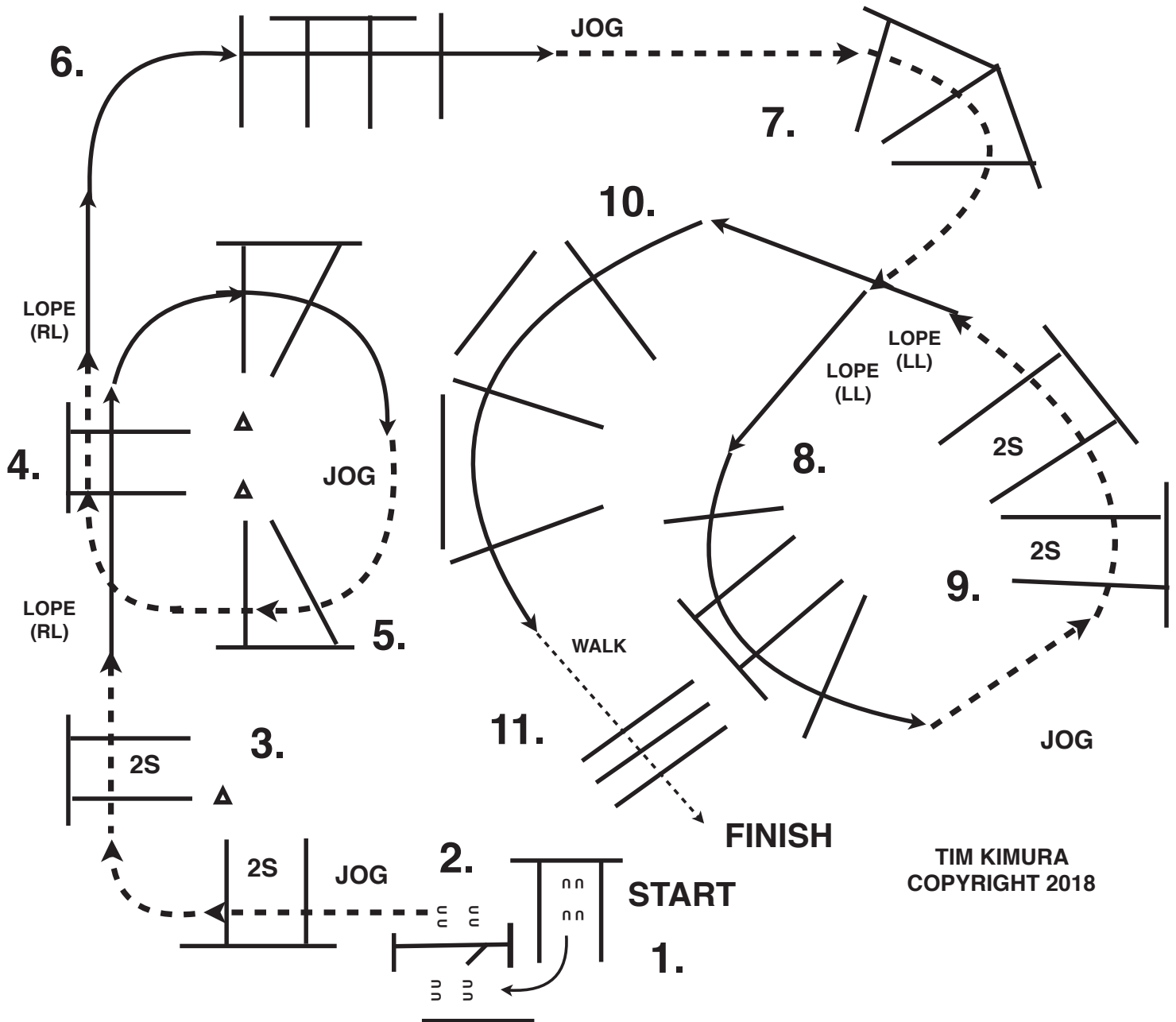
All conflicts will be handled. We want you to show in as many classes as you can or want. But we cannot handle a conflict if we are not aware.

You may **NOT ADD ANY NSBA** class **AT** the gate. **ALL NSBA** entries for **ALL** classes must be made directly with the show office.

If you **ADD** to a pattern class **AFTER** the draws have been drawn, you will go **FIRST**. Please Enter every class at the beginning. You can scratch with **NO** penalty. The Futurity classes have a different scratch policy.

**2018 STARS AND STRIPES
SATURDAY JUNE 30**

**GREEN JUNIOR AND SENIOR
JUNIOR HORSES AND YOUTH 13 & UNDER
NOVICE YOUTH & NOVICE AMATEUR**

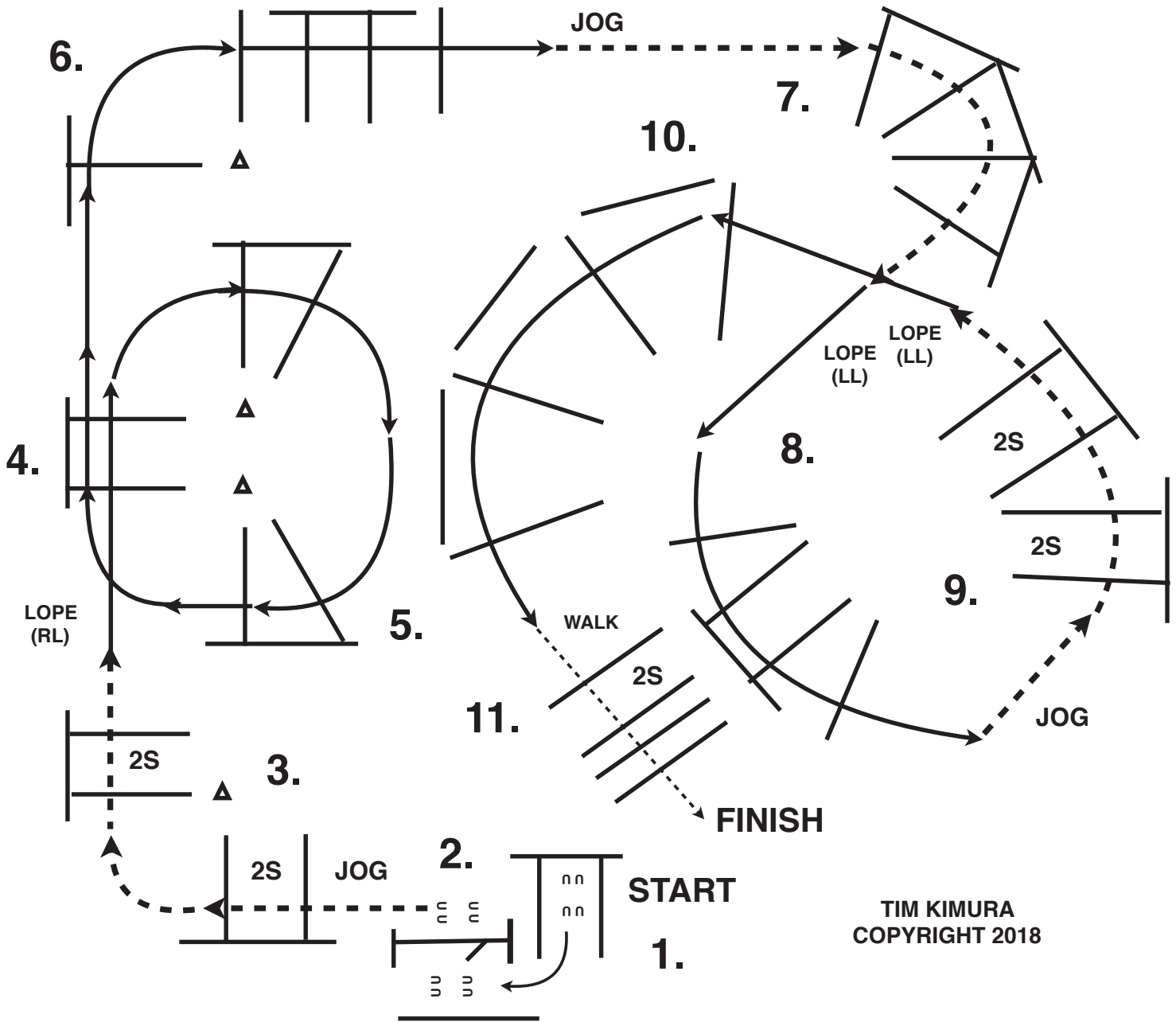


TIM KIMURA
COPYRIGHT 2018

- | | |
|---|---|
| <ol style="list-style-type: none"> 1. START INSIDE CHUTE.
BACK BETWEEN POLES UP TO GATE. 2. GATE: LH OPEN RIDE THRU CLOSE. 3. JOG OVER POLES. 4. LOPE OVER POLES (RL) 5. BREAK TO THE JOG, JOG OVER POLES. 6. LOPE OVER POLES (RL). | <ol style="list-style-type: none"> 7. BREAK TO THE JOG,
JOG OVER POLES. 8. LOPE OVER POLES (RL). 9. JOG OVER POLES. 10. LOPE OVER POLES (LL). 11. STOP OR BREAK TO THE WALK
WALK OVER POLES. |
|---|---|

2018 STARS AND STRIPES
SATURDAY JUNE 30

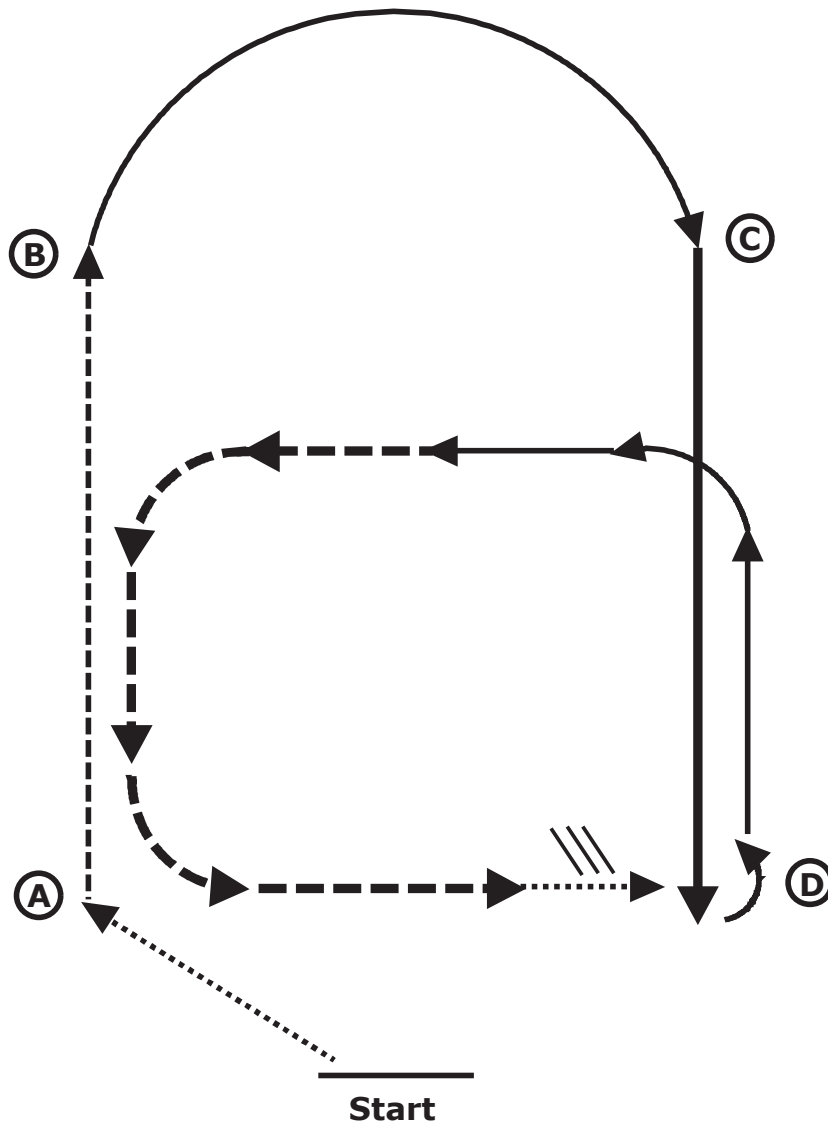
YOUTH 14-18 - AMATEUR
SELECT - SENIOR



TIM KIMURA
COPYRIGHT 2018

1. START INSIDE CHUTE.
BACK BETWEEN POLES UP TO GATE.
2. GATE: LH OPEN RIDE THRU CLOSE.
3. JOG OVER POLES.
4. LOPE OVER POLES (RL)
5. LOPE OVER POLES (RL)
6. LOPE OVER POLES (RL).
7. BREAK TO THE JOG,
JOG OVER POLES.
8. LOPE OVER POLES (LL)
9. BREAK TO THE JOG,
JOG OVER POLES.
10. LOPE OVER POLES (LL).
11. STOP OR BREAK TO THE WALK
WALK OVER POLES.

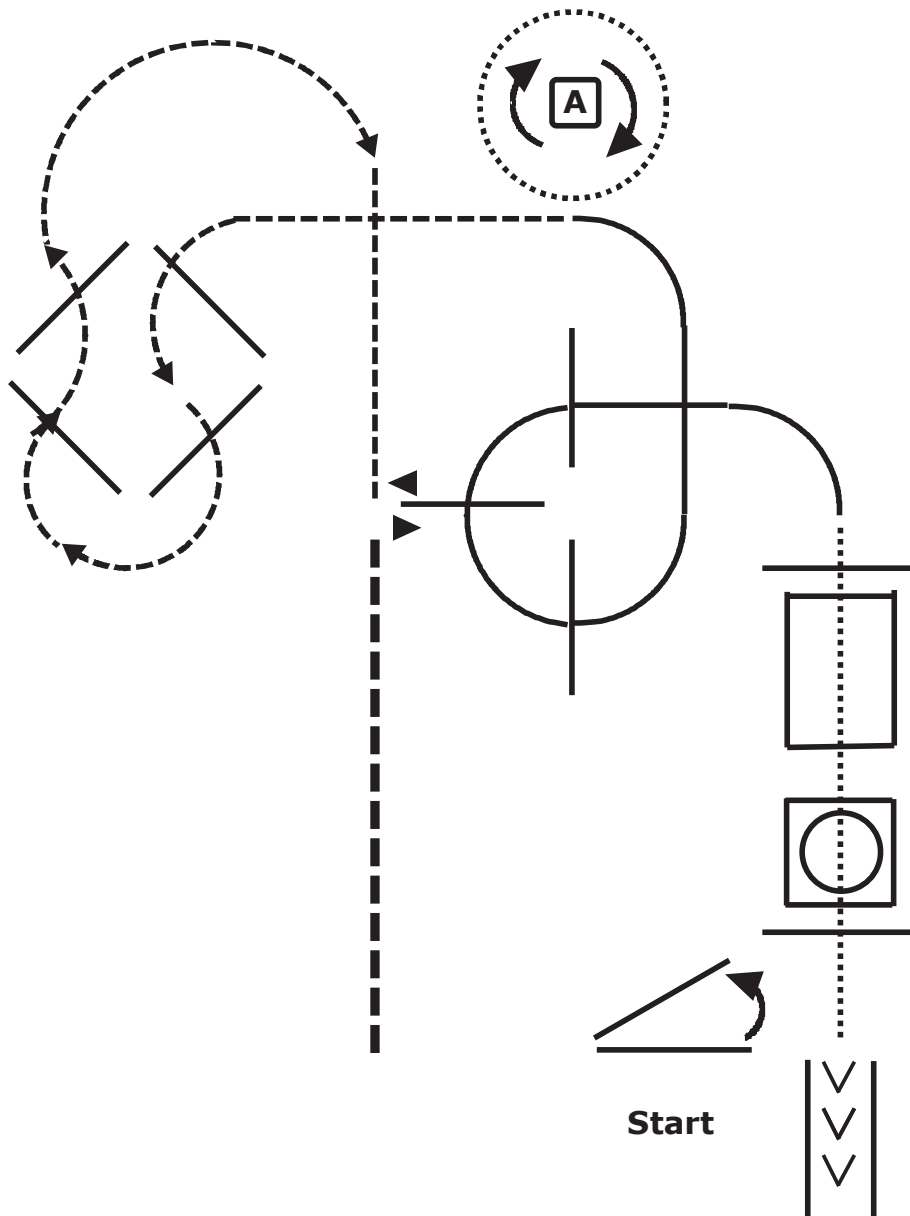
Versatility Ranch Riding ④



1. Walk from start to A.
2. Trot to B.
3. Lope on right lead to C.
4. Extend lope to D.
5. Turn and lope left lead to center.
6. Extend lope to D.
7. Walk, stop and back.



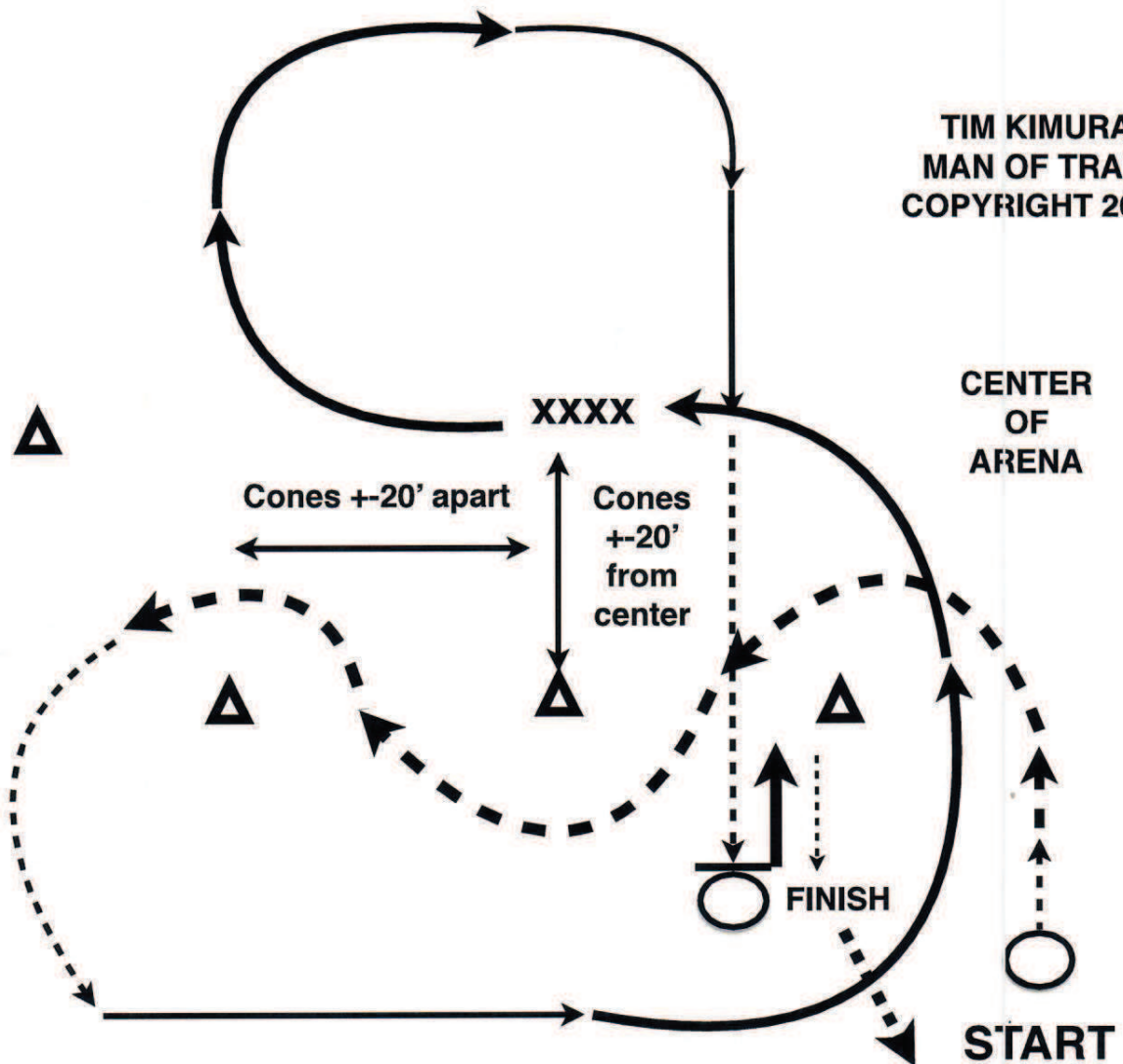
Versatility Ranch Trail ④



1. Left hand gate.
2. Back into chute walk out and into box.
3. 360 both directions.
4. Walk over bridge.
5. Lope left lead over logs to A.
6. Drag log around A (walk or trot).
7. Throw rope.
8. Trot logs in serpentine.
9. Sidepass left and right.
10. Extend trot out.

RANCH RIDING PATTERN

TIM KIMURA
MAN OF TRAIL
COPYRIGHT 2017



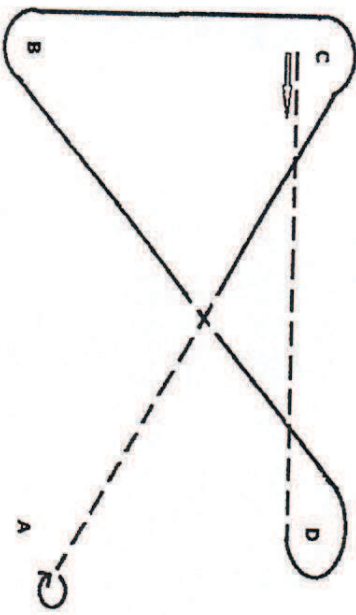
1. EXECUTE A 360 TURN LEFT.
2. DEMONSTRATE THE WALK FOR AT LEAST 4 STEPS
3. EXTEND THE TROT BETWEEN THE CONES.
4. COLLECT THE JOG, JOG UP TO CORNER.
5. LOPE LEFT LEAD UP TO SECOND CONE, THEN EXTEND THE LOPE TO CENTER OF THE ARENA.
6. EXECUTE A SIMPLE OR FLYING LEAD CHANGE AT THE CENTER OF ARENA.
7. EXTEND THE LOPE RIGHT LEAD TO THE TOP OF THE CIRCLE.
8. COLLECT THE LOPE AND LOPE TO CENTER OF ARENA
9. AT CENTER CONE, BREAK DOWN TO A JOG AND STOP PAST THE CONES.
10. EXECUTE A 360 TURN RIGHT.
11. BACK HORSE 10-15'
12. DEMONSTRATE THE WALK TO COMPLETE YOUR PATTERN

EXIT ARENA AT THE WALK OR JOG

A

EQUITATION

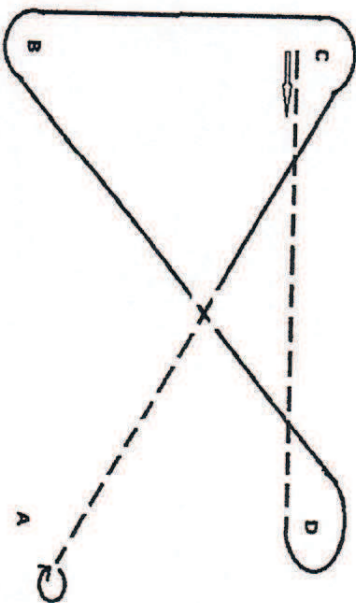
Novice Youth and Novice Amateur



1. Execute a forehand turn to the right
2. Trot on the right diagonal to the center of the pattern
3. Canter on the left lead to C and around B to the center of the pattern
4. Perform a lead change and continue around D
5. Trot on the left diagonal to C
6. Stop, back 1 horse length...exit at a trot

EQUITATION

Youth, Amateur and Select Amateur

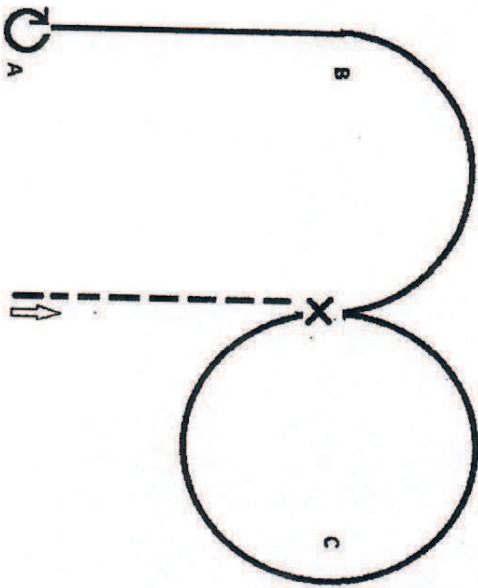


1. Execute a forehand turn to the right
2. Trot on the right diagonal to the center of the pattern
3. Canter on the left lead to C
4. Hand gallop from C to B
5. At B collect the canter and continue to the center of the pattern and change leads
6. Canter around D and trot on the left diagonal to C
7. Stop and back 1 horse length...exit at a trot

FS!
6/29

Horsemanship

Novice Amateur and Novice Youth

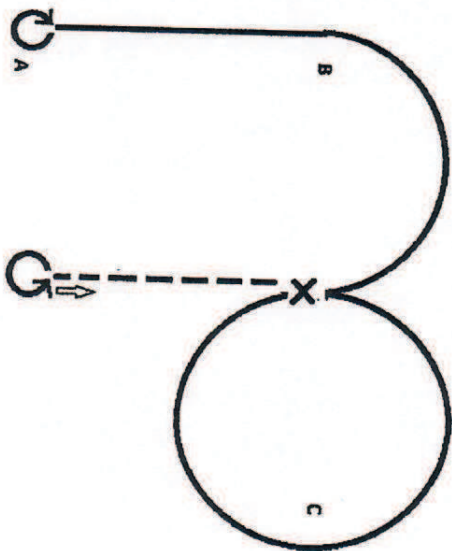


1. Pivot 360* right and lope right lead down the line and 1/2 circle
2. Perform a simple change of leads and lope a circle to the left
3. Close circle and break to an extended trot until even with A
4. Stop, back 1 horse length exit at a jog

Handwritten signature
7/11

HORSEMANSHIP

Amateur Select, Amateur and Youth 13 & under, 14-18

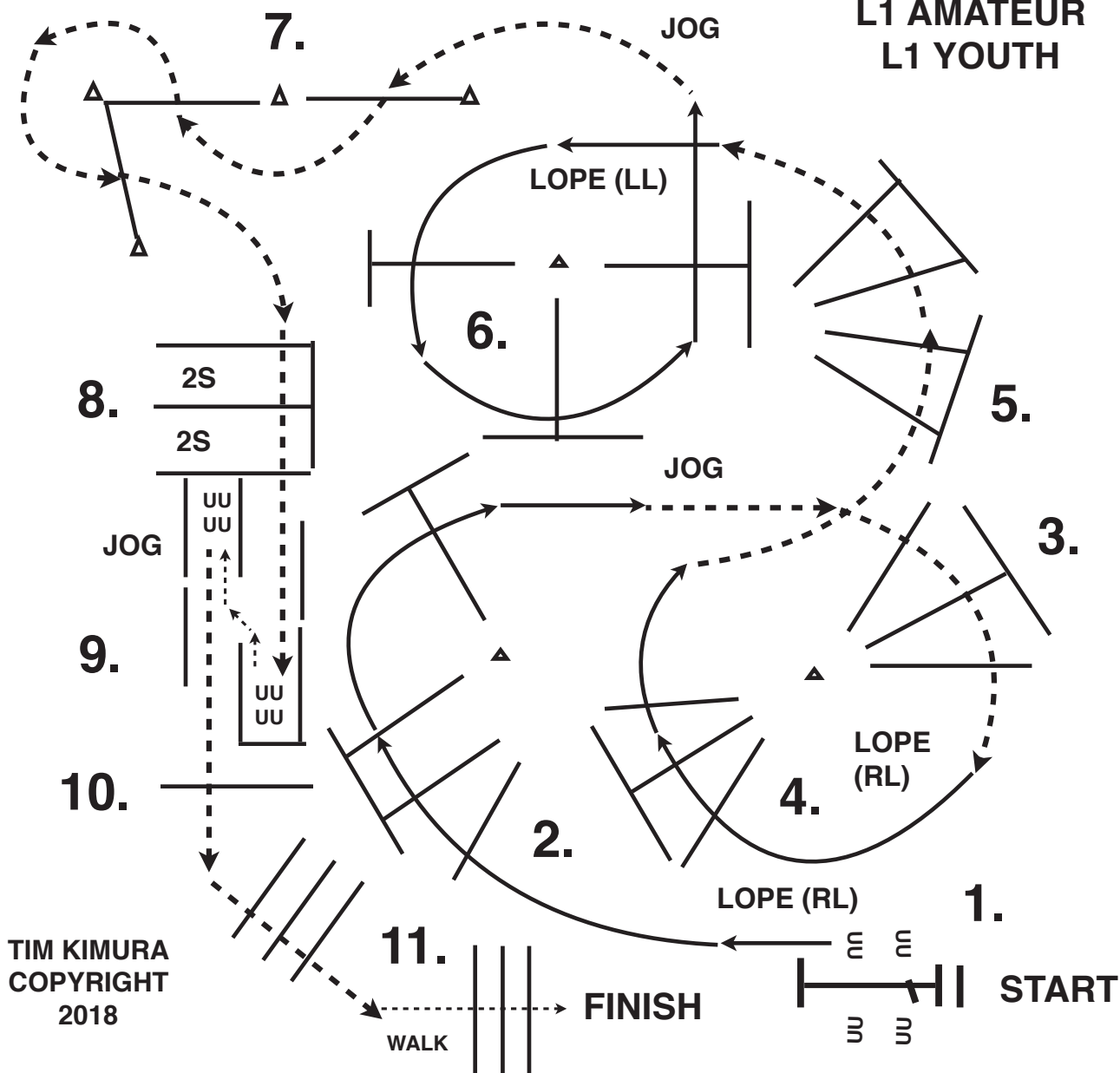


1. Pivot 360* right and lope on the right lead down the line and 1/2 circle
2. Change leads and continue a circle to the left
3. Close circle and extend the trot until even with A.
4. Stop, pivot 360* left and back 1 horse length..... exit at a jog

2018 BIG A

WEDNESDAY JULY 4TH

GREEN SR & JR
JUNIOR HORSES
L1 AMATEUR
L1 YOUTH



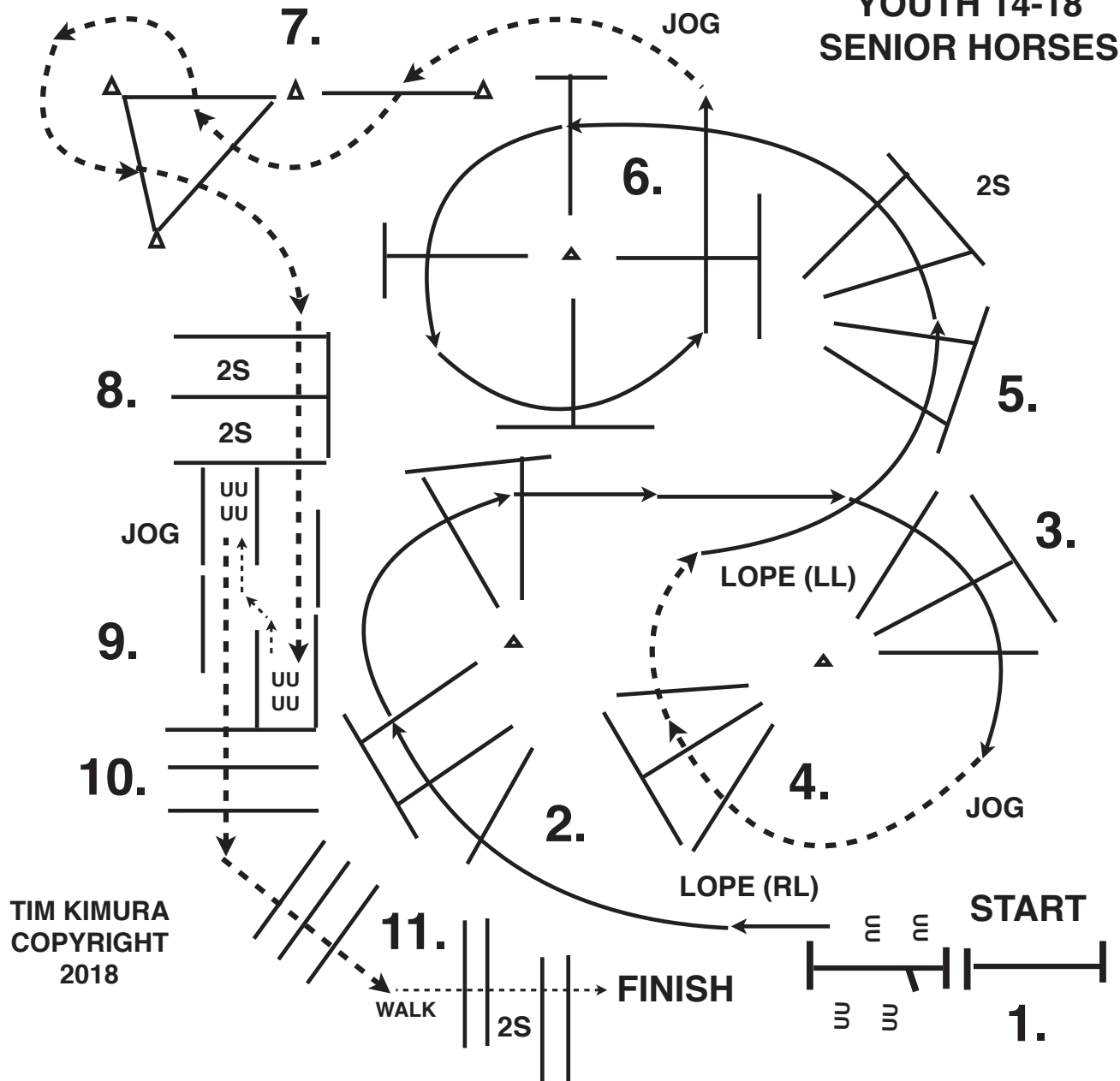
TIM KIMURA
COPYRIGHT
2018

1. GATE: LEFT HAND OPEN, RIDE THRU AND CLOSE.
2. LOPE OVER POLES (RL).
3. BREAK TO THE JOG, JOG OVER POLES.
4. LOPE OVER POLES (RL).
5. BREAK TO THE JOG, JOG OVER POLES.
6. LOPE OVER POLES (LL).
7. BREAK TO THE JOG, JOG THRU SERPENTINE JOG OVER POLES.
8. JOG OVER POLES, JOG INTO CHUTE, STOP.
9. BACK CHUTE TO CHUTE.
10. JOG OVER POLES.
11. STOP OR BREAK TO THE WALK, WALK OVER POLES.

2018 BIG A

WEDNESDAY JULY 4TH

TRAIL:
AMATEUR AND SELECT
YOUTH 14-18
SENIOR HORSES



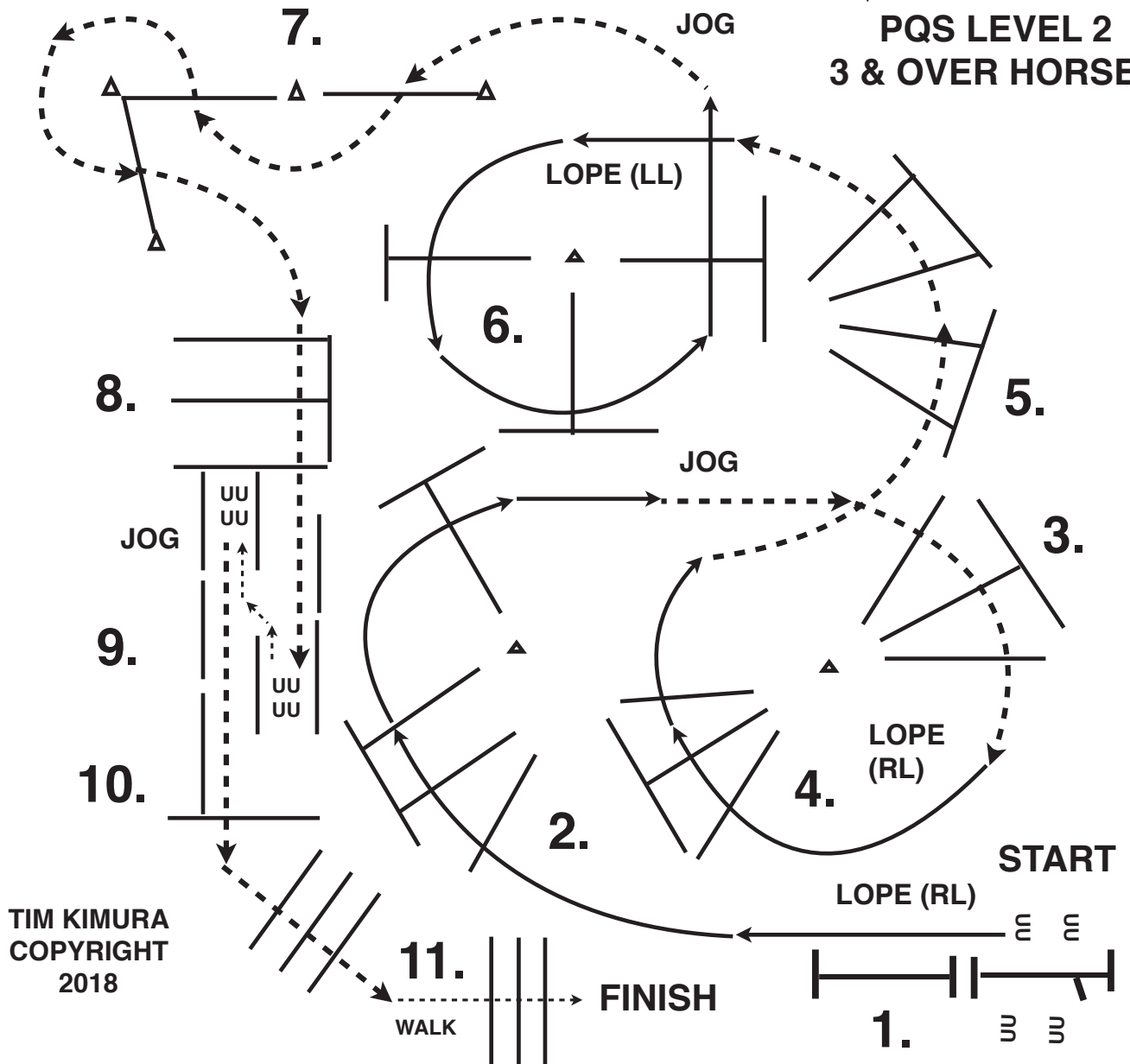
1. GATE: LEFT HAND OPEN, RIDE THRU AND CLOSE.
2. LOPE OVER POLES (RL).
3. LOPE OVER POLES (RL).
4. BREAK TO THE JOG, JOG OVER POLES.
5. LOPE OVER POLES (LL).
6. LOPE OVER POLES (LL).

7. BREAK TO THE JOG, JOG THRU SERPENTINE JOG OVER POLES.
8. JOG OVER POLES, JOG INTO CHUTE, STOP.
9. BACK CHUTE TO CHUTE.
10. JOG OVER POLES.
11. STOP OR BREAK TO THE WALK, WALK OVER POLES.

2018 BIG A

WEDNESDAY JULY 4TH

TRAIL:
 YOUTH 13 & UNDER
 \$1000 SFD 3 YO
 PQS LEVEL 2
 3 & OVER HORSES



1. GATE: LEFT HAND OPEN, RIDE THRU AND CLOSE.
2. LOPE OVER POLES (RL).
3. BREAK TO THE JOG, JOG OVER POLES.
4. LOPE OVER POLES (RL).
5. BREAK TO THE JOG, JOG OVER POLES.
6. LOPE OVER POLES (LL).

7. BREAK TO THE JOG, JOG THRU SERPENTINE JOG OVER POLES.
8. JOG OVER POLES, JOG INTO CHUTE, STOP.
9. BACK CHUTE TO CHUTE.
10. JOG OVER POLES.
11. STOP OR BREAK TO THE WALK, WALK OVER POLES.

Big A Round 1

2018 Big A - Hunt Seat Equitation (All Level 1 (Novice))

Show Date: July 2018

www.HorseShowPatterns.com

Be ready before A.

1. Walk to A. Left diagonal trot halfway to B.
2. Halt for 3 seconds. Right diagonal trot to B.
3. Left lead canter in circle to center of pattern.
4. Perform a simple lead change.
5. Right lead canter in a half circle until even with A.
6. Trot in a 2 point position around corner and halfway down line.
7. Halt. Perform a 180 degree turn on the forehand right to change direction then sitting trot to exit.

Walk	-----
Trot	- - - - -
Extended Trot	-----
Canter	
Leg Yield	
Lead Change	
Back	
Marker	(B)
Sidepass	-----
Hand Gallop	-----

www.HorseShowPatterns.com

Pattern Provided by:

HorseShowPatterns.com

©2018 HorseShowPatterns.com. All Rights Reserved.

[2018BA-HSE/Novice]

10/2/18

Big A Round 1

2018 Big A - Hunt Seat Equitation (All Youth and Amateur)

Show Date: July 2018

www.HorseShowPatterns.com

Be ready before A.

1. Walk to A. Left diagonal trot halfway to B.
2. Halt for 3 seconds. Right diagonal trot to B.
3. Left lead canter in circle to center of pattern.
4. Change leads.
5. Right lead canter a few strides then hand gallop in half circle until even with A.
6. Demonstrate a sitting trot for 3-4 strides then trot in a 2 point position around corner and halfway down line.
7. When at the center, canter right lead until even with B. Break to a sitting trot to exit.

Walk	-----
Trot	- - - - -
Extended Trot	-----
Canter	
Leg Yield	
Lead Change	
Back	
Marker	(B)
Sidepass	-----
Hand Gallop	-----

www.HorseShowPatterns.com

Pattern Provided by:

HorseShowPatterns.com

©2018 HorseShowPatterns.com. All Rights Reserved.

[2018BA-HSE/Amateur]

Big A Round 1

2018 Big A - Western Horsemanship (All Level 1 (Novice))

Show Date: July 2018

www.HorseShowPatterns.com

Be ready before A.

1. Begin at a jog and build to and extended jog by the time you reach A. Extend the jog through A, B and C as shown.
2. At the top of C, slow to a jog and jog a half circle.
3. Right lead lope around A as shown.
4. Perform a simple lead change between A and B.
5. Lope left lead then lope in a half circle around C.
6. When even with C, extend the jog until even with A.
7. Slow to a jog and jog to exit.

Walk -----
 Jog - - - - -
 Extended Jog - - - - -
 Lope - - - - -
 Lead Change
 Back
 Marker

www.HorseShowPatterns.com

Pattern Provided by:

HorseShowPatterns.com

©2018 HorseShowPatterns.com. All Rights Reserved.

www.HorseShowPatterns.com

Be ready before A.

1. Begin at a jog and build to and extended jog by the time you reach A. Extend the jog through A, B and C as shown.
2. At the top of C, pick up a left lead lope in a half circle.
3. Change leads between B and C.
4. Lope right lead in a half circle. When below A, extend the lope around the corner and until even with B.
5. Slow to a lope until even with C.
6. Jog past C to exit.

Walk -----
 Jog - - - - -
 Extended Jog - - - - -
 Lope - - - - -
 Lead Change
 Back
 Marker

www.HorseShowPatterns.com

Big A Round 1

2018 Big A - Western Horsemanship (All Youth and Amateur)

Show Date: July 2018

Handwritten note: 5 min 12/5

Pattern Provided by:

HorseShowPatterns.com

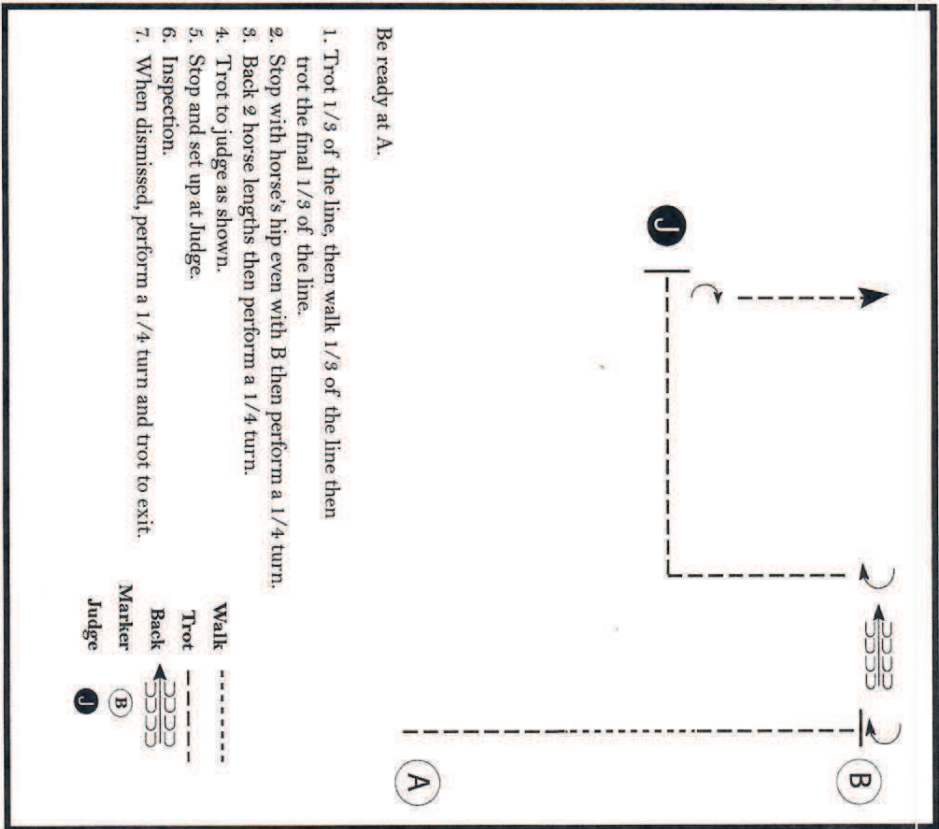
©2018 HorseShowPatterns.com. All Rights Reserved.

2018 Big A - Round 2

Showmanship (All Level 1 (Novice))

Show Date: July 2018

www.HorseShowPatterns.com



Pattern Provided by:

HorseShowPatterns.com

©2018 HorseShowPatterns.com. All Rights Reserved.

[S/1-119]

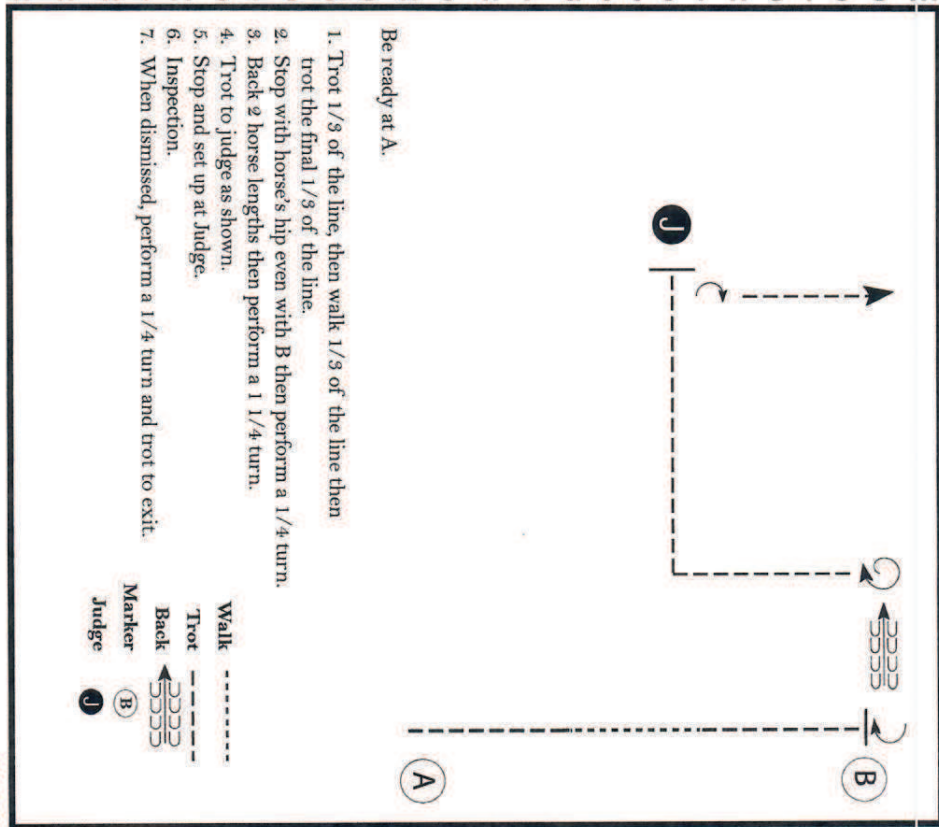
www.HorseShowPatterns.com

2018 Big A - Round 2

Showmanship (All Youth and Amateur)

Show Date: July 2018

www.HorseShowPatterns.com



Pattern Provided by:

HorseShowPatterns.com

©2018 HorseShowPatterns.com. All Rights Reserved.

[S/2-119]

www.HorseShowPatterns.com

Handwritten initials: H/T/16

2018 Big A - Round 2

Hunt Seat Equitation (All Level 1 (Novice))

Show Date: July 2018

Be ready before A.

1. Walk to A.
2. Trot on the left diagonal up the center of pattern and to B.
3. Walk around B.
4. Canter on the left lead to C.
5. Walk around C.
6. Posting trot on the left diagonal toward B.
7. Continue the trot until even with A.
8. Stop and back approximately one horse length.

Follow the instructions of your ring steward.

Legend:
 Walk: - - - - -
 Trot: - - - - -
 Extended Trot: - - - - -
 Canter: - - - - -
 Leg Yield: - - - - -
 Lead Change: - - - - -
 Back: - - - - -
 Marker: (B)
 Sidepass: - - - - -
 Hand Gallop: - - - - -

Pattern Provided by:

HorseShowPatterns.com

©2018 HorseShowPatterns.com. All Rights Reserved.

[HSE1-71]

FR 7/14

2018 Big A - Round 2

Hunt Seat Equitation (All Youth and Amateur)

Show Date: July 2018

Be ready before A.

1. Walk to A.
2. Trot on the left diagonal up the center of pattern and to B.
3. Change diagonals and trot around B.
4. Canter on the left lead to C.
5. Walk around C.
6. Posting trot on the left diagonal toward B.
7. Prior to B, pick up the right lead canter until even with A.
8. Stop and back approximately one horse length.

Follow the instructions of your ring steward.

Legend:
 Walk: - - - - -
 Trot: - - - - -
 Extended Trot: - - - - -
 Canter: - - - - -
 Leg Yield: - - - - -
 Lead Change: - - - - -
 Back: - - - - -
 Marker: (B)
 Sidepass: - - - - -
 Hand Gallop: - - - - -

Pattern Provided by:

HorseShowPatterns.com

©2018 HorseShowPatterns.com. All Rights Reserved.

[HSE2-71]

2018 Big A - Round 2

Western Horsemanship (All Level 1 (Novice))

Show Date: July 2018

Be ready before A.

1. Walk to A.
2. Jog until just past B and C.
3. Stop and perform a 3/4 turn left.
4. Jog to and around B.
5. Lope on the left lead to and around C.
6. Break to walk for 2 strides.
7. Jog until even with A.
8. Stop and back approximately one horse length and walk to exit.

Follow the instructions of your ring steward.

Legend:
 Walk: -----
 Jog: - - - - -
 Extended Jog: - - - - -
 Lope: / / / / /
 Lead Change: X X X X X
 Back: < < < < <
 Marker: (B)

Pattern Provided by:

HorseShowPatterns.com

©2018 HorseShowPatterns.com. All Rights Reserved.

[WH1-91]

Handwritten signature/initials

2018 Big A - Round 2

Western Horsemanship (All Youth and Amateur)

Show Date: July 2018

Be ready before A.

1. Walk to A.
2. Extended jog until just past B and C.
3. Stop and perform a 3/4 turn left.
4. Lope on the right lead around B.
5. Perform a simple lead change halfway to C and lope around C.
6. Break to walk for 2 strides.
7. Jog until even with A.
8. Stop and back approximately one horse length and walk to exit.

Follow the instructions of your ring steward.

Legend:
 Walk: -----
 Jog: - - - - -
 Extended Jog: - - - - -
 Lope: / / / / /
 Lead Change: X X X X X
 Back: < < < < <
 Marker: (B)

Pattern Provided by:

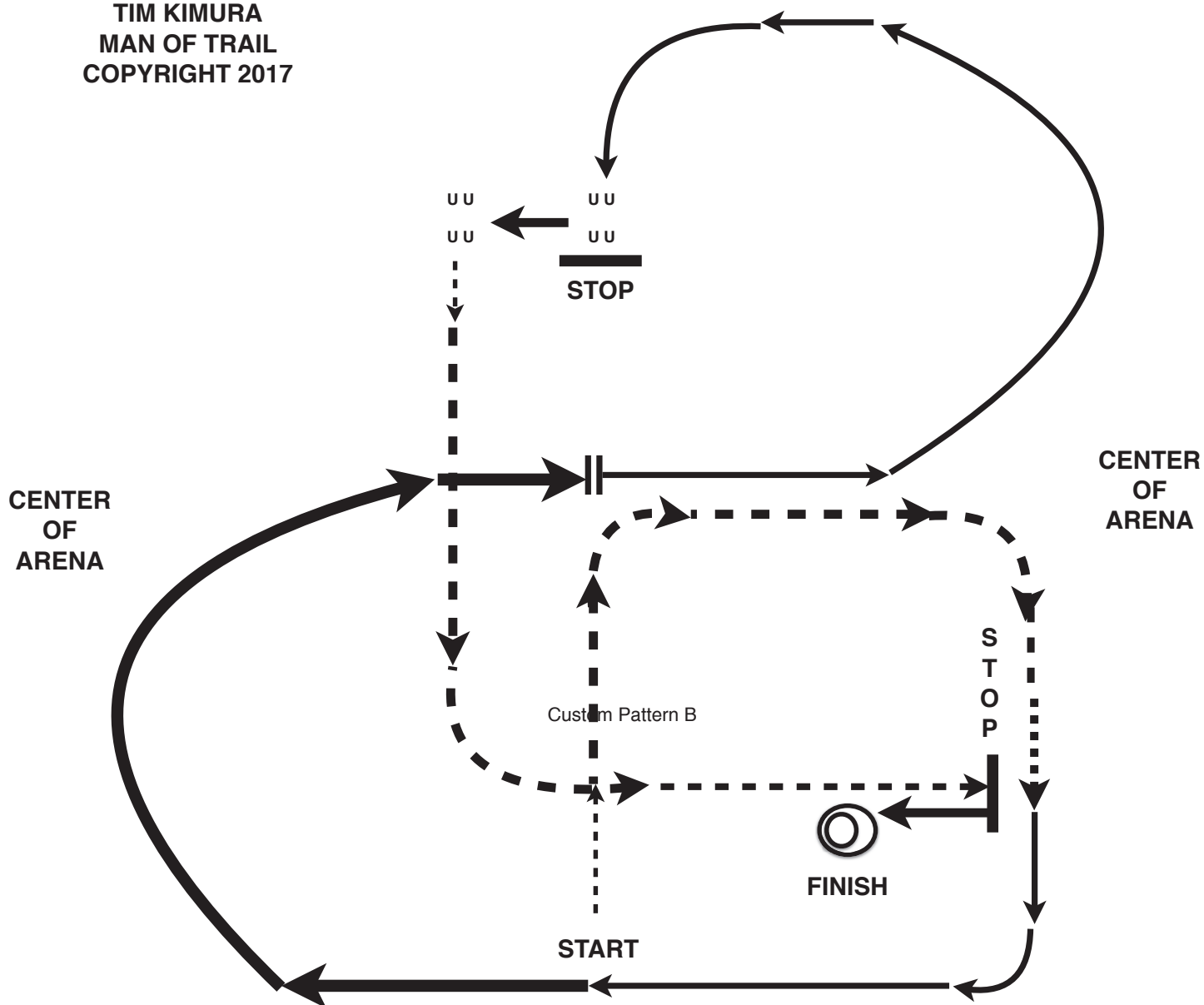
HorseShowPatterns.com

©2018 HorseShowPatterns.com. All Rights Reserved.

[WH2-91]

RANCH RIDING PATTERN

**TIM KIMURA
MAN OF TRAIL
COPYRIGHT 2017**

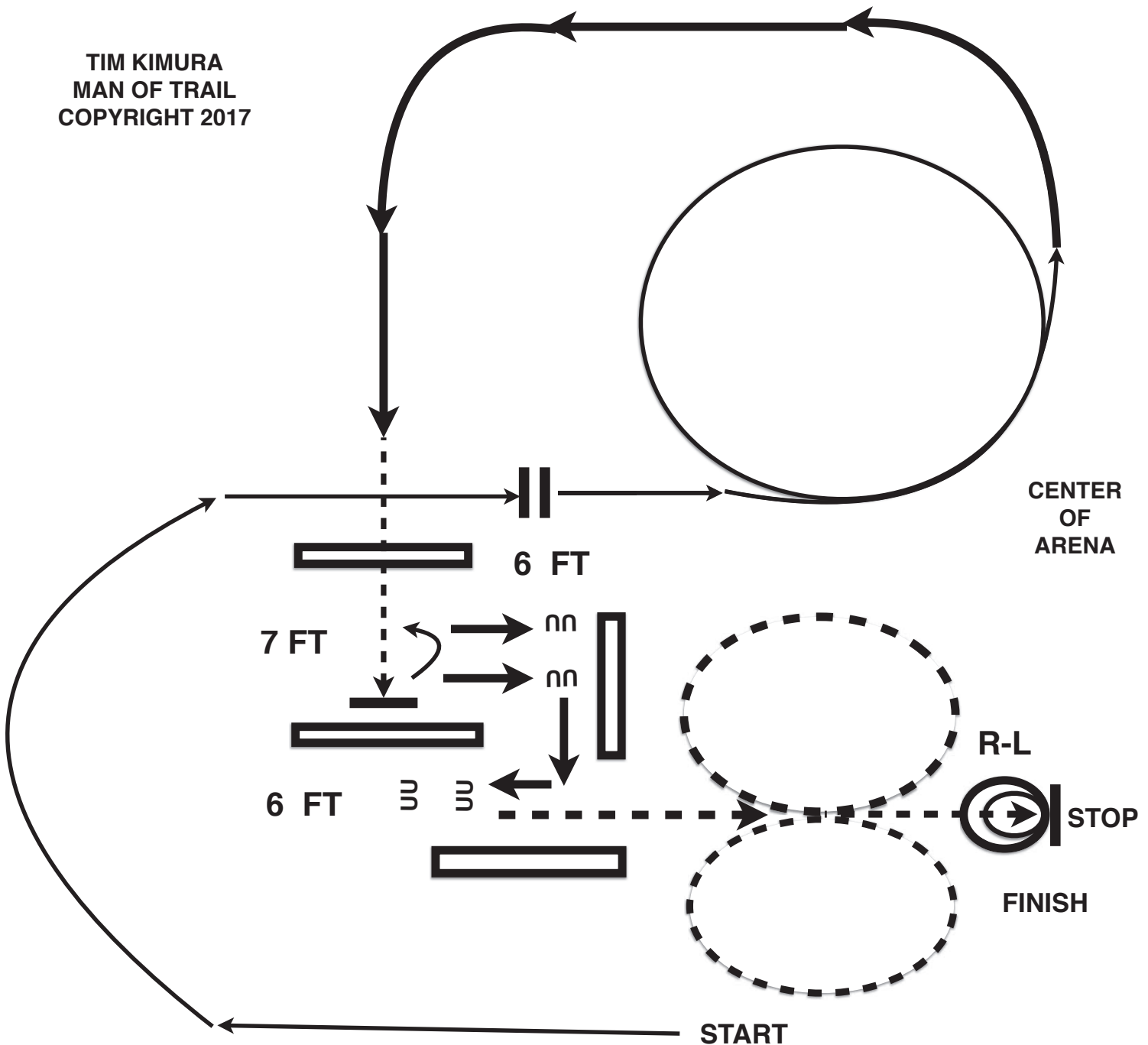


1. TROT TOWARD CENTER OF ARENA.
2. EXTEND THE TROT TURNING RIGHT AT CENTER OF ARENA AND CONTINUE TO EXTEND THE TROT STRAIGHT THEN TURN RIGHT AGAIN.
3. AFTER TURNING THE CORNER, BREAK DOWN TO THE WALK AND DEMONSTRATE THE WALK.
4. LOPE ON THE RIGHT LEAD
5. EXTEND THE LOPE TO THE CENTER OF THE ARENA
6. EXECUTE A LEAD CHANGE AT THE CENTER OF ARENA (SIMPLE OR FLYING)
7. LOPE ON THE LEFT LEAD IN A CIRCLE AND STOP.
8. DEMONSTRATE A SIDE PASS TO THE RIGHT.
9. WALK FORWARD, THEN EXTEND THE TROT IN A STRAIGHT LINE AND TURN LEFT.
10. AFTER TURNING THE CORNER, COLLECT THE TROT
11. STOP AND BACK 10-15 FEET
12. EXECUTE A 360 TURN IN BOTH DIRECTIONS, EITHER DIRECTION FIRST. HESITATE TO DEMONSTRATE COMPLETION OF YOUR PATTERN.

EXIT ARENA AT THE WALK OR JOG

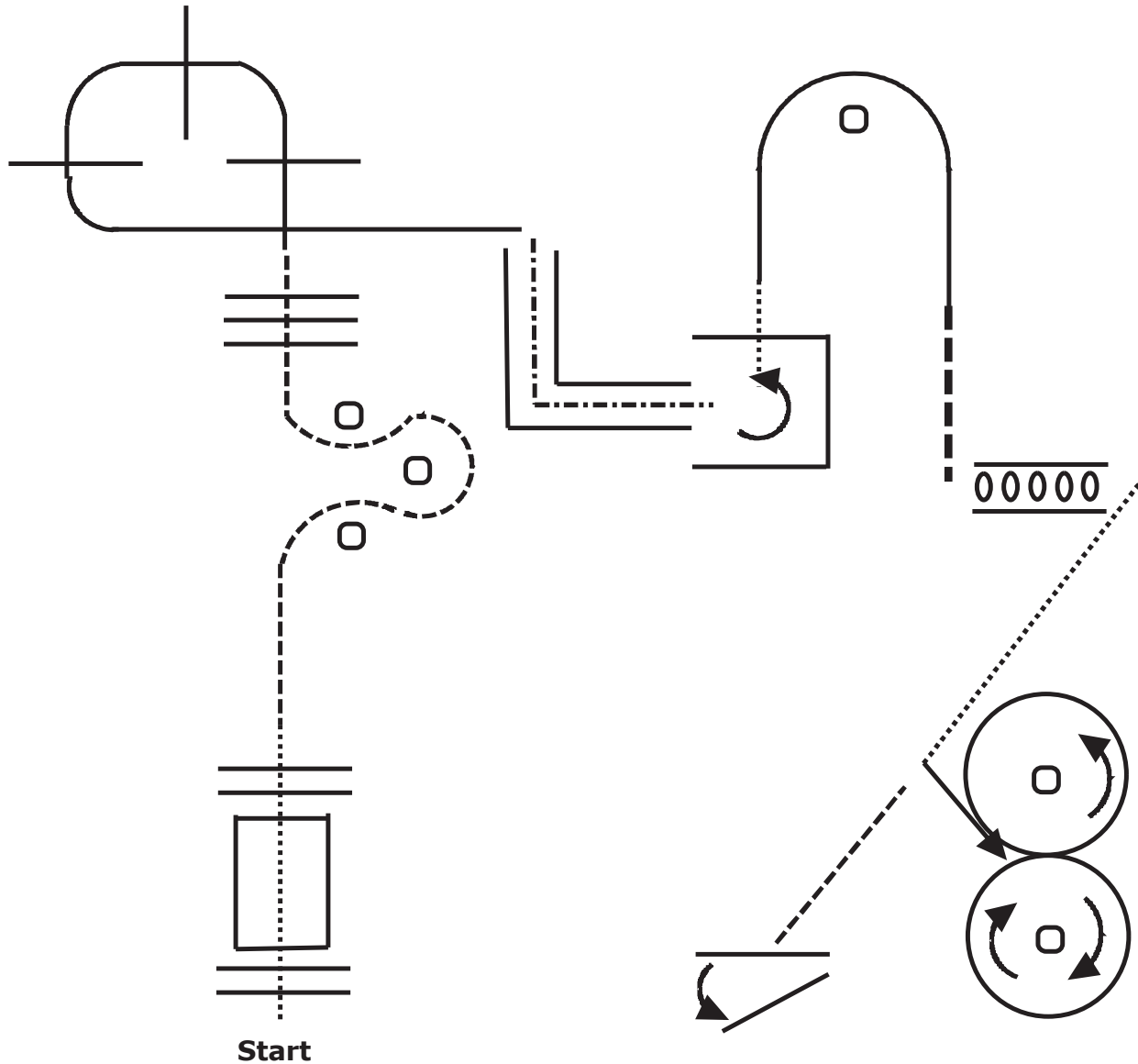
RANCH RIDING PATTERN G

TIM KIMURA
MAN OF TRAIL
COPYRIGHT 2017



1. LOPE RIGHT LEAD TO CENTER OF ARENA.
2. CHANGE LEADS SIMPLE OR FLYING
3. LOPE A CIRCLE TO THE LEFT ON THE LEFT LEAD.
4. EXTEND THE LOPE.
5. BREAK TO THE WALK, WALK OVER LOG AND STOP BETWEEN LOGS.
6. TURN 180 DEGREE TO LEFT THEN SIDE PASS RIGHT.
7. BACK THRU LOGS AROUND CORNER.
9. EXTEND THE TROT AND MAKE A CIRCLE LEFT.
9. CHANGE DIRECTIONS AND COLLECT THE TROT AND TROT A CIRCLE TO THE RIGHT.
10. COME OUT OF CIRCLE AND STOP AND EXECUTE A 360 TURN RIGHT
11. THEN EXECUTE A 360 TURN TO THE LEFT

Versatility Ranch Trail (1)

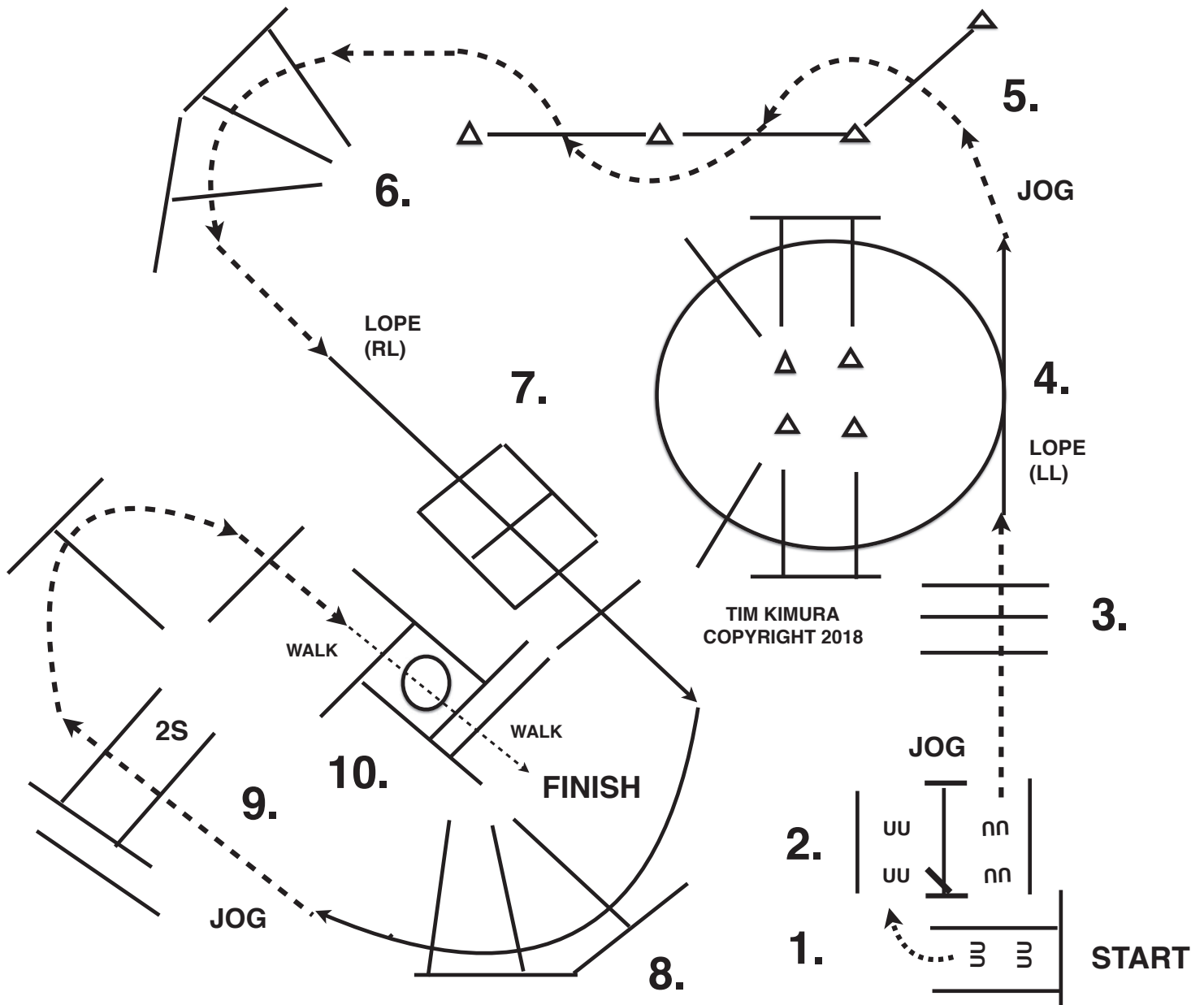


1. Walk poles and bridge.
2. Jog serpentine.
3. Jog over 3 logs.
4. Lope left lead over 3 poles.
5. Back L into box.
6. 270 to left and walk out.
7. Lope right lead around cone.
8. Extended trot to sidepass.
9. Sidepass left between poles.
10. Walk to rope holder, drag log in Figure 8 (walk or trot).
11. Jog to gate.
12. Left hand push gate.



**2018 BIG A
SAT JULY 7**

**L1 JUNIOR, L1 SENIOR, JUNIOR L2,L3
L1 YOUTH AND L1 AMATEUR**

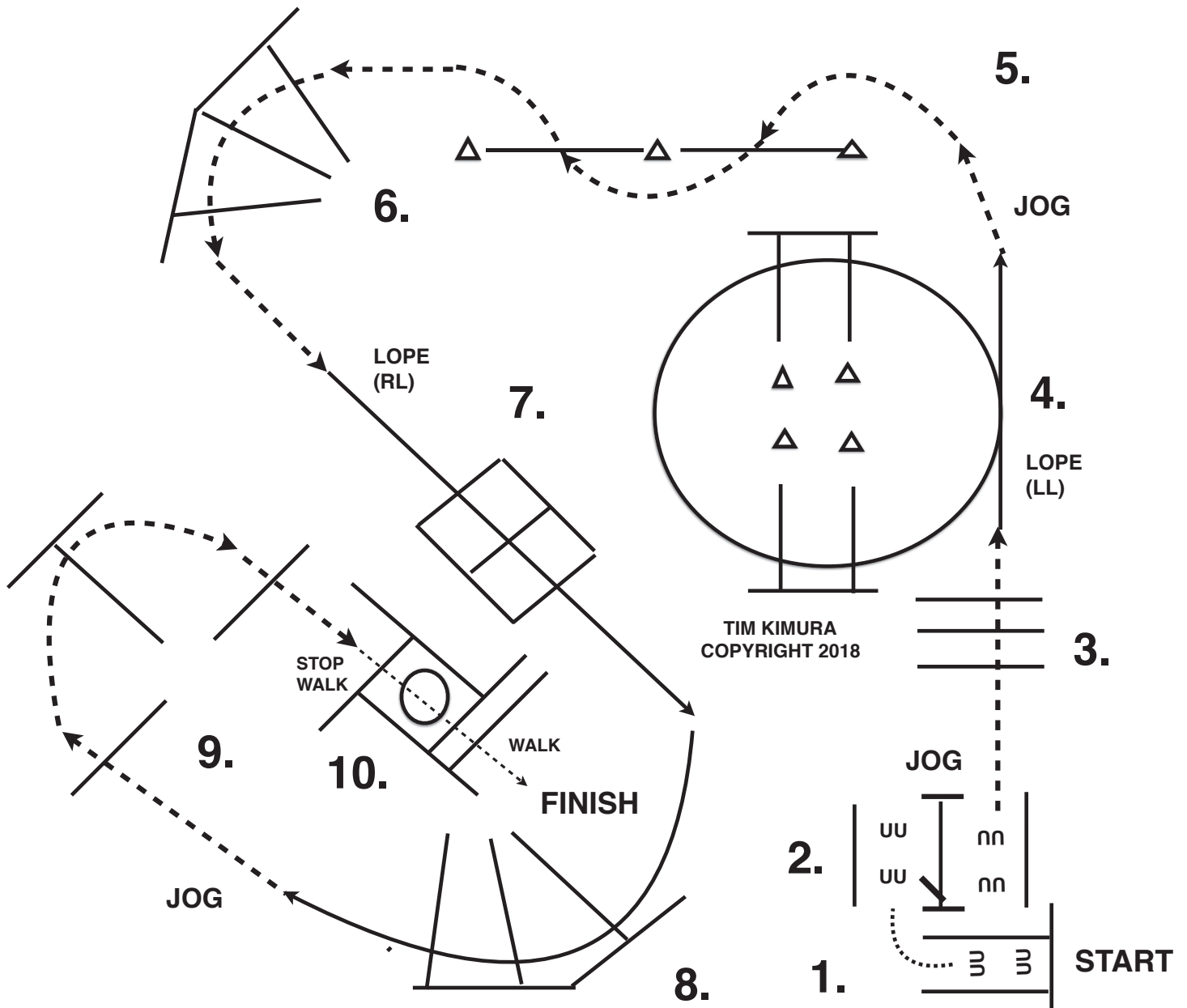


1. BE IN CHUTE, BACK AROUND CORNER UP TO GATE.
2. LEFT HAND OPEN GATE, RIDE THRU CLOSE.
3. JOG OVER POLES.
4. LOPE OVER POLES (LL).
5. BREAK TO THE JOG, JOG THRU SERPENTINE, JOG OVER CONES.
6. JOG OVER POLES.

7. LOPE OVER POLES (RL).
8. LOPE OVER POLES (RL).
9. BREAK TO THE JOG, JOG OVER POLES, STOP OR BREAK TO THE WALK
10. WALK INTO BOX, EXECUTE A 360 TURN EITHER WAY, WALK OUT BOX, WALK OVER POLES.

**2018 BIG A
SAT JULY 7**

**YOUTH 13 & UNDER
PQS LIMITED RIDERS 3 & OVER**

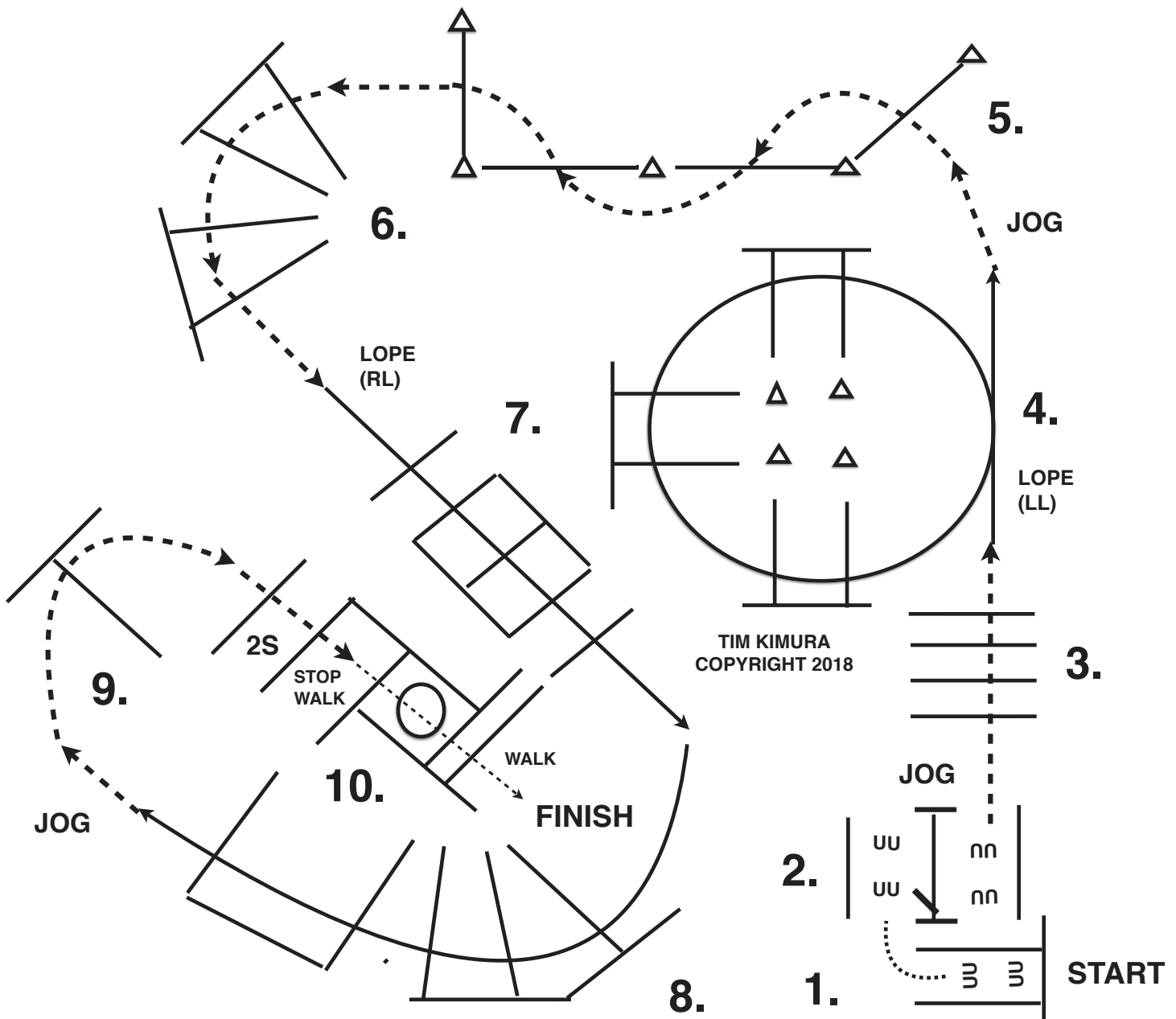


1. BE IN CHUTE, BACK AROUND CORNER UP TO GATE.
2. GATE: LEFT HAND OPEN GATE, RIDE THRU AND CLOSE GATE.
3. JOG OVER POLES.
4. LOPE OVER POLES (LL).
5. BREAK TO THE JOG, JOG THRU SERPENTINE, JOG OVER CONES.
6. JOG OVER POLES.

7. LOPE OVER POLES (RL).
8. LOPE OVER POLES (RL).
9. BREAK TO THE JOG, JOG OVER POLES, STOP OR BREAK TO THE WALK.
10. WALK INTO BOX, EXECUTE A 360 TURN EITHER WAY, WALK OUT BOX, WALK OVER POLES.

**2018 BIG A
SAT JULY 7**

**AMATEUR ANDS SELECT
YOUTH 14-18 AND SENIOR
SFD 4 AND 5 YO TRAIL**



TIM KIMURA
COPYRIGHT 2018

1. BE IN CHUTE, BACK AROUND CORNER UP TO GATE.
2. GATE: LEFT HAND OPEN GATE, RIDE THRU AND CLOSE GATE.
3. JOG OVER POLES.
4. LOPE OVER POLES (LL).
5. BREAK TO THE JOG, JOG THRU SERPENTINE, JOG OVER CONES.
6. JOG OVER POLES.

7. LOPE OVER POLES (RL).
8. LOPE OVER POLES (RL).
9. BREAK TO THE JOG, JOG OVER POLES, STOP BEFORE BOX.
10. WALK INTO BOX, EXECUTE A 360 TURN EITHER WAY, WALK OUT BOX, WALK OVER POLES.