



# All Walk/Jog!

**\$5.00 at the show - FREE at home!**

*Special Thanks To Our Major Sponsors...*



*Without your support - just not possible!*  
**Be sure to enjoy the parties offered throughout the show.**  
**Day prizes, awards, popsicles & more in the concierge lounge.**

## 2018 Stars & Stripes & Big A High Point Awards Walk/Jog Classes

*The following classes indicate which classes count towards each high point award.*

### **Small Fry**

Small Fry Showmanship  
Small Fry Horsemanship  
Small Fry Western Pleasure  
Small Fry Equitation  
Small Fry Hunter Under Saddle  
Small Fry Trail  
Small Fry Cross Rails  
Small Fry Equitation Over Fences

### **L1 Amateur Walk/Jog**

L1 Amateur W/T HUS  
L1 Amateur W/T Equitation  
L1 Amateur W/T Trail  
L1 Amateur W/T Pleasure  
L1 Amateur W/T Horsemanship

### **L1 Youth Walk/Jog**

L1 Youth W/T HUS  
L1 Youth W/T Equitation  
L1 Youth W/T Trail  
L1 Youth W/T Pleasure  
L1 Youth W/T Horsemanship

L1 Amateur & L1 Youth Walk/Trot Classes: These are AQHA approved classes. Papers & cards required. NOTE: Per rules - If a horse/rider combination was entered into a Level 1 walk-trot class, that horse-rider combination cannot show in the corresponding loping/cantering class at that show. However, that combination can switch back and forth between the different shows.

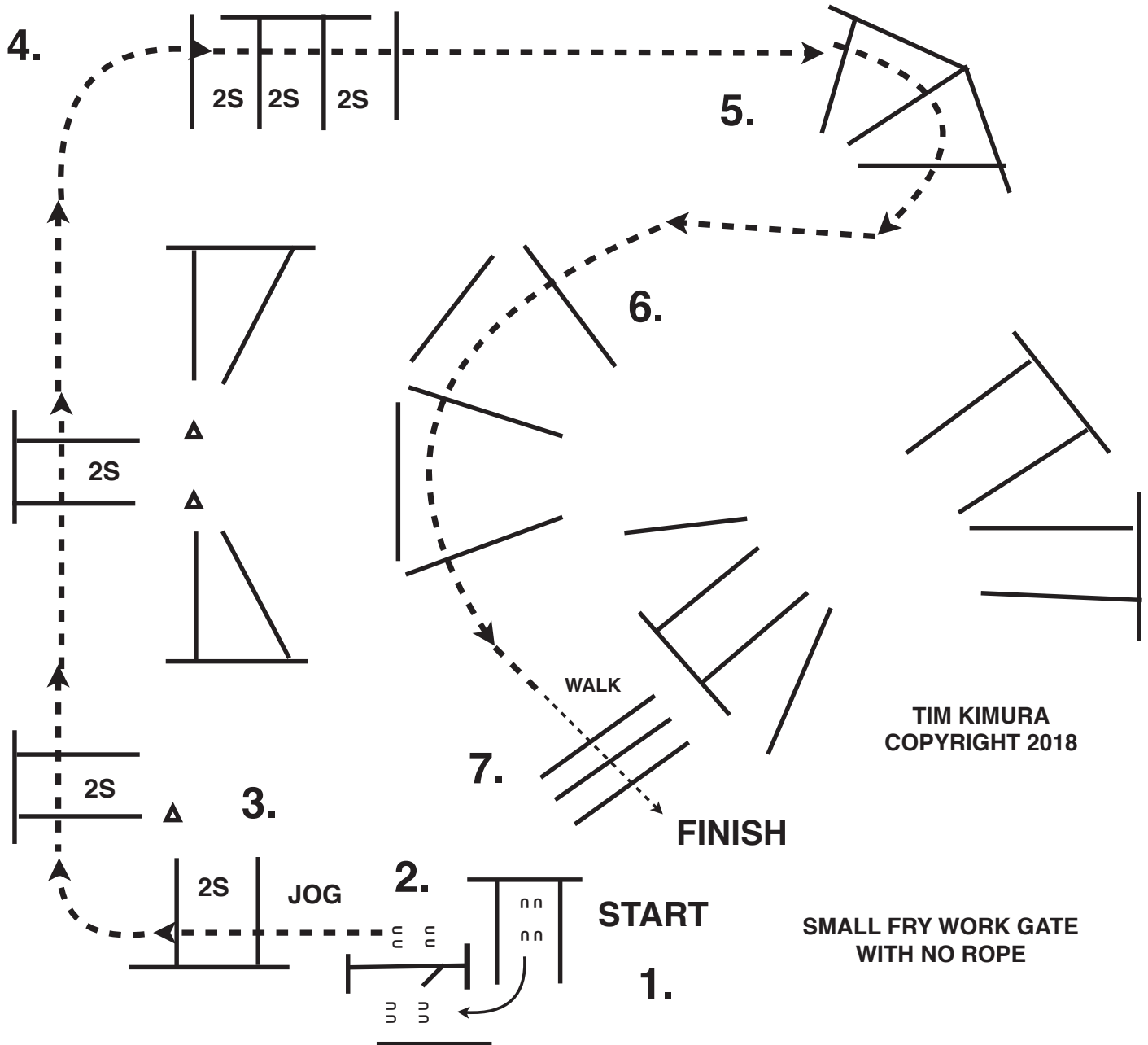
**Example:** Jane & her horse Romeo could show L1 Am W/J Horsemanship but then show the Amateur W/J/L Western Pleasure. Jane cannot show the Nov Am/Am Horsemanship W/J/L during that show. There are THREE total shows during the whole run. Jane's adult daughter, COULD show the Am Horsemanship as it is based on horse/rider combination. The Small Fry classes are NOT approved by AQHA.

***Please note – NO high points will be tabulated till the end of the shows to insure accuracy.***

***No Awards will be mailed. SOMEONE must pick up each award.***

**2018 STARS AND STRIPES  
SATURDAY JUNE 30**

**SMALL FRY WALK JOG  
L1 AMATEUR WALK JOG  
L1 YOUTH WALK JOG**




1. START INSIDE CHUTE.  
BACK BETWEEN POLES UP TO GATE.
2. GATE: LH OPEN RIDE THRU CLOSE.
3. JOG OVER POLES.
4. JOG OVER POLES.

5. JOG OVER POLES.
6. JOG OVER POLES.
7. STOP OR BREAK TO THE WALK  
WALK OVER POLES.

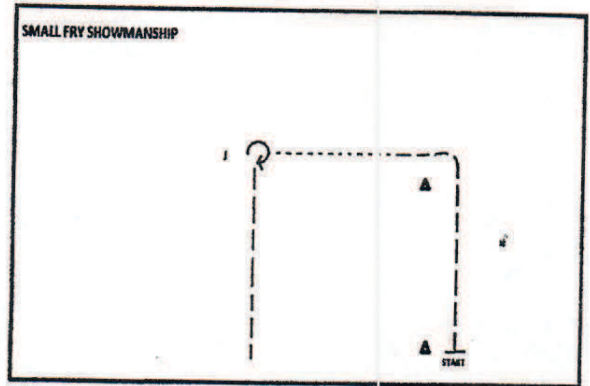
SMALL FRY HORSEMANSHIP

9 LI WT



1. Begin at Marker A and walk 1 horse length
2. Jog to and around marker B
3. 1/2 way between Markers B and C extend the jog to Marker C
4. Stop and back 1 horse length.....thank you

7/1




1. Start at the 1<sup>st</sup> marker and trot to and around the 2<sup>nd</sup> marker
2. Break to a walk and walk to the judge
3. Stop and set up for inspection
4. When excused, pivot 1/4 turn and trot to exit

6/29

EQUITATION

SMALL FRY 9 LI WT



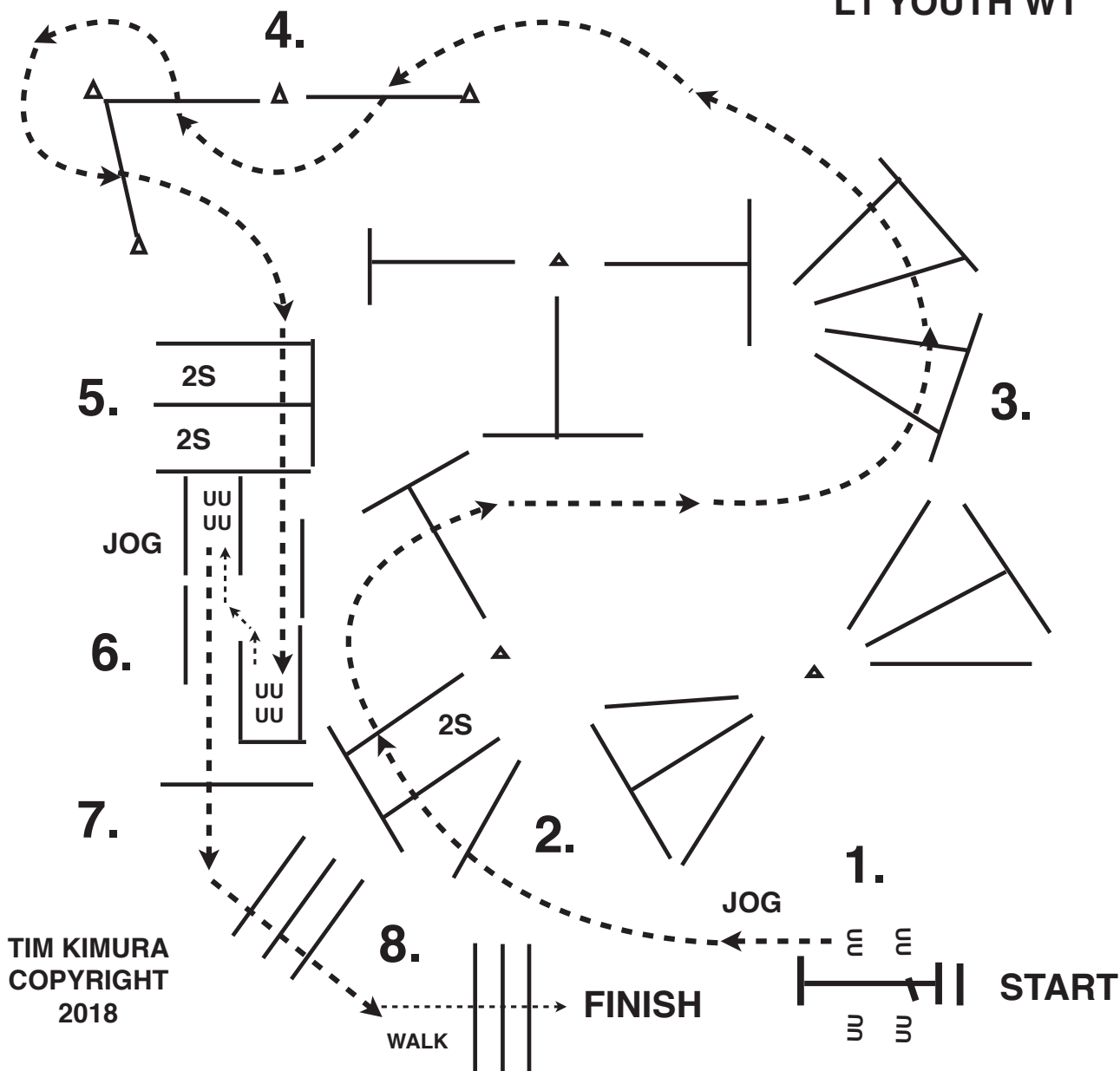
1. Begin at Marker A and walk 1 horse length
2. Start a posting trot on the right diagonal to and around D to the center of the arena and change diagonals
3. Continue around marker B to Marker C
4. Stop and back 1 horse length....exit at a trot

6/29

# 2018 BIG A

WEDNESDAY JULY 4TH

SMALL FRY WT  
L1 AMATEUR WT  
L1 YOUTH WT



## SMALL FRYS SKIP GATE

1. GATE: LEFT HAND OPEN, RIDE THRU AND CLOSE.
2. JOG OVER POLES.
3. JOG OVER POLES.
4. JOG THRU SERPENTINE, JOG OVER POLES.
5. JOG OVER POLES, JOG INTO CHUTE, STOP.
6. BACK CHUTE TO CHUTE.
7. JOG OVER POLES.
8. STOP OR BREAK TO THE WALK, WALK OVER POLES.



## 2018 Big A - Round 2

### Hunt Seat Equitation (Small Fry & Walk / Trot)

Show Date: July 2018

www.HorseShowPatterns.com

Be ready before A.

1. Walk to A.
2. Trot on the left diagonal up the center of pattern and to B.
3. Walk around B.
4. Sitting trot to C.
5. Walk around C.
6. Posting trot on the left diagonal toward B.
7. Continue the trot until even with A.
8. Stop and back approximately one horse length.

Follow the instructions of your ring steward.

Walk	-----
Trot	- - - - -
Extended Trot	-----
Canter	-----
Leg Yield	
Lead Change	
Back	←←←←←
Marker	Ⓚ
Sidepass	←←←←←
Hand Gallop	-----

www.HorseShowPatterns.com

Pattern Provided by:  
HorseShowPatterns.com

©2018 HorseShowPatterns.com. All Rights Reserved.

[HSE/WT-71]

## 2018 Big A - Round 2

### Showmanship (Small Fry & Walk / Trot)

Show Date: July 2018

www.HorseShowPatterns.com

Be ready at A.

1. Trot 1/3 of the line, then walk 1/3 of the line then trot the final 1/3 of the line.
2. Stop with horse's hip even with B.
3. Perform a 3/4 turn.
4. Walk two square corners as shown then trot to judge.
5. Stop and set up at Judge.
6. Inspection.
7. When dismissed, perform a 1/4 turn and walk to exit.

Walk	-----
Trot	- - - - -
Back	←←←←←
Marker	Ⓚ
Judge	Ⓚ

www.HorseShowPatterns.com

Pattern Provided by:  
HorseShowPatterns.com

©2018 HorseShowPatterns.com. All Rights Reserved.

[S/WT-119]

## 2018 Big A - Round 2

### Western Horsemanship (Small Fry & Walk / Trot)

Show Date: July 2018

www.HorseShowPatterns.com

Be ready before A.

1. Walk to A.
2. Jog until just past B and C.
3. Stop and perform a 3/4 turn left.
4. Jog to and around B.
5. Continue the jog to C.
6. Break to walk and walk around and past C.
7. Jog until even with A.
8. Stop and back approximately one horse length and walk to exit.

Follow the instructions of your ring steward.

Walk	-----
Jog	- - - - -
Extended Jog	-----
Lope	-----
Lead Change	
Back	←←←←←
Marker	Ⓚ

www.HorseShowPatterns.com

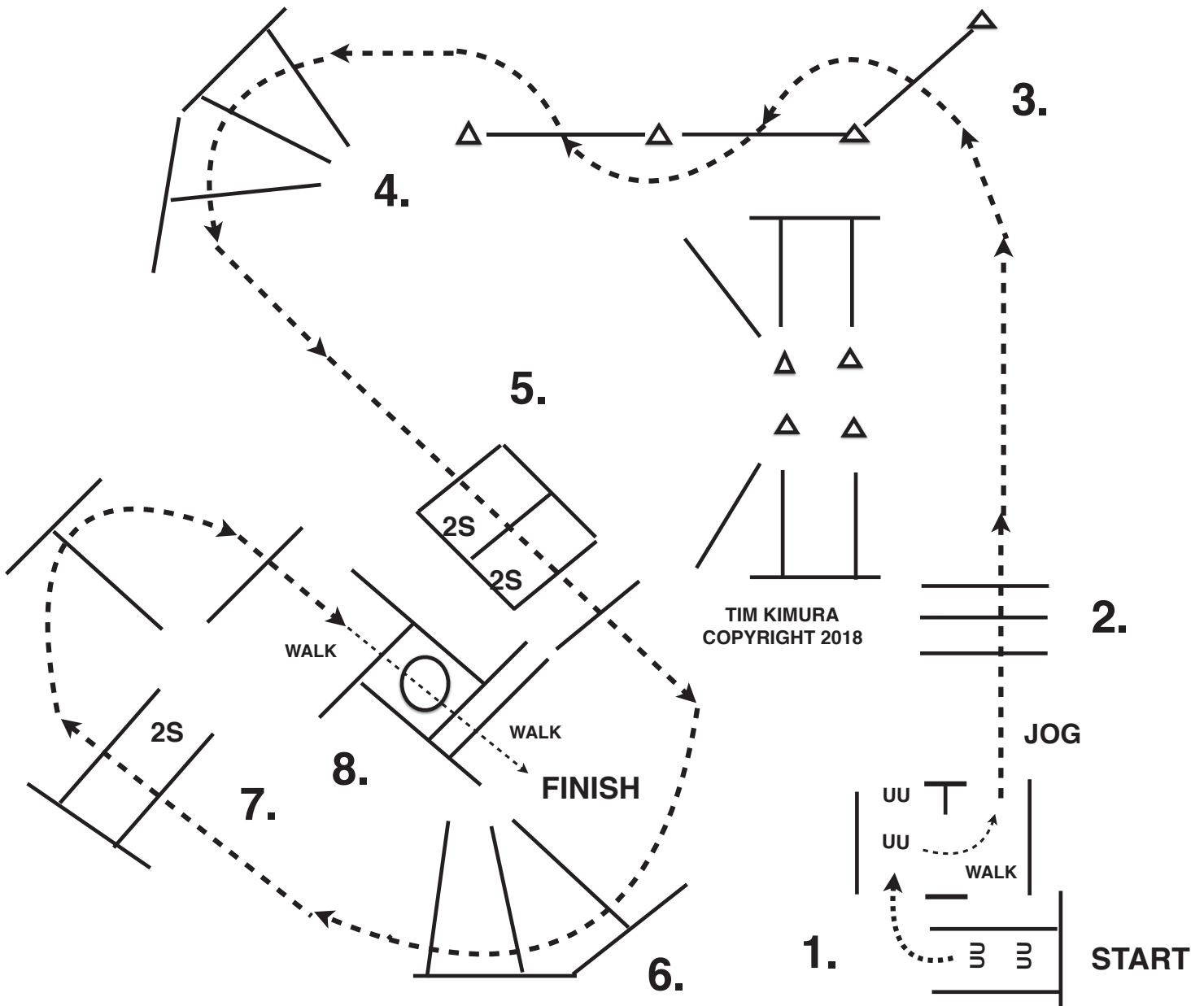
Pattern Provided by:  
HorseShowPatterns.com

©2018 HorseShowPatterns.com. All Rights Reserved.

[WH/WT-91]

**2018 BIG A  
SAT JULY 7**

**SMALL FRY WT  
L1 YOUTH WT AND L1 AMATEUR WT**



1. BE IN CHUTE, BACK AROUND CORNER UP TO GATE. WALK THRU OPEN GATE.
2. JOG OVER POLES.
3. JOG THRU SERPENTINE, JOG OVER CONES.
4. JOG OVER POLES.

5. JOG OVER POLES.
6. JOG OVER POLES.
7. JOG OVER POLES, STOP OR BREAK TO THE WALK
8. WALK INTO BOX, EXECUTE A 360 TURN EITHER WAY, WALK OUT BOX, WALK OVER POLES.