



Futurity - August 25-26, 2018
World Equestrian Center, Wilmington, OH
Triple Judged
Flat Rate

Futurity Pattern Book

Western Riding

Green/Novice/Level 1 - Green Pattern 2

All Others - Regular pattern 2

Reining

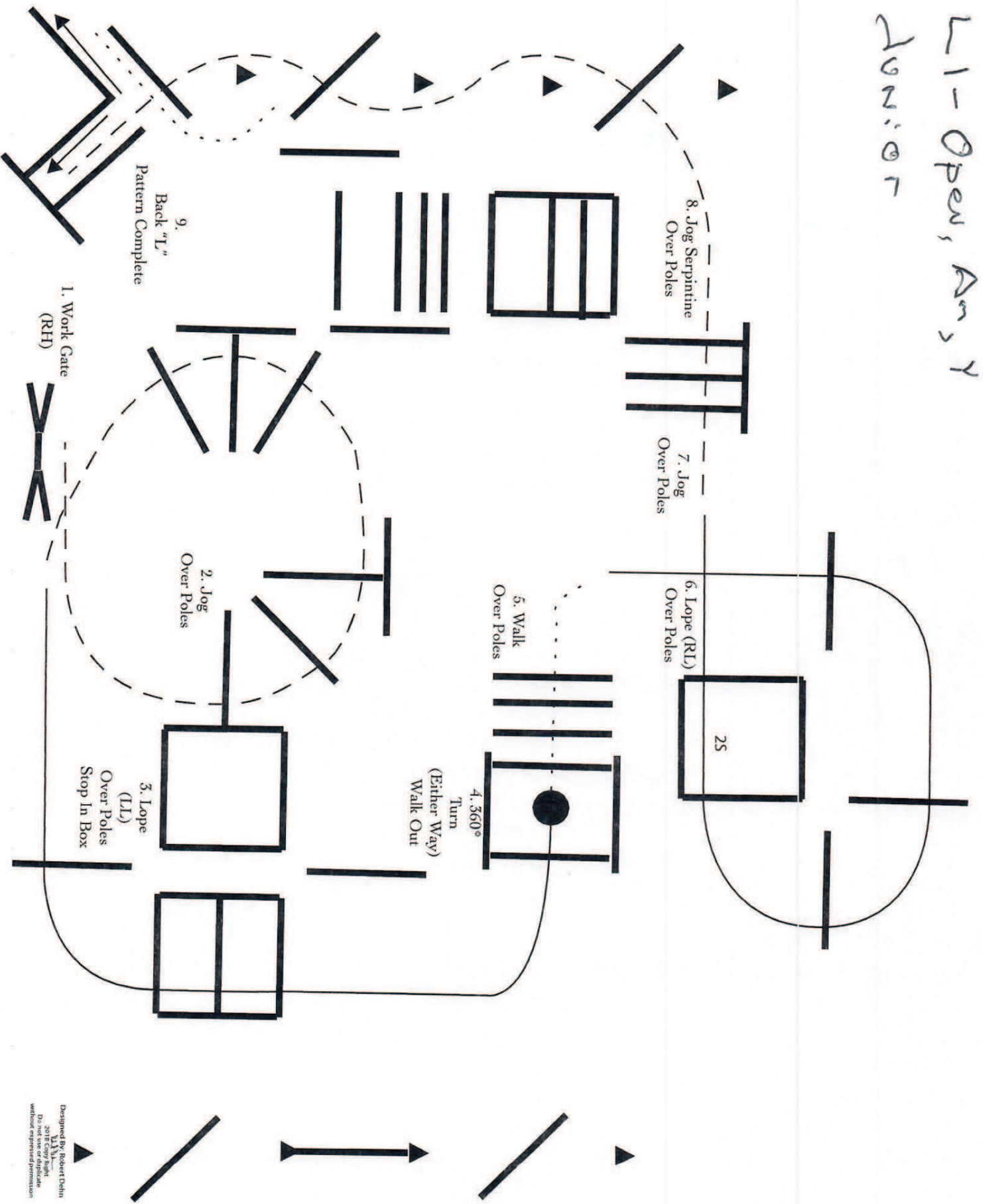
All - Pattern 11

Ranch Riding

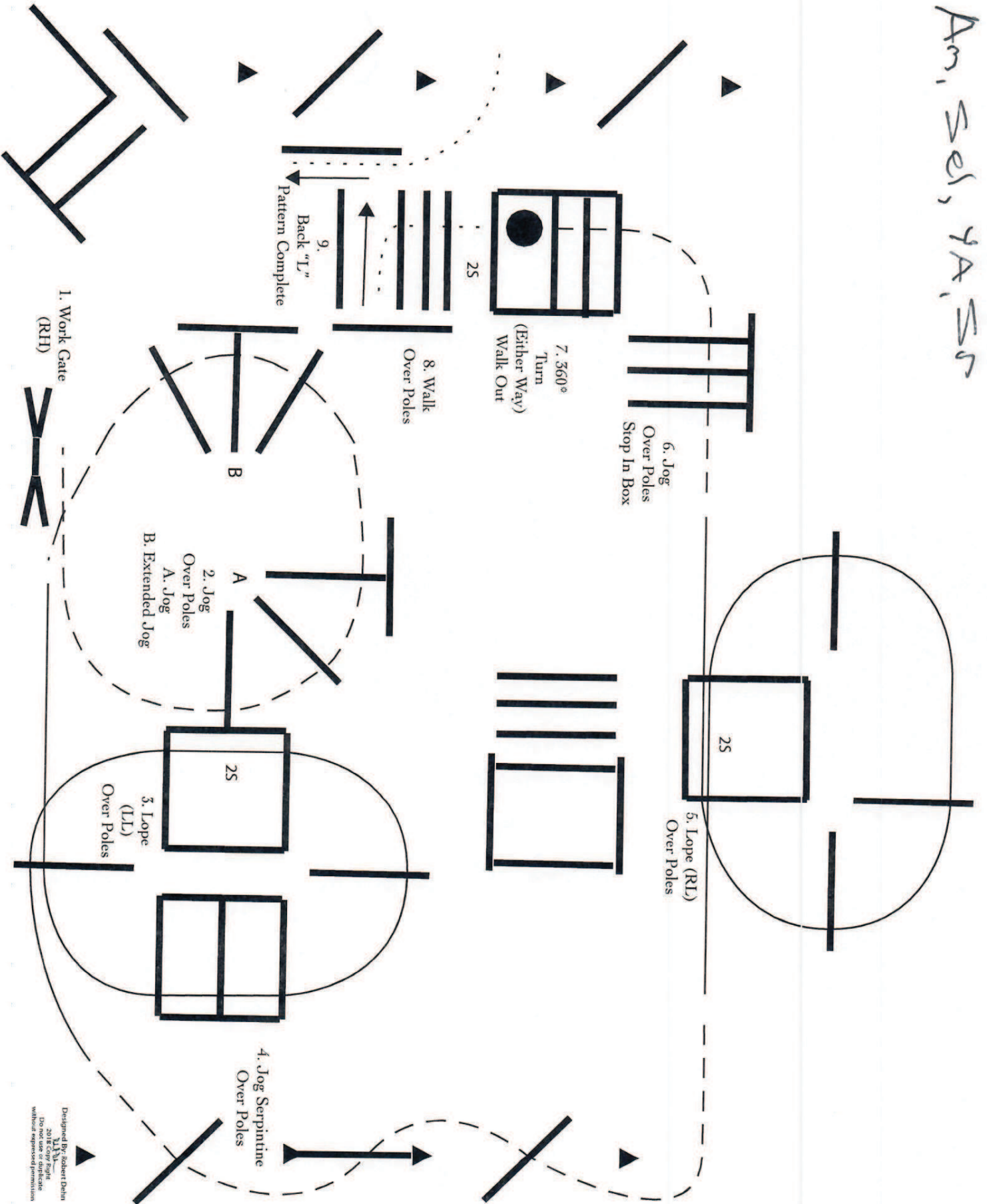
Custom - contained here

Thank you for your support of the SOQHA Shows.

L1-Open, Amy
 JUNIOR

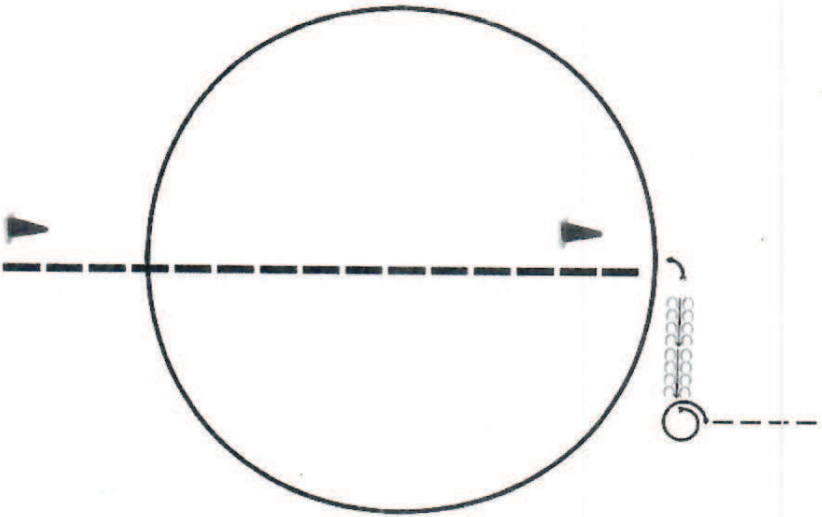


Am, Sel, YA, SR



Western Horsemanship

All Novice

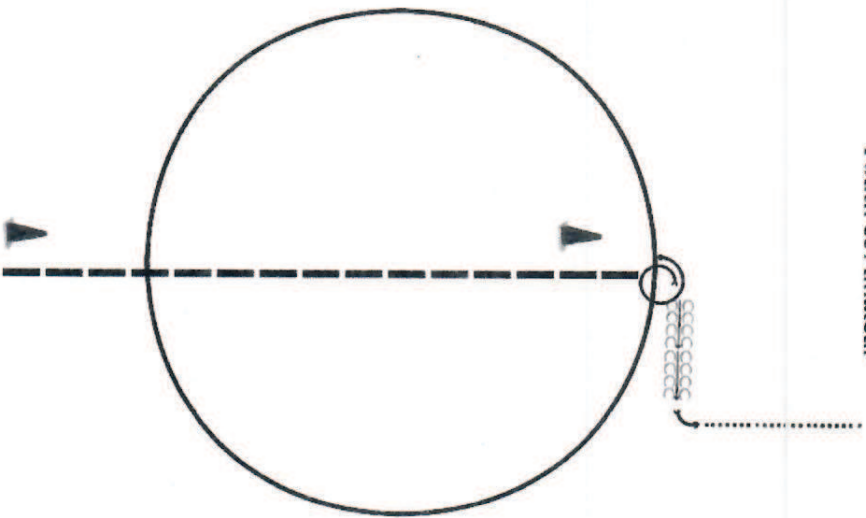


- Instructions**
Be Ready at A
- 1) Extended trot past marker B
 - 2) Stop at B and execute a 90° turn to the left
 - 3) Perform a circle on the left lead
 - 4) When even with marker B stop and back 2 horse lengths
 - 6) Execute a 45° turn to the right and exit at the jog

Written/Revised by: Ann Williams

Western Horsemanship

Youth & Amateur

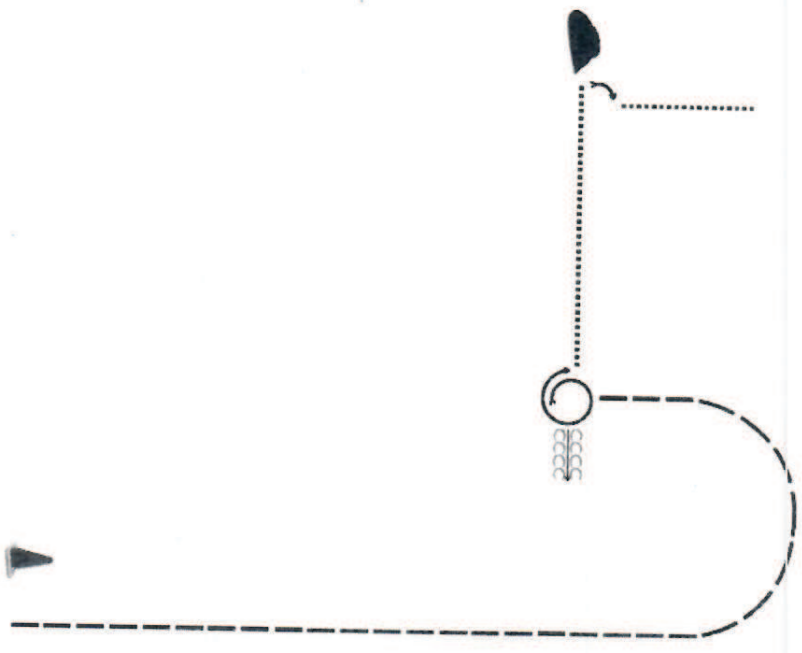


- Instructions**
Be Ready at A
- 1) Extended trot past marker B
 - 2) Stop at B and execute a 45° turn to the left
 - 3) Perform a circle on the left lead with increased speed
 - 4) When even with marker A resume lope
 - 5) Stop and back 2 horse lengths when even with B
 - 6) Execute a 90° turn to the right and exit at the walk

Written/Revised by: Ann Williams

Showmanship at Halter

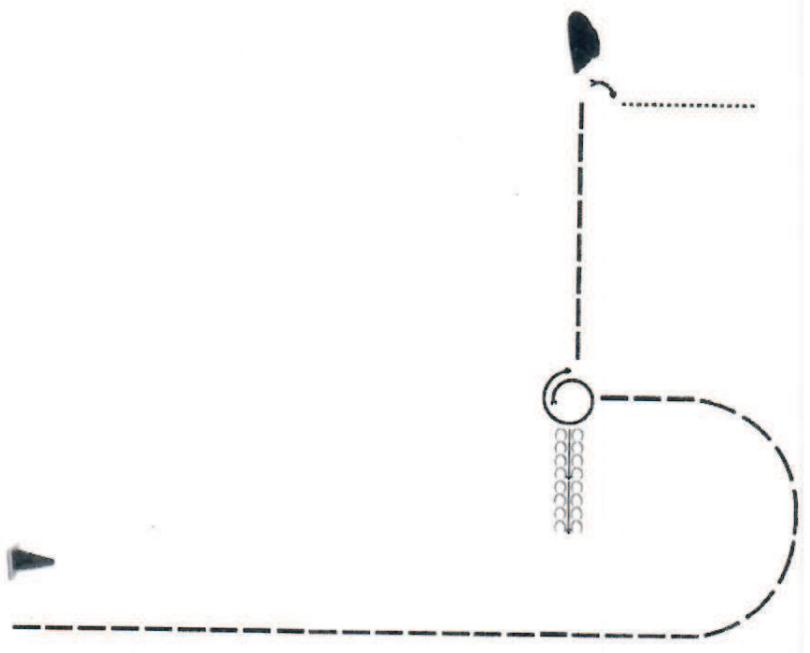
All
LH



- Instructions
Be Ready at Marker A
- 1) Trot as shown
 - 2) Stop and execute a 45° turn
 - 3) Back one horse length
 - 4) Walk to judge and set up for inspection
 - 5) When dismissed perform a 90° turn and exit at a walk

Showman Sponsored by Showman

Showmanship at Halter Youth & Amateur



- Instructions
Be Ready at Marker A
- 1) Extended trot as shown
 - 2) Stop and execute a 45° turn
 - 3) Back two horse lengths
 - 4) Trot to judge and set up for inspection
 - 5) When dismissed perform a 90° turn and exit at a walk

Showman Sponsored by Showman


Hunt Seat Equitation All Novice



- Instructions**
Be Ready at A
- 1) Back one horse length
 - 2) Canter right lead B
 - 3) Break to the trot on the left diagonal
 - 4) Halfway between B and C, canter left lead around C
 - 5) Break to the trot on the right diagonal and continue to D
 - 6) Exit at the walk

Pattern Provided by Susan Stinson

Hunt Seat Equitation Youth and Amateur



- Instructions**
Be Ready at A
- 1) Back one horse length
 - 2) Trot right diagonal to B
 - 3) At B perform a sitting trot
 - 4) Halfway between B and C, hand gallop left lead to D
 - 5) Exit at a walk

Pattern Provided by Susan Stinson

